

# Introduction to Tank Car Integrated Database (TCID)

Presenter: Terry Caulfield  
Product Support Specialist II

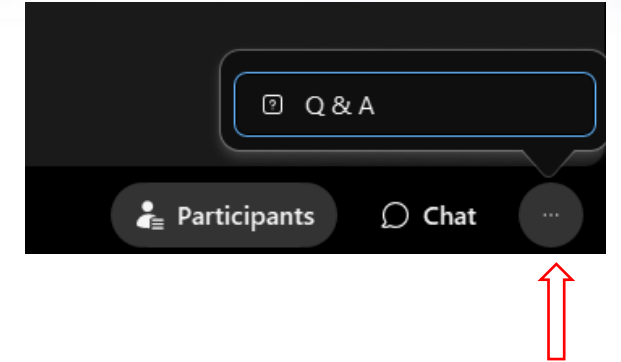
---

November 2023

# General Announcements



- Webinar Reminders
  - Attendees will be muted to reduce background noise
  - Submit any questions you have via the Q&A box
  - The presentation is expected to last 30 minutes
- Please complete the short survey at the end of presentation



# Webinar Agenda



- TCID Set Up
  - SSO User Roles and Permissions
  - User and Company Set Up
- TCID Application
  - Inspections
  - Batch Upload
  - Help & Documentation

# Tank Car Integrated Database



- What is TCID?
  - The Tank Car Integrated Database (TCID) is an application that hosts tank car inspection results, repairs and modifications for tank car owners to comply with all AAR Tank Car Committee reporting requirements
  - It was designed to consolidate the information on the AAR forms R-1, R-2, and Stub Sill inspections
- TCID provides users the ability to create a new inspection, implement a batch upload, delete, edit, submit, or download an open inspection
- It also uses inspection templates to accurately report cracks found in the stubsill attachment welds
- TCID also allows users to run reports for their company

# TCID User & Company Set Up: User SSO Roles

- TCID AAR Member
  - Tank Car Inspection AAR Member that can access web application across all company marks
  - This permission allows the user to view all submitted data, regardless of company or facility submission, but does not allow inputting data
  - This role is only for internal Railinc and AAR use
- TCID Company Administrator
  - This role is responsible for granting permissions
    - Company specific administrator granting users access to the web application on behalf of their company
  - This permission does not allow the user to input or view any data
  - This permission is typically included with Tank Car Owner Delegate permissions
- TCID Owner Delegate
  - Company specific Car Owner or Delegate user to access web application
  - This permission allows the user to input data and view all their company submissions
- TCID Facility User
  - Facility specific user to access the web application.
  - This permission allows the user to input data and view their own submissions



# TCID Application

- Launch Pad



Home

## My Applications

FindUs.Rail

Single Sign On System

Tank Car Integrated Database (TCID)

# TCID Application



- Home Screen



## Tank Car Integrated Database

Manage information on tank cars, specifically, inspection results, repairs and modifications. Car owners can use submissions to this system to comply with AAR Tank Car Committee requirements to report such information.



The system allows:

- (a) AAR to monitor the tank car fleet for emerging problems
- (b) Car owners to comply with 49 CFR Part 180 requirements to monitor their fleets' conditions and modify inspection programs accordingly
- (c) Car owners to transfer car inspection history to buyers when selling cars

# TCID Application



## Home

- Logging in
- Access to multiple companies with a Single SSO ID

### User Mark Selection

Select a Mark

AARX

KLRX

RAIL



# TCID Application



## Inspections >

- New Inspections
- View Inspections
- Batch Upload

**Tank Car Integrated Database**

Manage information on tank cars, specifically, inspection results, repairs and modifications. Car owners can use submissions to this system to comply with AAR Tank Car Committee requirements to report such information.

The system allows:

- (a) AAR to monitor the tank car fleet for emerging problems
- (b) Car owners to comply with 49 CFR Part 180 requirements to monitor their fleets' conditions and modify inspection programs accordingly
- (c) Car owners to transfer car inspection history to buyers when selling cars

# TCID Application



## Inspections >

### New Inspection

- Enter required fields
  - Selecting 'Next' button validates data
  - If all data is valid the bottom three sections become visible

#### Create Inspection

M-1002 Report of Alterations, Conversions, Welded Repairs, and Stub Sill Inspections

\* denotes a required field

Inspection/Report Type \*  Tank Qualification  Stub Sill Inspection  Alteration  Conversion  Welded Repair  Other

Equipment Initial \*

Station Stencil \*

Shop Location (City) \*

Built Date \*

Car Jacketed \*

Reserved 2 (design specific)

Builder \*

Stub Sill Design Variation \*

Constructed Car Spec. \*

Nature of Damage \*

Stub Sill Deformation  A End  B End

Tank Containment Failure

Equipment Number \*

Stencil Class \*

Shop Location (State) \*

Inspection Date \*

Reserved 1 (design specific)

Original AAR Cert. of Construction No. \*

Stub Sill Design (as inspected) \*

Miles (actual cumulative miles in thousands of miles) \*

Car Spec. After Modification

Railroad Responsibility \*

Year of Last Tank Qualification \*

No. of Compartments \*

Facility Rep. Name \*

Submitted By \*

[Next >](#)

# TCID Application




## Create Inspection

M-1002 Report of Alterations, Conversions, Welded Repairs, and Stub Sill Inspections

\* denotes a required field

Inspection/Report Type \*  Tank Qualification  Stub Sill Inspection  Alteration  Conversion  Welded Repair  Other

 Next >

Equipment Initial \*

Equipment Number \*

Station Stencil \*

Stencil Class \*

Shop Location (City) \*

Shop Location (State) \*

Built Date \*

Inspection Date \*

Car Jacketed \*

Reserved 1 (design specific)

Reserved 2 (design specific)

Original AAR Cert. of Construction No. \*

Builder \*

Stub Sill Design (as inspected) \*

Stub Sill Design Variation \*

Miles (actual cumulative miles in thousands of miles) \*

Constructed Car Spec. \*

Car Spec. After Modification

Nature of Damage \*

Railroad Responsibility \*

Stub Sill Deformation  A End  B End

Year of Last Tank Qualification \*

Tank Containment Failure

No. of Compartments \*

Facility Rep. Name \*

Submitted By \*

Next >

# TCID Application



## Inspections > New Inspection

- 3 sections
  - Drawing Inspection
  - Weld Inspection
  - Shell/Sill Damage
- Actions available
  - Save Inspection
  - Submit Inspection

Nature of Damage \*

Stub Sill Deformation  A End  B End

Tank Containment Failure

Railroad Responsibility \*

Year of Last Tank Qualification \*

No. of Compartments \*

[+ Add Drawing Inspection](#)

Alterations and Conversions

Compartment No.	Change Category	Drawing No.	AAR Approval Reference No.	Comment	Actions
No drawings found					

[+ Add Weld Inspection](#)

Weld Inspection Results

Compartment No.	Inspection Results	Weld Code	Weld Location	Inspection Technique	No. of Defects	Max Defect Length (in.)	Defect Orientation Code 1	Defect Orientation Code 2	Defect Orientation Code 3	How Repaired (Weld)	Actions
No Inspection Found											

[+ Add Shell/Sill Damage](#)

Shell/Sill Inspection Results

Compartment No.	Failed Component	Failure Type	Failure Cause	How Repaired (Shell)	Defect Length (in.)	Defect Area	Repair Location	Inspection Method	Actions
No Inspection Found									

Facility Rep. Name \*

Submitted By \*

Close [Save Inspection](#) [Submit Inspection](#)

# TCID Application



## Inspections > New Inspection

- 3 sections
  - Drawing Inspection
  - Weld Inspection
  - Shell/Sill Damage
- Actions available
  - Save Inspection
  - Submit Inspection

Add Shell/Sill Damage ✕

Failed Component\*

Compartment No.\*

Failure Type\*

Failure Cause\*

How Repaired\*

Defect Length (inches)\*

Defect Area\*

Repair Location\*

Inspection Technique\*

Add Shell/Sill Damage ✕

Failed Component\*

Compartment No.\*

Failure Type\*

Failure Cause\*

How Repaired\*

Defect Length (inches)\*

Defect Area\*

Repair Location\*

Inspection Technique\*

[+ Add Shell/Sill Damage](#)

Shell/Sill Inspection Results

Compartment No.	Failed Component	Failure Type	Failure Cause	How Repaired (Shell)	Defect Length (in.)	Defect Area	Repair Location	Inspection Method	Actions
1	Tank Shell Interior	Blister	Corrosion	Grinding and Blending with no Weld Buildup	10	10	A End	[AE] Acoustical Emission	

# TCID Application



## Inspections >

### New Inspection

- Save Inspection
- Submit Inspection

**Edit Inspection**

M-1002 Report of Alterations, Conversions, Welded Repairs, and Stub Sill Inspections \* denotes a required field

Tank Qualification
  Stub Sill Inspection
  Attention
  Conversion
  Welded Repair
  Other

Equipment Initial: AARX  
 Station Short: AAST  
 Shop Location (City): Cary  
 Build Date: 02/28/1996  
 Car Achived: Yes  
 Reserved 2 (design specific):  
 Builder: FCA - FreightCarAmerica  
 Stub Sill Design Version: Continuous  
 Constructed Car Spec.: 105A200ALW  
 Nature of Damage: Accident  
 Stub Sill Deformation:  A End  B End  
 Tank Containment Feature: Yes  
 VIN: 0010413982

Equipment Number: 000006658  
 Short Code: 103AALW  
 Shop Location (State): North Carolina  
 Inspection Date: 08/28/2023  
 Reserved 1 (design specific):  
 Original AAR Cert. of Construction No.: A/F1223  
 Stub Sill Design (as inspected): AMFJKL  
 Mile (actual cumulative miles in thousands of miles): 10  
 Car Spec. After Modification: Select one  
 Method Responsibility: Yes  
 Year of Last Tank Qualification: 2007  
 No. of Compartments: 1  
 Shorted Tank Owner: AARX

[+ Add Drawing Inspection](#)

Alterations and Conversions	Compartment No.	Change Category	Drawing No.	AAR Approval Reference No.	Comment	Actions
No drawings found						

[+ Add Weld Inspection](#)

Weld Inspection Results	Compartment No.	Inspection Results	Weld Code	Weld Location	Inspection Technique	No. of Defects	Max Defect Length (in.)	Defect Orientation Code 1	Defect Orientation Code 2	Defect Orientation Code 3	How Repaired (Weld)	Actions
No inspection found												

[+ Add Shell/Sill Damage](#)

Shell/Sill Inspection Results	Compartment No.	Failed Component	Failure Type	Failure Cause	How Repaired (Shell)	Defect Length (in.)	Defect Area	Repair Location	Inspection Method	Actions
1	Tank Shell Inlets	Blister	Corrosion	Girding and Blistering with no Weld Buildup		5	5	B End	(O) Other	<a href="#">✕</a>

Facility Rep. Name: TCID  
 Submitted by: WEBINAR

[Close](#)
[Delete](#)
[Save Inspection](#)
[Submit Inspection](#)



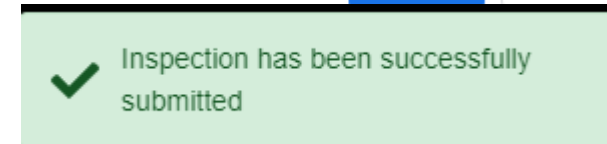
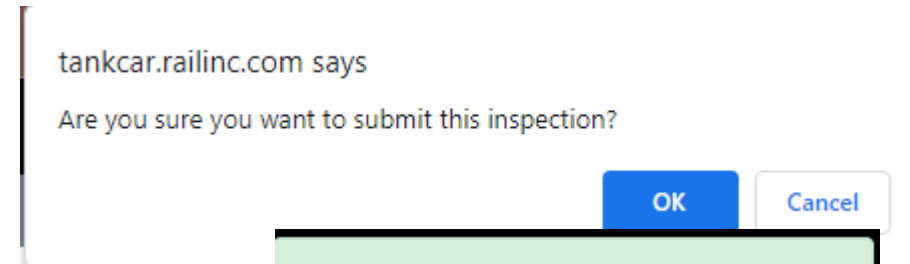
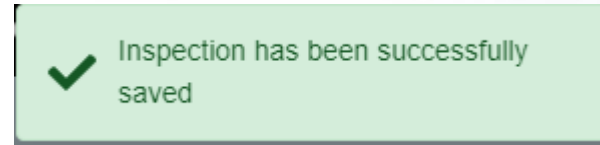
# TCID Application



## Inspections >

### New Inspection

- Save Inspection
- Submit Inspection



# TCID Application



## Inspections > View Inspections

**RAILINC** Tank Car Integrated Database

Home Inspections Reports Help

New Inspection  
View Inspections  
Batch Upload

Manage tank cars, specifically, in committee requirements to

### Inspections

EIN	Built Date	Equip Initial	Equip Number	Builder	Miles (x1000)	Inspection Date	Modified Date	Status	Actions	Report
0010413982	Mar 1, 1986	AARX	0000006658	FCA	10	Aug 29, 2023	Oct 13, 2023, 8:54:59 AM	Open	Edit/Delete	
0010413982	Nov 1, 1999	AARX	0000006658	UTLX	0	Aug 1, 2022	Oct 13, 2023, 8:53:06 AM	Re-open	Edit/Delete	
0010486786	Jan 2, 1999	AARX	0000008880	TETX	10	Sep 28, 2023	Oct 6, 2023, 1:54:29 PM	Submitted	View/Unsub...	
0010413982	Nov 1, 1999	AARX	0000006658	UTLX	0	Aug 1, 2022	Sep 21, 2023, 3:00:54 PM	Submitted	View/Unsub...	

### Inspections

EIN	Built Date	Equip Initial	Equip Number	Builder	Miles (x1000)	Inspection Date	Modified Date	Status	Actions	Report
0010413982	Nov 1, 1999	AARX	0000006658	UTLX		Aug 1, 2022	Oct 13, 2023, 8:53:06 AM	Re-open	Edit/Delete	
0010413982	Nov 1, 1999	AARX	0000006658	UTLX		Aug 1, 2022	Sep 21, 2023, 3:00:54 PM	Submitted	View/Unsub...	

Builder dropdown menu:  
Contains  
UTLX  
AND OR  
Contains  
Filter...

# TCID Application



## Inspections > View Inspections

- Edit/Delete Inspection
- Add Drawings

**Edit Inspection**

M-1002 Report of Alterations, Conversions, Welded Repairs, and Stub Sill Inspections \* denotes a required field

Inspection/Report type  Tank Qualification  Stub Sill Inspection  Alteration  Conversion  Welded Repair  Other

Equipment Initial <input type="text" value="AARX"/>	Equipment Number <input type="text" value="000006658"/>
Station Served <input type="text" value="AAS"/>	Stencil Class <input type="text" value="103AALW"/>
Shop Location (City) <input type="text" value="Cary"/>	Shop Location (State) <input type="text" value="North Carolina"/>
Built Date <input type="text" value="02/27/1996"/>	Inspection Date <input type="text" value="09/27/2023"/>
Car Jacketed <input type="text" value="Yes"/>	Revised 1 (design specific) <input type="text"/>
Revised 2 (design specific) <input type="text"/>	Original AAR Cert. of Construction No. <input type="text" value="A/F1223"/>
Builder <input type="text" value="FCA - FreightCarAmerica"/>	Stub Sill Design (see inspected) <input type="text" value="AMFJKL"/>
Stub Sill Design Variation <input type="text" value="Continuous"/>	Miles (actual cumulative miles in thousands of miles) <input type="text" value="10"/>
Constructed Car Spec. <input type="text" value="105A200ALW"/>	Car Spec. After Modification <input type="text" value="Select one"/>
Nature of Damage <input type="text" value="Accident"/>	Railroad Responsibility <input type="text" value="Yes"/>
Stub Sill Deformation <input type="checkbox"/> A End <input checked="" type="checkbox"/> B End	Year of Last Tank Qualification <input type="text" value="2007"/>
Tank Containment Feature <input type="text" value="Yes"/>	No. of Compartments <input type="text" value="1"/>
EIN <input type="text" value="0010413982"/>	Stenciled Tank Owner <input type="text" value="AARX"/>

[+ Add Drawing Inspection](#)

Alterations and Conversions	Compartment No.	Change Category	Drawing No.	AAR Approval Reference No.	Comment	Actions
No drawings found						

[+ Add Weld Inspection](#)

Weld Inspection Results	Compartment No.	Inspection Results	Weld Code	Weld Location	Inspection Technique	No. of Defects	Max Defect Length (in.)	Defect Orientation Code 1	Defect Orientation Code 2	Defect Orientation Code 3	How Repaired (Weld)	Actions
No inspection found												

[+ Add Shell/Sill Damage](#)

Shell/Sill Inspection Results	Compartment No.	Inspected Component	Failure Type	Failure Cause	How Repaired (Shell)	Defect Length (in.)	Defect Area	Repair Location	Inspection Method	Actions
No inspection found										

Facility Rep. Name  Submitted By

[Close](#) [Delete](#) [Save Inspection](#) [Submit Inspection](#)

# TCID Application



## Common Questions

Q: I am a Repair Shop. What access do I need to submit an inspection on behalf of my customer?

A: The TCID Company Admin may grant the Shop the role of TCID Facility User under the Car Owner Mark. This will allow the shop to submit an inspection on their behalf. This role will only allow the Shop to see the inspections they have submitted for that Mark. They will not be able to see any other inspections for that same mark.

# TCID Application



## Common Questions

Q: Does Railinc have any rules that follow entry submissions into TCID by a 3rd party?


A: No, there are no rules around the entry for the "submitted by name" field. However, when transcribing a New Inspection Form for a shop into TCID, the 'submitted by name' must be the name that is listed on the paper form or the name of the submitter that is manually transcribing the paper form into the electronic portal. In general, the intention of TCID is to be a digital copy of the paper form, so when in doubt the customer should be entering what is on the paper form.

# TCID Application



## Inspections > Batch Upload

- Reduces time by allowing multiple inspections at once
- Validated certain fields against Umler equipment data
- Must be in .csv format
- File Size must be less than 1MB



## Tank Car Integrated Database

Depending on user access, Tank Car Integrated Database provides the ability to create a new inspection, implement a batch import, and delete, edit, submit, or download an open inspection. It was designed to consolidate the information on the AAR forms R-1, R-2, and stubsill inspections. Data Analysts can input data and run reports for their group.

Tank Car Integrated Database uses inspection templates to accurately report cracks found in the stubsill attachment welds.

### More On This Page:

- [Tank Car Templates](#)
- [TCID Notice of Implementation](#)
- [TCID Frequently Asked Questions](#)

### Related Support Documents

- [TCID User Guide](#)
- [Access SSO and Railinc Applications Quick Guide](#)
- [TCID Data Specification Manual](#)
- [AAR Form TCID](#)
- [TCID Data Dependencies Matrix and Appendices](#)
- [Sill Design Template Mapping](#)
- [Tank Car Location Chart](#)
- [TCID Batch File Example](#)



# TCID Application



## Inspections > Batch Upload

- TCID Data Specification Manual
- The types of fields are described in the Data Rules column:
  - Required
  - Optional
  - Conditional

	Batch Field Name	Interface Field Name	Description	Data Rules
1	INSP_INDICATOR		This field allows you to bulk add or bulk delete inspections via CSV upload.	A or blank = Add D = Delete
2	INSP_ID		Unique inspection ID, assigned by submitting party for each event, for batch upload files only	(●) Alpha-Numeric, 12 characters max
3	INSPREASON	Inspection/Report Type	Reason for Inspection	(●) Numeric, 2 digit max from 1 to 63 corresponding to the bitwise or one of these six options. When two reasons are applicable, enter the total value (e.g., Conversion and Alteration value [1+2] is 3): <ul style="list-style-type: none"> <li>• Conversion: 1</li> <li>• Alteration: 2</li> <li>• Stub Sill Inspection: 4</li> <li>• Tank Qualification: 8</li> <li>• Other: 16</li> <li>• Welded Repair: 32</li> </ul> Select appropriate checkbox(es) for this field.
4	CARMARK	Equipment Initial	The reporting mark stenciled on the car	(●) Alpha-Numeric, 4 characters max; If an additional mark is needed, contact the company administrator. See App C for details.
5	CARNUM	Equipment Number	The equipment number stenciled on the car	(●) Numeric, 6 digit max
6	CLASS	Stencil Class	Current car specification, as stenciled, prior to any R1 modifications	(●) Alpha-Numeric, 11 characters max; Select entry for this field from a drop-down list. See App A for details.
7	SHOPCOMP	Station Stencil	Station stencil of inspecting company or facility	(●) Alpha-Numeric, 7 characters max; Select entry for this field from a drop-down list. See App P for details.

# TCID Application



## Inspections > Batch Upload

- Batch Field Name must be included in the first row of all batch file submissions
- Must be in .csv format
- File Size must be less than 1MB

### Tank Car Integrated Database

Depending on user access, Tank Car Integrated Database provides the ability to create a new inspection, implement a batch import, and delete, edit, submit, or download an open inspection. It was designed to consolidate the information on the AAR forms R-1, R-2, and stubsill inspections. Data Analysts can input data and run reports for their group.

Tank Car Integrated Database uses inspection templates to accurately report cracks found in the stubsill attachment welds.

#### More On This Page:

- Tank Car Templates
- TCID Notice of Implementation
- TCID Frequently Asked Questions

#### Related Support Documents

- TCID User Guide
- Access SSO and Railinc Applications Quick Guide
- TCID Data Specification Manual
- AAR Form TCID
- TCID Data Dependencies Matrix and Appendices
- Sill Design Template Mapping
- Tank Car Location Chart
- TCID Batch File Example

	A	B	C	D	E	F	G	H	I	J	K
1	INSP_INDICATOR	INSP_ID	INSPREASON	CARMARK	CARNUM	CLASS	SHOPCOMP	SHOPCITY	SHOPSTATE	BUILTDATE	INSPDATE
2	A	1007750	2	AARX	6658	112J340W	UTCO	AARX	TX	19991101	20220801

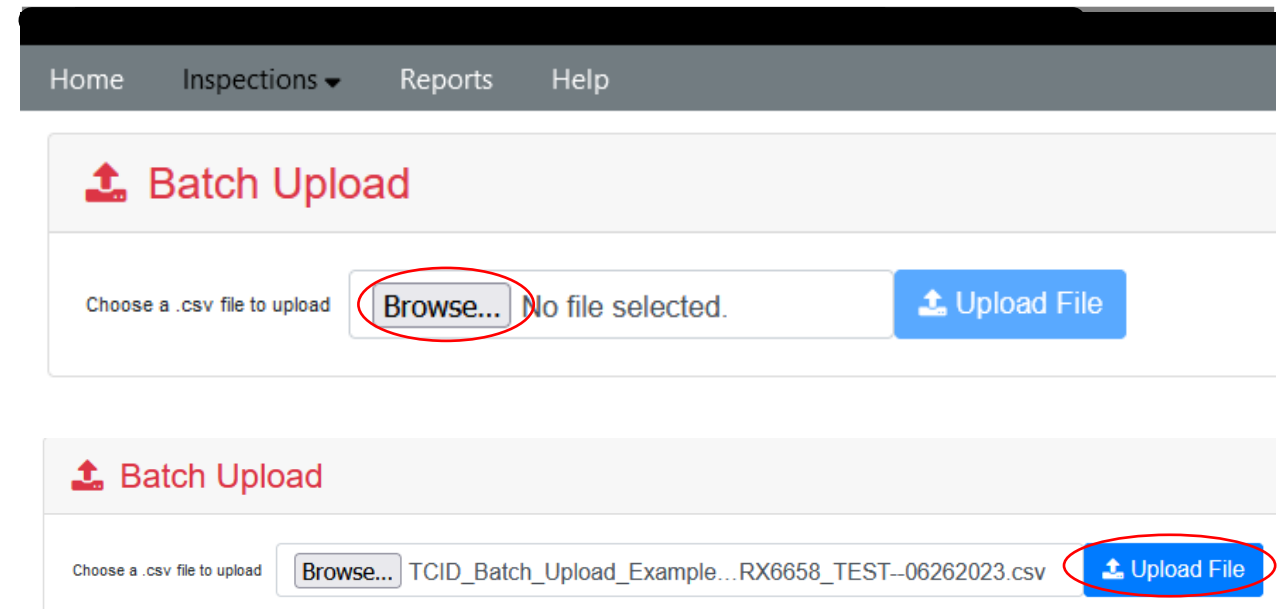
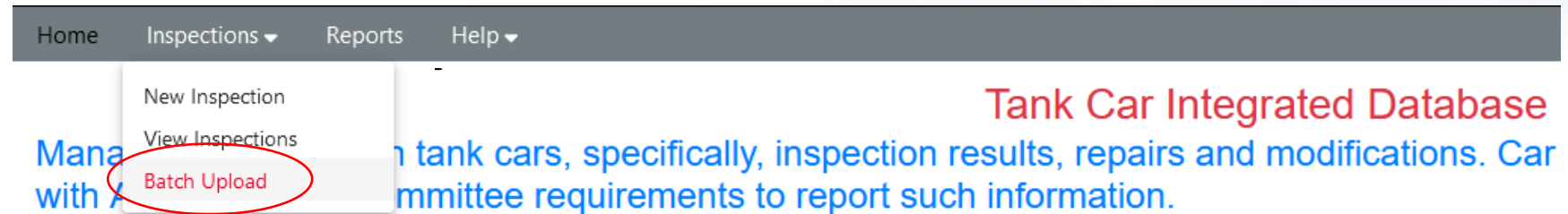
# TCID Application



Inspections >

## Batch Upload

- Click Batch Upload
- Click Browse to choose a file
- Click Upload to submit file to TCID



# TCID Application



## Inspections > Batch Upload

- File upload status
  - Blue = In Progress
  - Green = Success



'TCID\_Batch\_Upload\_Example\_AAR  
X6658\_TEST--06262023.csv'  
uploaded successfully.



Uploading  
'TCID\_Batch\_Upload\_Example\_AAR  
X6658\_TEST--06262023.csv'

# TCID Application



Batch Upload >

TCID Batch File  
Submission Report

**Accepted – Submitted**


Submission Details

- File Name
- Date Submitted

Inspections

- Total = Total Submitted
- Accepted = Total Accepted
- Rejected = Total Rejected

TCID Batch File Submission Report: TCID\_Batch\_Upload\_Example\_AARX6658\_TEST--06262023.csv

 NoReply@railinc.com  
To: Caulfield, Terry

TCID Batch File Submission Report

FileName: TCID\_Batch\_Upload\_Example\_AARX6658\_TEST--06262023.csv

Date Submitted: 2023-10-20 11:40:53

Inspections: Total = 1, Added = 1, Deleted = 0, Rejected = 0.

Below errors/warnings were found within the file:

Inspection ID : 1007750

Field Name : Builder [BUILDER]

Field Value: UTLX

Error Type : WARNING

Error Msg : BUILDER Value does not match Umler Value : TRIN

# TCID Application



Batch Upload >

TCID Batch File Submission Report

## Rejected – Not Submitted

Submission Details

- File Name
- Date Submitted

Inspections

- Total = Total Submitted
- Accepted = Total Accepted
- Rejected = Total Rejected

Error Details

- Field Name: Listed in TCID & File
- Field Value: Data Submitted
- Error Type: Error (reject)
- Error Message: Description

TCID Batch File Submission Report: TCID\_Batch\_Upload\_Example\_AARX898989\_TEST--06262023.csv



NoReply@railinc.com

To Caulfield, Terry

Retention Policy Inbox - Delete older than 90 days (90 days)



TCID Batch File Submission Report

FileName: TCID\_Batch\_Upload\_Example\_AARX898989\_TEST--06262023.csv

Date Submitted: 2023-09-21 15:08:27

Inspections: Total = 1, Added = 0, Deleted = 0, Rejected = 1.

Below errors/warnings were found within the file:

Inspection ID : 1007750

Field Name : Stub Sill Deformation (A End) [STUBSILLDEFA]

Field Value: NULL

Error Type : WARNING

Error Msg : Value was not a non-decimal number

Inspection ID : 1007750

Field Name : Stub Sill Deformation (B End) [STUBSILLDEFB]

Field Value: NULL

Error Type : WARNING

Error Msg : Value was not a non-decimal number

Inspection ID : 1007750

Field Name : Equipment Initial Number [CARMARK] [CARNUM]

Field Value: AARX0000898989

Error Type : ERROR

Error Msg : Invalid Equipment Initial or Equipment Number provided.



# FTP Set Up, FindUs.Rail (FUR)



- FTP set up
  - Companies with an existing mailbox can add TCID subscription to their current setup
  - Companies without an existing mailbox will need to contact the Railinc Customer Success team for assistance with creating one
- FindUs.Rail (FUR)
  - Contact details must be added to receive email notifications on FTP submissions
  - Users with FUR access may update their contact record include the TCID category

# TCID Application



## Reports >

- Inspection Detail
- Inspection Summary
- Service History by Company

Report Name	Report Description	User Input	Run
Inspection Detail	<p>All inspection information on a single piece of Equipment, Equipment Range, or Date Range can be requested.</p> <p>Equipment specific inspections can be requested singularly or via comma separation or a range indicated by a dash.</p> <p>Example: Equipment Numbers 1,5,10-12 would return all inspections for Equipment Numbers 1, 5,10, 11, 12.</p> <p>All inspection information on a Date Range can be requested.</p> <p>Date Range can be a single day (MM/DD/YYYY) or a range (MM/DD/YYYY-MM/DD/YYYY)</p> <p>Note: Date Range inspection requests do not require Equipment Numbers.</p>	<input type="text" value="AARX"/> <input type="text" value="6658"/> <input type="text" value="Inspection Date (Day or Range)"/>	 
Inspection Summary	Summary of all inspections associated with your company.		
Service History by Company	This report will create a CSV file of all inspections for the associated company.		

Generating Inspection Detail Report (Date Range) for 'AARX6658 '.

# TCID Application



## Reports >

- Inspection Detail
- PDF
- Excel



### TCID Tank Car Inspection Detail: AARX000006658

#### Report of Alterations, Conversions, Welded Repairs, and Stub Sill Inspections

Date of Entry: 09/21/2023

Equip. Initial/No.: AARX000006658      Station Stencil: UTCO  
 Stencil Class: 112J340W      Shop Location: AARX, TX  
 Built Date: 11/01/1999      Inspection Date: 08/01/2022  
 Car Jacketed: 0      Reserved 1 (design specific):  
 Reserved 2 (design specific): Original AAR Cert. No.: F997064  
 Builder: UTLX      Stub Sill Design (as inspected): UTLZBH  
 Stub Sill Design Variation: CONTINUOUS      Miles (x1000): 0  
 Constructed Car Spec.: 112J340W      Car Spec. After Mod.: 112J340W  
 Inspect./Report Type: Alteration      Nature of Damage: N/A  
 Railroad Responsibility: 0      Stub Sill Deformation (A End): 0  
 Stub Sill Deformation (B End): 0      Last Tank Qual Year: 2009  
 Tank Contain. Failure: 0      No. of Compartments: 1

Facility Rep. Name: TROY GAWD      Submitted By: UNION TANK CAR COMPANY  
 EIN: 0010413982      Stencil Mark: AARX

#### Alterations and Conversions

Compartment No.	Change Category	Drawing Number	AAR Approval Ref. No.	Drawing Comments
1	Top Fitting Model	KR-TFA-2001-056	501302	ANGLE VALVES MIDLAND, A720, SER #S FA-843-RA,3V-593-RA,FA-841-RA

#### Weld Inspection Results

Inspection Results	Compartment No. (weld)	Weld Code	Weld Location	Inspection Technique	No. of Defects	Max Defect Length	Defect Orientation Code 1	Defect Orientation Code 2	Defect Orientation Code 3	How Repaired (weld)

#### Shell/Sill Inspection Results

Failed Component	Compartment No. (shell)	Failure Type	Failure Cause	How Repaired (shell)	Defect Length (in)	Defect Area	Repair Location	Inspection Method

	A	B	C	D	E	F	G	H	I	J	K	L	M	N
1	APPROVAL_REFERENCE	BUILDER	BUILDDATE	CARMARK	CARNUM	CHANGE_CATEGORY	CLASS	COMPARTMENT_NO_CHANGE	COMPARTMENT_NO_SHELL	COMPARTMENT_NO_WELD	COMPONENT	CONSTRCARSPEC	DAMAGETYPE	DEFECT_AREA
2	501302	UTLX	19991101	AARX	6658	Top Fitting Model	112J340W	1				112J340W	N/A	
3														

# TCID Application



## Reports >

- Inspection Summary
  - All submitted inspections
    - Owner Delegate can view all company inspections
    - Facility can only view their inspections

### Reports

Report Name	Report Description	User Input	Run
Inspection Detail	<p>All inspection information on a single piece of Equipment, Equipment Range, or Date Range can be requested.</p> <p>Equipment specific inspections can be requested singularly or via comma separation or a range indicated by a dash.</p> <p>Example: Equipment Numbers 1,5,10-12 would return all inspections for Equipment Numbers 1, 5,10, 11, 12.</p> <p>All inspection information on a Date Range can be requested.</p> <p>Date Range can be a single day (MM/DD/YYYY) or a range (MM/DD/YYYY-MM/DD/YYYY)</p> <p>Note: Date Range inspection requests do not require Equipment Numbers.</p>	<input type="text" value="Equipment Initial"/> <input type="text" value="Equipment Number"/> <input type="text" value="Inspection Date (Day or Range)"/>	 
Inspection Summary	Summary of all inspections associated with your company.		

The screenshot shows a dark-themed interface with a loading spinner in the center and a light blue notification box in the bottom right corner. The notification box contains an information icon and the text "Generating Inspection Summary Report for AARX." The background text is partially obscured by the spinner and notification.

# TCID Application



- Reports > Inspection Summary
  - PDF download



## TCID Inspections Summary: AARX

---

Equip Initial	Equip No.	Submitted By	Last Modified	Inspection Status
AARX	0000006658	TCIDWEB	10/23/2023	Submitted
AARX	0000006658	TCIDWEB	10/20/2023	Submitted
AARX	0000008880	TCIDWEB	10/06/2023	Submitted






# TCID Application





## Reports >

- Service History by Company
  - All submitted inspections
    - Owner Delegate can view all company inspections
    - Facility can only view their inspections

### Reports

Report Name	Report Description	User Input	Run
Inspection Detail	<p>All inspection information on a single piece of Equipment, Equipment Range, or Date Range can be requested.</p> <p>Equipment specific inspections can be requested singularly or via comma separation or a range indicated by a dash.</p> <p>Example: Equipment Numbers 1,5,10-12 would return all inspections for Equipment Numbers 1, 5,10, 11, 12.</p> <p>All inspection information on a Date Range can be requested.</p> <p>Date Range can be a single day (MM/DD/YYYY) or a range (MM/DD/YYYY-MM/DD/YYYY)</p> <p>Note: Date Range inspection requests do not require Equipment Numbers.</p>	<input type="text" value="Equipment Initial"/> <input type="text" value="Equipment Number"/> <input type="text" value="Inspection Date (Day or Range)"/>	 
Inspection Summary	Summary of all inspections associated with your company.		
Service History by Company	This report will create a CSV file of all inspections for the associated company.		 



 Generating Service History Report for AARX.



# TCID Application



- Reports > Service History by Company

	A	B	C	D	E	F	G	H	I	J	K	L	M	N	O	P	Q	R	S	T	U	V	W	X	Y	Z	AA	AB	AC	
1	APPROVA	BUILDER	BUILTDAT	CARMARK	CARNUM	CHANGE_	CLASS	COMPART	COMPART	COMPART	COMPON	CONSTRC	DAMAGET	DEFECT_A	DEFECT_L	DEFECT_O	DEFECT_O	DEFECT_O	DRAWING	DRAWING	FAILURE_	FAILURE_T	HOW_REP	HOW_REP	INSPDATE	INSPECTIC	INSPECTIC	INSPECTIC	INSPREAS	IN
2	501302	UTLX	19991031	AARX	6658	Top Fittin	112J340W	1				112J340W	N/A						ANGLE VA KR-TFA-2001-056						20220731					2
3	501302	UTLX	19991101	AARX	6658	Top Fittin	112J340W	1				112J340W	N/A						ANGLE VA KR-TFA-2001-056						20220801					2
4		TETX	19990102	AARX	8880		103ALW				1	105A100A	N/A			WFF	WFF	WFF					Grinding	20230928		Defect(s)	[AE] Acou		32	
5																														

# TCID Application



## Reminders

- Batch Upload
  - The file must be in a .csv format with a file size less than 1MB
  - Files with warnings will be accepted
- Reports
  - Tank Car Inspection Owner Delegate can run reports and see inspections for that company
  - Facility User can only see the data they have submitted and run reports only on that data

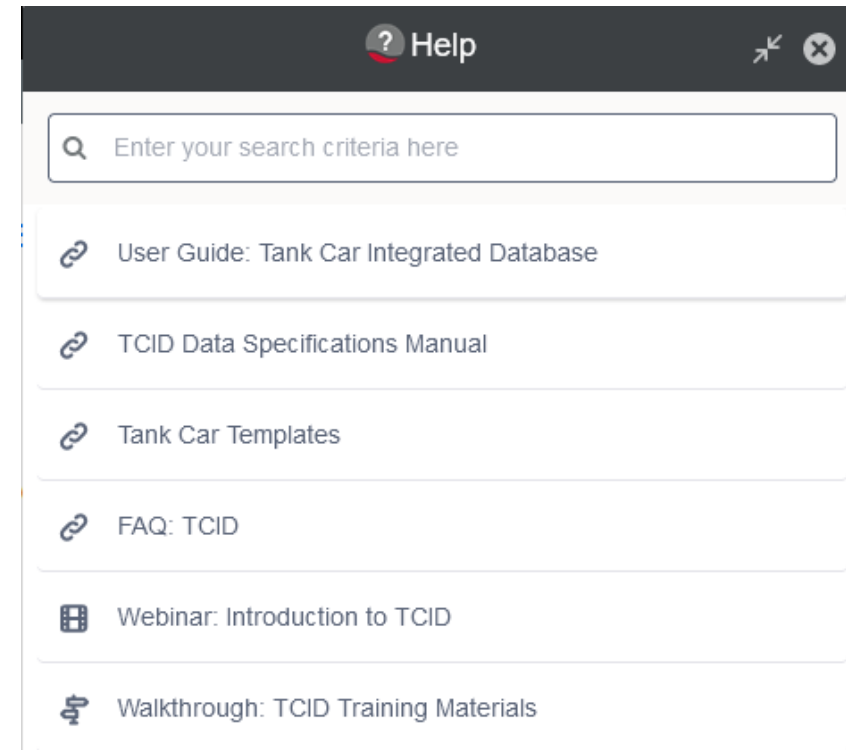
# TCID Application

- Help



**Tank Car Integrated Database**

Manage information on tank cars, specifically, inspection results, repairs and modifications. Car owners can use submissions to this system to comply with AAR Tank Car Committee requirements to report such information.



# TCID Application



## Help >

- TCID User Guide
- TCID Data Specification Manual
- Tank Car Templates
- TCID Notices of Implementation
- Batch File Example
- TCID Data Dependencies Matrix

Home > Products & Services > Tank Car Integrated Database

## Tank Car Integrated Database

Depending on user access, Tank Car Integrated Database provides the ability to create a new inspection, implement a batch import, and delete, edit, submit, or download an open inspection. It was designed to consolidate the information on the AAR forms R-1, R-2, and stubsill inspections. Data Analysts can input data and run reports for their group.

Tank Car Integrated Database uses inspection templates to accurately report cracks found in the stubsill attachment welds.

More On This Page:

- [Tank Car Templates](#)
- [TCID Notice of Implementation](#)
- [TCID Frequently Asked Questions](#)

### Related Support Documents

- [TCID User Guide](#)
- [Access SSO and Railinc Applications Quick Guide](#)
- [TCID Data Specification Manual](#)
- [AAR Form TCID](#)
- [TCID Data Dependencies Matrix and Appendices](#)
- [Sill Design Template Mapping](#)
- [Tank Car Location Chart](#)
- [TCID Batch File Example](#)

# TCID Application



Help >

- TCID Data Dependencies Matrix

The screenshot displays an Excel spreadsheet titled "TCID Data Dependencies Matrix". The interface includes the Microsoft Office ribbon with tabs for File, Home, Insert, Page Layout, Formulas, Data, Review, View, Automate, and Help. The spreadsheet has a grid with columns labeled from B to AW and rows numbered 1 through 75. A diagonal line of cells is present from row 1, column C to row 17, column AW. The rows are organized into several sections:

- Failure Type** (Row 2)
- Failure Cause** (Row 18)
- How Repaired Shell** (Row 25): Includes items like Patch Plate Repair, Weld Surfacing, Welded Inserts, Repairs to Tank Anchors, Reinforcing Plate Application, RIK - Replace in Kind, Welding with PWHT, Welding without PWHT, Welding with Pre-Heat, Pressing or jacking of Dents/Buckles, Straightening, Grinding and Blending, and Repair of Threaded or Non-threaded Holes.
- Crack Length** (Row 40)
- Number of Cracks/Defects** (Row 42)
- Repair Location** (Row 44)
- Inspection Method / Techniques** (Row 71): Includes [AE] Acoustical Emission, [LT] Leak Test, [MT] Magnetic Particle, and [OT] Other.

Each cell in the matrix contains an 'X' to indicate a dependency between the row and column categories. The bottom row of the spreadsheet shows a summary of counts for each column, with totals ranging from 2 to 43. The status bar at the bottom indicates the current tab is "TCID Data Dependencies".

# TCID Application



## Scenario

**Company A** owns **AARX 1234** from its construction and can view all inspections it has submitted for the car

**Company A** sells **AARX 1234** to **Company B**. **Company A** can still view all inspections it has submitted while owning **AARX 1234** up until the transfer of ownership to **Company B**

**Company B** can see all inspections that **Company A** created for **AARX 1234**, while also being able to see the inspections they have created for the car

**Company B** sells **AARX 1234** to **Company C**

**Company A** can still see all inspections it submitted while owning the car

**Company B** can still see all inspections it submitted while owning the car up to the point of sale to **Company C**

**Company C** can see **ALL** inspections created for **AARX 1234**

**Let Us Know Your Thoughts**



**Railinc Customer Success Center**

**[csc@railinc.com](mailto:csc@railinc.com)**

**877-724-5462**



# *Railinc Keeps You Moving.*

---

**Railinc Customer Success Center**

1-877-RAILINC  
csc@railinc.com

