

Umler TRAIN II

Messaging Specifications

Published by



A subsidiary of the Association of American Railroads (AAR)

Railinc.com

Last Updated: December 2023

© 2023 Railinc. All Rights Reserved

Document Control

Version history		
Version	Date	Superseded documents/description/details
1.9	12/8/2006	Initial Release of TRAIN II Specification for Phase 3.
1.10	1/8/2007	Updates included from Umler committee review on 12/12/06
1.11	1/19/2007	Updates included from EMIS TAG committee review on 1/16/2007
1.12	1/29/2007	Updates from EMIS TAG committee review on 1/23/2007 and addition of Phase 3 Refresh support
1.13	1/31/2007	Updates from EMIS TAG Committee review on 1/31/2007 Approved by EMIS TAG on February 28, 2007, in Cary
1.14	3/11/2007	Update the following sections: Section 34 - Unit of work Added new section 35.1.3 to document component level add reporting. Section 33 - Referred documentation about reference files to FSD.
2.0	3/27/2007	Updates from Final Industry Review
3.0	2/7/2008	Updates to include new Release 3.2 inbound and outbound message types.
3.3	11/23/2008	Changes made to document for final TRAIN II specification. Removed references to Phases, removed references to EMIS message types and replaced with UMLR message types.
3.4	12/31/2008	Updates made based on customer feedback.
3.5	3/1/2009	Updates made based on committee demo of refresh Update made to insert new UMLRC50/UMLRR50 error code 7001 that is sent when multiple equipment is sent with a data group header. Also changed examples in refresh section that displayed multiple equipment in data group. The example was changed to show different equipment in its own data group.
3.6	4/23/2009	Update equipment group change sections to reflect behavior of Outbound TRAIN II messages when equipment group change occurred. Correct TRAIN II examples in various sections. Update refresh section which documents UMLRR50 error codes in response to a UMLRR00 message to reflect input limitations decided at a face-to-face meeting. Remove reference to element IDS in Appendix R. These can be found in industry reference files. Remove reference to response codes in Appendix T. These can be found in industry reference files.
3.7	9/22/2009	Update made for Equipment Add-Back feature.
3.8	6/20/2019	Updates from EMIS to Umler, update cover page. UMLRR60 and UMLRR61 only: Train II Umler Refresh Messages (Version 3.2) - Control Header to include the Requester User ID and Company ID
3.9	12/7/2023	2.3.1, 2.3.2 and 2.3.3: Updated diagrams 2.3.5 and 2.3.6: Removed tables and added link to the dynamic Umler Reference File (event_types.csv file) Added link to the dynamic Umler Reference File to Appendix S and T Capitalized first letter of major headings

Table of Contents

Document Control	2
1 Introduction	11
1.1 Important Note.....	11
1.2 Document Overview.....	11
1.3 Document Audience	11
1.4 Related Documents.....	11
1.5 Assumptions	11
2 Umler TRAIN II Message Structure	12
2.1 Inbound Message Types	12
2.2 Outbound Message Types.....	12
2.3 Message Flows.....	14
2.3.1 Message flow in response to an inbound UMLRC00 TRAIN II message	14
2.3.2 Message flow in response to input other than UMLRC00 TRAIN II message.....	14
2.3.3 Message flow in response to refresh request.....	15
2.4 Transaction Types.....	16
2.4.1 UMLRC50.....	16
2.4.2 UMLRC00/UMLRE70.....	16
2.4.3 UMLRC60/UMLRC61	16
2.5 Message Layouts	16
2.5.1 UMLRC00.....	17
2.5.2 UMLRC50.....	17
2.5.3 UMLRC60/UMLRR60	17
2.5.4 UMLRC61/UMLRR61	17
2.5.5 UMLRC71.....	18
2.5.6 UMLRE70.....	18
3 TRAIN II Considerations	19
3.1 Subscription.....	19
3.2 Customize UMLRC60/UMLRC61.....	19
3.2.1 Select Receipt of Transactions	19
3.2.2 Select Receipt by Ownership/Control	19
3.3 Message Envelope Checking for UMLRC00.....	19
3.3.1 Envelope Error Conditions.....	20
3.3.2 Envelope Warning Conditions	21
3.4 Business Rule Response Codes	21
3.5 Message Structure Rules.....	21
3.6 Control Number Considerations	22
4 Assumptions TRAIN II Messaging Sections	23
5 Unit of Work	24
5.1 Inbound TRAIN II Message Processing Overview	24
5.2 Unit of work when Umler processes to completion without a system failure	25
5.3 Unit of work when Umler fails in the middle of processing a TRAIN II message	25
5.4 Unit of Work Examples	25
5.4.1 Equipment Add.....	25

Umler TRAIN II Messaging Specifications

5.4.2	Unit of Work For All Other Transaction Types	27
6	<u>TRAIN II Sending of Duplicate Element Values</u>	28
7	<u>TRAIN II Detail Record Formats</u>	29
7.1	Detail Record Formats	29
7.1.1	Elemental Reporting for Equipment Add and Change Transactions.....	29
7.1.2	Component Level Add Reporting	33
7.1.3	Component Level Delete Reporting.....	37
7.1.4	Component Elemental Reporting	40
8	<u>Equipment Add ('ECA')</u>	44
9	<u>Equipment Change ('ECC')</u>	54
9.1	Elemental Reporting	55
9.2	Component Level Reporting – Add and Deletion of Component Levels.....	57
9.3	Component Elemental Reporting.....	61
10	<u>Equipment Delete ('ECD')</u>	62
11	<u>Equipment Add Back</u>	65
11.1	Equipment Add Back 'EAB' – Send Only Equipment ID and Built Date	65
11.2	Equipment Add Back 'EAD' – Send All Elements Similar to ECA	73
12	<u>Pool Header Add</u>	82
12.1	Transaction Types.....	82
12.2	Element IDs	82
12.3	Detail Record Format	83
12.4	Message Examples.....	84
12.4.1	Add a Pool Header	84
13	<u>Pool Header Change</u>	86
13.1	Transaction Types.....	86
13.2	Element IDs	86
13.3	Detail Record Format	87
13.4	Message Examples.....	88
13.4.1	Change a Pool Header.....	88
14	<u>Pool Header Delete</u>	89
14.1	Transaction Types.....	89
14.2	Element IDs	89
14.3	Detail Record Format	89
14.4	Message Examples.....	89
14.4.1	Delete a Pool Header.....	89
15	<u>Car Grade Inspection</u>	91
15.1	Transaction Types.....	91
15.2	Element IDs	91

Umler TRAIN II Messaging Specifications

15.3	Detail Record Format	91
15.4	Message Examples.....	92
15.4.1	UMLRC00	92
15.4.2	UMLRC60	92
15.4.3	UMLRC61	92
16	Report Air Brake Test Inspection	93
16.1	Inbound Transaction Types	93
16.2	Outbound Transaction Types.....	93
16.3	Input Element IDs.....	93
16.4	Output Element IDs	94
16.5	Detail Record Format	94
16.6	Message Examples For Reporting of Air Brake Test Inspection.....	95
16.6.1	UMLRC00	95
16.6.2	UMLRC60	95
16.6.3	UMLRC61	96
16.7	Message Examples For Nullification of Air Brake Test Inspection	97
16.7.1	UMLRC00 – Nullification for equipment with prior Air Brake Test history	97
16.7.2	UMLRC60	98
16.7.3	UMLRC61	99
16.7.4	UMLRC00 – Nullification for equipment without prior Air Brake Test history	100
16.7.5	UMLRC60	101
16.7.6	UMLRC61	102
17	Report Door Lube Inspection	103
17.1	Inbound Transaction Types	103
17.2	Outbound Transaction Types.....	103
17.3	Input Element IDs.....	103
17.4	Output Element IDs	104
17.5	Detail Record Format	104
17.6	Message Examples For Reporting of Door Lube Inspections	105
17.6.1	UMLRC00	105
17.6.2	UMLRC60	105
17.6.3	UMLRC61	106
17.7	Message Examples For Nullification of Door Lube Inspection	107
17.7.1	UMLRC00	107
17.7.2	UMLRC60	108
17.7.3	UMLRC61	109
18	Autorack Repair (Activity Type 992)	110
18.1	Inbound Transaction Types	110
18.2	Outbound Transaction Types.....	110
18.3	Input Element IDs.....	110
18.4	Output Element IDs	111
18.5	Detail Record Format	111
18.6	Message Examples For Reporting Autorack Repair.....	112
18.6.1	UMLRC00	112
18.6.2	UMLRC60	112
18.6.3	UMLRC61	112
18.7	Message Examples For Nullification of Autorack Repair	113

Umler TRAIN II Messaging Specifications

18.7.1	UMLRC00	113
18.7.2	UMLRC60	113
18.7.3	UMLRC61	114
19	Autorack Certification (Activity Type 970)	115
19.1	Inbound Transaction Types	115
19.2	Outbound Transaction Types.....	115
19.3	Input Element IDs.....	115
19.4	Output Element IDs	116
19.5	Detail Record Format	116
19.6	Message Examples For Autorack Certification	117
19.6.1	UMLRC00	117
19.6.2	UMLRC60	117
19.6.3	UMLRC61	118
19.7	Message Examples For Nullification of Autorack Certification	119
19.7.1	UMLRC00	119
19.7.2	UMLRC60	120
19.7.3	UMLRC61	121
20	Autorack Inspection (Activity Type 970A)	122
20.1	Inbound Transaction Types	122
20.2	Outbound Transaction Types.....	122
20.3	Input Element IDs.....	123
20.4	Output Element IDs	124
20.5	Detail Record Format	124
20.6	Message Examples For Autorack Inspection.....	125
20.6.1	UMLRC00	125
20.6.2	UMLRC60	126
20.6.3	UMLRC61	126
20.7	Message Examples For Nullification of Autorack Inspection.....	127
20.7.1	UMLRC00	127
20.7.2	UMLRC60	128
20.7.3	UMLRC61	129
21	Report Vehicular Flat Certification	130
21.1	Inbound Transaction Types	130
21.2	Outbound Transaction Types.....	130
21.3	Input Element IDs.....	130
21.4	Output Element IDs	131
21.5	Detail Record Format	131
21.6	Message Examples to Report Vehicular Flat Certification.....	132
21.6.1	UMLRC00	132
21.6.2	UMLRC60	132
21.6.3	UMLRC61	132
21.7	Message Examples For Nullification of Vehicular Flat Certification	133
21.7.1	UMLRC00	133
21.7.2	UMLRC60	134
21.7.3	UMLRC61	134
22	Report FRA Locomotive Inspections	135

Umler TRAIN II Messaging Specifications

22.1	Inbound Transaction Types	135
22.2	Outbound Transaction Types.....	135
22.3	Input Element IDs.....	135
22.4	Output Element IDs	136
22.5	Detail Record Format	136
22.6	Message Examples – FRA Locomotive Inspection	136
22.6.1	UMLRC00	137
22.6.2	UMLRC60	137
22.6.3	UMLRC61	138
22.7	Message Examples For Nullification of FRA Locomotive Inspections	138
22.7.1	UMLRC00	140
22.7.2	UMLRC60	140
22.7.3	UMLRC61	141
23	Report Reflectorization Event	142
23.1	Inbound Transaction Types	142
23.2	Outbound Transaction Types.....	142
23.3	Input Element IDs.....	142
23.4	Output Element IDs	143
23.5	Detail Record Format	143
23.6	Message Examples For Reporting of Reflectorization Event.....	144
23.6.1	UMLRC00	144
23.6.2	UMLRC60	144
23.6.3	UMLRC61	145
23.7	Message Examples For Nullification of Reflectorization Event	146
23.7.1	UMLRC00 – Nullification for equipment with prior reflectorization event history	146
23.7.2	UMLRC60	147
23.7.3	UMLRC61	147
23.7.4	UMLRC00 – Nullification for equipment without prior reflectorization event history	148
23.7.5	UMLRC60	148
23.7.6	UMLRC61	148
24	Create a Company Specific Group Header	149
24.1	Inbound Transaction Types	149
24.2	Outbound Transaction Types.....	149
24.3	Input Element IDs.....	150
24.4	Output Element IDs	151
24.5	Message Examples.....	152
24.5.1	UMLRC00	152
24.5.2	UMLRC60	152
24.5.3	UMLRC61	152
25	Update a Company Specific Group Header	153
25.1	Inbound Transaction Types	153
25.2	Outbound Transaction Types.....	153
25.3	Input Element IDs.....	154
25.4	Output Element IDs	155
25.5	Message Examples.....	156
25.5.1	UMLRC00	156
25.5.2	UMLRC60	156

Umler TRAIN II Messaging Specifications

25.5.3	UMLRC61	156
26	Delete a Company Specific Group Header	157
26.1	Inbound Transaction Types	157
26.2	Outbound Transaction Types.....	157
26.3	Input Element IDs.....	157
26.4	Output Element IDs	157
26.5	Message Examples.....	158
26.5.1	UMLRC00	158
26.5.2	UMLRC60	158
26.5.3	UMLRC61	158
27	Add Equipment to a Company Specific Equipment Group	159
27.1	Inbound Transaction Types	159
27.2	Outbound Transaction Types.....	159
27.3	Input Element IDs.....	159
27.4	Output Element IDs	160
27.5	Message Examples.....	160
27.5.1	UMLRC00	160
27.5.2	UMLRC60	160
27.5.3	UMLRC61	160
28	Remove Equipment from a Company Specific Equipment Group	161
28.1	Inbound Transaction Types	161
28.2	Outbound Transaction Types.....	161
28.3	Input Element IDs.....	161
28.4	Output Element IDs	161
28.5	Message Examples.....	161
28.5.1	UMLRC00	162
28.5.2	UMLRC60	162
28.5.3	UMLRC61	162
29	UMLRC50 Functional Acknowledgement Message	163
29.1	UMLRC50 - Warning Response.....	163
29.2	UMLRC50 - Error Response	163
30	UMLRC71 Transaction Status Message	164
30.1	Layout of UMLRC71 Detail Record	164
30.2	Example of UMLRC71 Message.....	164
31	UMLRE70 Error Response Message	165
31.1	Layout of UMLRE70 Data Group Header Segment.....	165
31.2	Layouts of UMLRE70 Detail Record.....	166
31.3	Examples of UMLRE70 Messages.....	167
31.3.1	Add a Pool Header Error Response	167
31.3.2	Change a Pool Header Error Response	167
31.3.3	Delete a Pool Header Error Response	167
31.3.4	Pool Assignment Error Response.....	168
31.3.5	Lessee Change Error Response.....	168

Umler TRAIN II Messaging Specifications

31.3.6	Equipment Management Code Error Response	168
31.3.7	Car Grade Inspection Error Response	168
31.3.8	Air Brake Test Inspection Error Response.....	169
31.3.9	Door Lube Inspection Error Response	169
31.3.10	Autorack Repair Error Response	170
31.3.11	Autorack Certification Error Response.....	170
31.3.12	Autorack Inspection Error Response	171
31.3.13	Vehicular Flat Certification Error Response.....	171
31.3.14	FRA Locomotive Inspection Error Response	172
31.3.15	Reflectorization Event Error Response.....	172
32	<u>Size of TRAIN II Message Expanded</u>	173
33	<u>Customized Message Profiles for UMLRC60/61</u>	174
33.1	Receive All Umler Data.....	174
33.2	Receive My Company’s Data (Corporate Umbrella)	174
33.3	Receive Data For “Company of Interest”	174
33.4	Receive Specific Transactions	174
34	<u>Generic Event Transaction Type</u>	176
34.1	Generic Event	176
34.1.1	Generic Event Transaction	176
34.1.2	Security Access Rights.....	177
34.1.3	Web Maintenance Screens	177
34.1.4	Web Query Screens.....	177
34.1.5	Generic Event Nullification	177
34.1.6	Security Access Rights.....	179
35	<u>TRAIN II Processing For Restencil</u>	180
35.1	Inbound TRAIN II Restencil of Equipment	180
35.2	Restencil Using Umler Website and Resulting TRAIN II Messages	180
36	<u>TRAIN II Processing For Equipment Group Change</u>	181
36.1	Inbound TRAIN II For Equipment Group Change.....	181
36.2	Equipment Group Change Using Umler Website and Resulting TRAIN II Messages	181
37	<u>Refresh Request</u>	182
37.1	UMLRC00 Inbound Refresh Request Message.....	182
37.1.1	UMLRR00 Processing	182
37.2	Equipment Characteristics Refresh.....	183
37.2.1	Message Examples For Equipment Characteristics Refresh.....	183
37.2.2	Message Examples For Equipment Existing in Umler	185
37.2.3	Message Examples For Equipment Not Existing in Umler	189
37.3	Pool Data Refresh	190
37.3.1	Pool Header Only.....	190
37.3.2	Pool Assignment Only	193
37.3.3	Both (Pool Header and Pool Assignments).....	194
37.4	Date/Time Range Refresh.....	198

Umler TRAIN II Messaging Specifications

37.4.1	Message Examples for Date/Timestamp for all pool headers added, changed, or deleted during the specified date/time range, the system will send messages as follows	199
37.4.2	Message Examples for Date/Timestamp refresh for all equipment units added, changed, deleted, or for which inspections were reported	202
37.4.3	Message Examples for Equipment Not Existing in Umler	205
Appendix A - Message Header – Inbound/Outbound		206
Appendix B - Control Group Header – Inbound		207
Appendix C - Control Group Header – Outbound		208
Appendix D - Data Group Header – Inbound		210
Appendix E - Data Group Header – Outbound UMLRC60/UMLRR60		212
Appendix F - Data Group Header – Outbound UMLRC61/UMLRR61		214
Appendix G– UMLRC00 Inbound Detail		215
Appendix H – UMLRC60/UMLRR60 Outbound Detail		216
Appendix I – UMLRC61/UMLRR61 Outbound Detail		218
Appendix J – UMLRC50 Outbound Detail		220
Appendix K – UMLRC71 Outbound Detail		221
Appendix L – Data Group Summary Record – Inbound/Outbound		222
Appendix M – Control Group Summary Record – Inbound/Outbound		223
Appendix N – Message Trailer – Inbound/Outbound		224
Appendix O - Data Group Header – Outbound UMLRE70		225
Appendix P – UMLRE70 Outbound Error Message Detail		226
Appendix Q – Detail Record Format For Equipment		228
Appendix R – Umler Element Identifiers (Element ID) For Phase 1/2		230
Appendix S – Umler Transaction Types and Element Identifiers (Element ID) For Phase 1/2		231
Appendix T – Umler Error/Warning Response Codes For Phase 1/2		232
Appendix U – UMLRC50 Outbound Error Message Detail		233

1 Introduction

1.1 Important Note

Due to the dynamic nature of the system and because elements were not defined at the time this document was created the element id's, component id, component location, and response codes contained in the examples within this document are for illustrative purposes and do NOT reflect what is actually defined in the Umler system. The Umler reference files defines all the valid data needed for TRAIN II messaging. This document strives to describe the structure of the TRAIN II message.

1.2 Document Overview

This document provides an overview of Umler TRAIN II messages for the Umler project.

1.3 Document Audience

This document is intended for members of the Umler team and other interested parties in the Rail Industry.

1.4 Related Documents

1. Umler Redesign Project Request
2. EMIS RDD (concentrating on EMIS Phase 1)
3. EMIS Phase 1 FSD
4. EMIS Phase 1 Use Case Navigation Supplemental Information
5. EMIS Phase 1 Change Requests
6. EMIS Phase 2 RDD
7. EMIS Phase 2 FSD
8. EMIS Phase 2 Business Rules and Detailed Processing Document
9. EMIS Phase 3 RDD
10. EMIS Phase 3 FSD.

1.5 Assumptions

- This document makes several references to inbound messages. For the purpose of this document inbound messages means messages that external TRAIN II customer send to Railinc.
- This document makes several references to outbound messages. For the purpose of this document outbound messages means messages sent from Railinc to TRAIN II recipients.

2 Umler TRAIN II Message Structure

Umler messages use the standard TRAIN II syntax rules for construction and consist of a standard message header and trailer (or ISA equivalent), control group, data group, and detail records.

2.1 Inbound Message Types

Message Type	Transaction Description	Conditions that Transaction is Sent
UMLRC00	Inbound Umler message to update Umler data elements.	To report updates to information stored in the Umler system.
UMLRR00	Inbound Umler message to request refresh of pool header or equipment data.	To request a refresh of pool header or equipment data.

2.2 Outbound Message Types

Message Type	Message Name	Message Type Description	Conditions that Transaction is Sent
UMLRC50	Envelop structure validation response.	Outbound acknowledgement response to an Inbound UMLRC00 TRAIN II message. This message will only be sent to communicate any envelope errors/warnings encountered by the Inbound UMLRC00 message.	Required message that will only be sent to communicate any envelope errors/warnings encountered by the Inbound UMLRC00 message.
UMLRC60	Valid updates.	Outbound message sent when any updates are made to Umler data elements.	Optional message(s) produced for any transaction that is processed in Umler that causes updates to any Umler data elements.
UMLRC61	Valid updates with last update timestamp for each element.	Outbound message sent when any updates are made to Umler data elements that contain a 26-character DB2 timestamp for each element sent on the outbound message. The timestamp will represent the timestamp that the element was posted to the Umler repository. The format of the 26-character DB2 timestamp is 2003-02-27-13.35.08.999036.	Optional message(s) produced for any transaction that is processed in Umler that causes updates to any Umler data elements.
UMLRC71	Message status response.	Outbound response to an UMLRC00 that contains a summary of transactions that were sent on the UMLRC00.	Optional message(s) produced for every transaction sent in an UMLRC00 depending on the customer's subscription preferences.
UMLRE70	Error response.	Outbound error response to an UMLRC00 that contains any business rule (edit) errors related to the UMLRC00.	Optional message(s) produced if any information sent on an UMLRC00 results in business rule (edit) issues depending on

Umler TRAIN II Messaging Specifications

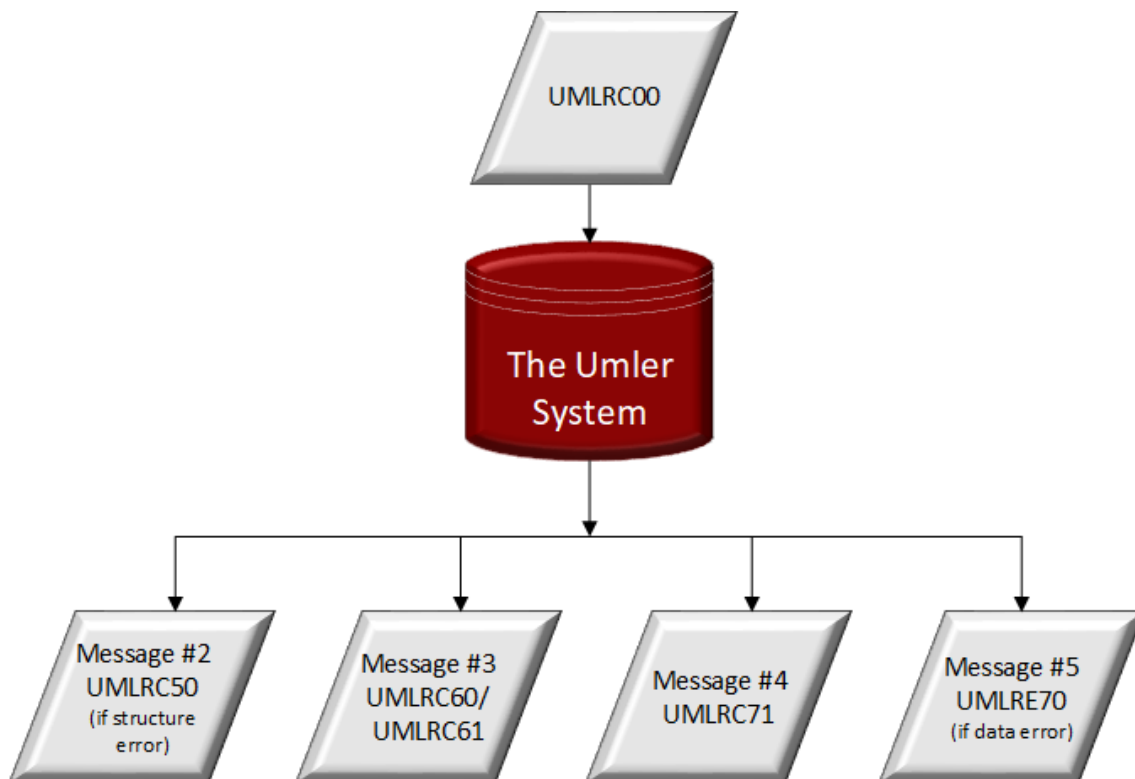
			the customer's subscription preferences.
UMLRR60	Refresh update.	Outbound message generated from a refresh request from the web interface or UMLRR00 inbound TRAIN II refresh request.	Produced for any refresh request submitted on the Umler web interface or UMLRR00 inbound TRAIN II refresh request if the criteria entered match any Umler data.
UMLRR61	Refresh update with last update timestamp.	Outbound message generated from a refresh request from the web interface or UMLRR00 inbound TRAIN II refresh request that contains a 26-character DB2 timestamp for each element sent on the outbound message. The timestamp will represent the timestamp that the element was posted to the Umler repository. The format of the 26-character DB2 timestamp is 2003-02-27-13.35.08.999036.	Produced for any refresh request submitted on the Umler web interface or UMLRR00 inbound TRAIN II refresh request if the criteria entered match any Umler data.

2.3 Message Flows

2.3.1 Message flow in response to an inbound UMLRC00 TRAIN II message

When transactions are submitted into Umler by inbound Umler TRAIN II messages, Umler produces an array of outbound TRAIN II messages depending on the customer's subscription choices. Please refer to section 2.2 Outbound Message types for descriptions of these messages.

The following diagram displays the flow of messages and the order of outbound messages produced in response to an UMLRC00 TRAIN II message.



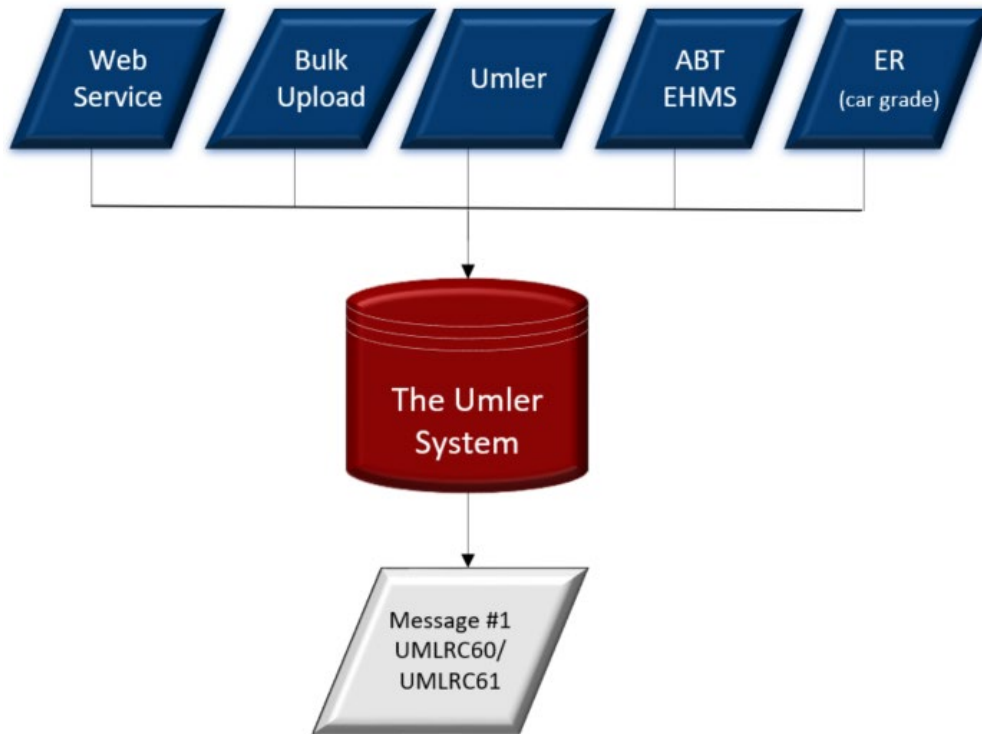
2.3.2 Message flow in response to input other than UMLRC00 TRAIN II message

When transactions are submitted into Umler for a source other than inbound Umler TRAIN II messages, the only outbound TRAIN II messages produced from the Umler application are UMLRC60/UMLRC61 messages.

The following diagram displays the flow of messages and the order of outbound messages produced in response to any transaction input into the Umler system other than Inbound UMLRC00 TRAIN II messages.

This includes but is not limited to transactions submitted via the web, web services, bulk upload, Umler updates that affect elements in Umler, Air Brake Tests reported in EHMS, and car grade events reported in the Event Repository.

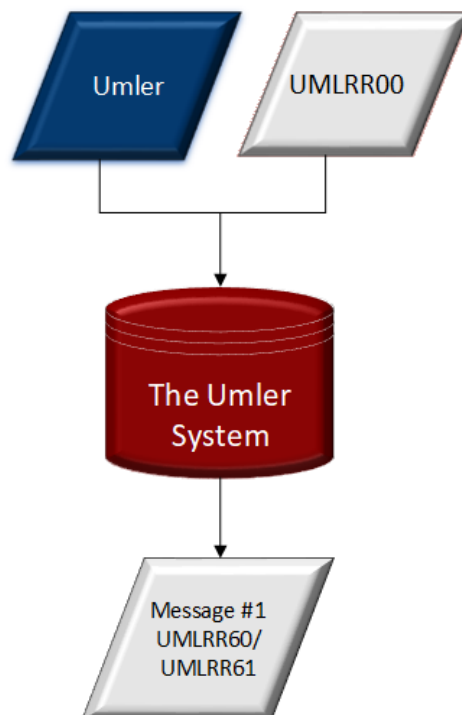
Umler TRAIN II Messaging Specifications



2.3.3 Message flow in response to refresh request

When a refresh request is submitted from the Umler website or an UMLRR00 inbound refresh request message UMLRR60/UMLRR61 TRAIN II messages are produced from the Umler application.

The following diagram displays the flow of messages and the order of outbound messages produced in response to any transaction submitted from the Umler website.



2.4 Transaction Types

2.4.1 UMLRC50

There are no transaction types applicable for the UMLRC50 message.

2.4.2 UMLRC00/UMLRE70

For a complete list of transaction types, download the most current [Umler Reference Files](#) and open the EVENT_TYPES.CSV. Given the dynamic nature of Umler, the information has been removed from this document.

2.4.3 UMLRC60/UMLRC61

For a complete list of transaction types, download the most current [Umler Reference Files](#) and open the EVENT_TYPES.CSV. Given the dynamic nature of Umler, the information has been removed from this document.

2.5 Message Layouts

There are many segments within a message type. The following table gives a brief description of each segment type in an Umler message. More details can be found in the Appendices.

Message Segment	Segment Description
Message Header	Contains information about the origination and destination of the message as well as the date and time the message was sent.
Control Group Header	Contains a control number to ensure proper sequencing of messages. Also contains the date sent and the userID for Umler security.
Data Group Header	Contains the transaction type.
Detail Record	Contains the equipment ID or pool ID and the corresponding element IDs and element values that are to be processed by Umler based on the transaction type present on the data group header.
Data Group Summary	Signifies the end of the data group.
Control Group Summary	Signifies the end of the control group.
Trailer	Signifies the end of the message.

The types of segments within a message type can differ depending on the message type. The format of a segment can also differ depending on the message type. For example, the detail record for the UMLRC60 differs from the detail record for the UMLRC61 because the UMLRC61 contains a DB2 timestamp for every element on the detail record.

The following sections describe segments required for each message type with a reference to an Appendix U that describes each segment in detail.

Umler TRAIN II Messaging Specifications

2.5.1 UMLRC00

There can be one to many Data Groups between the Control Group Header and Control Group Summary. There can be zero to many Detail Records between the Data Group Header and the Data Group Summary.

- Message Header (See Appendix A for layout)
- Control Group Header (See Appendix B for layout)
- Data Group Header (See Appendix D for layout)
- Detail Record(s) (See Appendix G for layout)
- Data Group Summary (See Appendix L for layout)
- Control Group Summary (See Appendix M for layout)
- Trailer Record (See Appendix N for layout)

2.5.2 UMLRC50

There can be only one of each type of record in the functional acknowledgement. There will not be a Data Group Header/Summary on functional acknowledgements.

- Message Header (See Appendix A for layout)
- Control Group Header (See Appendix C for layout)
- Detail Record(s) (See Appendix J for layout)
- Control Group Summary (See Appendix M for layout)
- Trailer Record (See Appendix N for layout)

2.5.3 UMLRC60/UMLRR60

There can be one to many Data Groups between the Control Group Header and Control Group Summary. There can be zero to many Detail Records between the Data Group Header and the Data Group Summary.

- Message Header (See Appendix A for layout)
- Control Group Header (See Appendix C for layout)
- Data Group Header (See Appendix E for layout)
- Detail Record(s) (See Appendix H for layout)
- Data Group Summary (See Appendix L for layout)
- Control Group Summary (See Appendix M for layout)
- Trailer Record (See Appendix N for layout)

2.5.4 UMLRC61/UMLRR61

There can be one to many Data Groups between the Control Group Header and Control Group Summary. There can be zero to many Detail Records between the Data Group Header and the Data Group Summary.

- Message Header (See Appendix A for layout)
- Control Group Header (See Appendix C for layout)

Umler TRAIN II Messaging Specifications

- Data Group Header (See Appendix F for layout)
- Detail Record(s) (See Appendix I for layout)
- Data Group Summary (See Appendix L for layout)
- Control Group Summary (See Appendix M for layout)
- Trailer Record (See Appendix N for layout)

2.5.5 UMLRC71

There can be only one of each type of record in the functional acknowledgement. There will not be a Data Group Header/Summary on functional acknowledgements.

- Message Header (See Appendix A for layout)
- Control Group Header (See Appendix C for layout)
- Detail Record(s) (See Appendix K for layout)
- Control Group Summary (See Appendix M for layout)
- Trailer Record (See Appendix N for layout)

2.5.6 UMLRE70

There can be one to many Data Groups between the Control Group Header and Control Group Summary. There can be zero to many Detail Records between the Data Group Header and the Data Group Summary.

- Message Header (See Appendix A for layout)
- Control Group Header (See Appendix C for layout)
- Data Group Header (See Appendix O for layout)
- Detail Record(s) (See Appendix P for layout)
- Data Group Summary (See Appendix L for layout)
- Control Group Summary (See Appendix M for layout)
- Trailer Record (See Appendix N for layout)

3 TRAIN II Considerations

3.1 Subscription

Each company that will send or receive Umler TRAIN II messages must register with the Railinc Umler Business Services group. Information will be needed such as:

- Sending/receiving network id
- Umler outbound message type the company wants to receive (UMLRC60 or UMLRC61)
- Customized receipt preferences
- Communication issues
- Schedule a communication test to determine that send/receive are working correctly.

Each company that will receive Outbound Umler TRAIN II messages will be required to choose between UMLRC60 or UMLRC61 output mechanisms. UMLRC61 messages contain a 26-byte DB2 timestamp by each changed element. UMLRC60 does not contain this 26-byte DB2 timestamp.

3.2 Customize UMLRC60/UMLRC61

3.2.1 Select Receipt of Transactions

Umler TRAIN II message subscribers will be able to specify if they want all Umler transactions or only specific transactions to be sent. Companies can choose to receive all transaction types or choose one or many from the following transactions:

- Header add
- Header change
- Header delete
- Pool Assignment
- Lessee change
- Equipment Management Code change
- Car Grade
- Inspections

3.2.2 Select Receipt by Ownership/Control

Umler TRAIN II message subscribers will be able to specify receipt of Umler TRAIN II messages by the following criteria:

- All messages
- Equipment owned/leased by my company

3.3 Message Envelope Checking for UMLRC00

Every inbound UMLRC00 TRAIN II message will undergo a series of envelope checks prior to processing in the Umler system. Error conditions result in the entire UMLRC00 message being rejected. Warning

Umler TRAIN II Messaging Specifications

conditions produce a warning response, but the message is still processed. See Appendix U for a complete list of codes that are returned on an UMLRC50.

3.3.1 Envelope Error Conditions

The following are envelope error rules for UMLRC00 messages. If messages fail any of these rules, then an error code is sent on the UMLRC50 response message. The message will not be processed by the Umler system.

- There must be one and only one message header segment (#) and it must be present at the beginning of the message.
- There must be one and only one trailer segment (\$) and it must follow a control group summary segment (=CS).
- There must be one and only one control group header segment (*CH) per message and it must follow the message header segment (#).
- There must be one and only one control group summary segment (=CS) per message and it must follow a data group summary segment (=DS) and precede the trailer segment (\$).
- The control group sequence number on the control group header segment (*CH) must be the same as the control group sequence number on the control group summary segment (=CS).
- The control group sequence number on the control group header segment (*CH) must be greater than the previous control group sequence number that was sent.
- The control group sequence number on the control group header segment (*CH) should be one greater than the previous control group sequence number that was sent. However, Umler will allow the control group sequence number on the control group header segment (*CH) to be up to 10 greater than the previous control group sequence number that was sent. The message will be rejected if the control group sequence number on the control group header segment (*CH) is greater than 10 than the previous control group sequence number that was sent.
- If zeros are sent for the control group sequence number, the message will be accepted and the inbound control group sequence number at Railinc will be reset to zeros. So, the next control group sequence number Railinc will expect is one.
- Each data group header segment (*DH) must have a corresponding data group summary segment (=DS). The data group sequence number must be the same on both the data group header segment (*DH) and the corresponding data group summary segment (=DS).
- The detail count on the data group summary segment (=DS) must match the number of detail records within the data group.
- The data group count on the control group summary segment (=CS) must match the number of data groups within the control group.

Umler TRAIN II Messaging Specifications

3.3.2 Envelope Warning Conditions

If the control group sequence number on the control group header segment (*CH) is more than one greater than the previous control group sequence number that was sent but less than or equal to 10 greater than the previous control group sequence number that was sent, then the message will be processed, and a warning message sent on the UMLRC50 response message.

3.4 Business Rule Response Codes

UMLRE70 messages can return a response code within the message that signifies business rule/process error or warning encountered. Please refer to Appendix T – Umler Error/Warning Response Codes a listing of these response codes.

3.5 Message Structure Rules

- On the Inbound UMLRC00 Message the ACTION-TYPE should be populated with spaces for Phase I and II. A value other than spaces sent in the ACTION-TYPE will be ignored.
- The maximum message length for inbound and outbound Umler TRAIN II messages is 4 meg. Inbound UMLRC00 messages that exceed 4 meg characters will be rejected at Railinc prior to processing in the Umler system. Outbound Umler TRAIN II messages will be wrapped so that they do not exceed 4 meg .
- Umler TRAIN II messages use a unit identifier within the detail record or data group header to identify what unit is being sent for processing. For all equipment related transactions the unit identifier of '0001' is used to signify the equipment ID that is being updated. For all pool header related transactions, the unit identifier of 'P001' is used to signify the pool ID that is being updated.
- The UMLRC61 pool header delete and delete company specific equipment group must have the 26-character DB2 timestamp on the Data Group Header because the Data Group Header does not contain any detail records. For UMLRC61 messages, the 26-character DB2 timestamp will only appear on message types that can have zero detail records for the Data Group. All other transaction types that cannot have this scenario will not have 26 spaces for every Data Group sent out. It will be up to the UMLRC61 recipient to determine what transaction types will have the 26-character DB2 timestamp on the data group header. For Umler Phase I and II the transaction type where this can occur is Pool Header delete.
- All elements in the Umler system will be assigned an ELEMENT ID. The ELEMENT ID will be used on Umler TRAIN II messages to identify elements that are to be processed. Element IDs can be used on different transactions so in some cases element IDs must be paired with the transaction type to determine their true meaning. An example of this is the 'PERF' element ID which is the performer of inspections. This element ID is used on many different transactions. Each section of this document outlines valid element IDs that is applicable to certain transaction types. A master list of all elements can be found in Appendix R. A listing of elements that are applicable for each transaction can be found in Appendix S.
- Due to the dynamic nature of the Umler system, TRAIN II recipients must be able to handle new transactions (inspections), elements and changes to the definition of existing elements. In the future the

Umler TRAIN II Messaging Specifications

reporter, performer, and other four position fields that use a MARK may be expanded to thirteen positions to allow a CIF number.

- In Phase II message recipients will be able to customize the data that will be sent on UMLRC60/UMLRC61 messages. Because of this complex requirement, messages will not be bundled starting with Phase II. Each transaction will result in one UMLRC60/UMLRC61 message.
- Umler does not support the submission of equipment or pool ranges. Each update must have a single equipment or pool number.

3.6 Control Number Considerations

Umler provides the capability to track all Umler messages produced from an inbound UMLRC00 message. This allows message customers an easy way to perform auditing of messages and to perform analysis of data. The inbound USERID, inbound control group sequence number, inbound date prepared, and inbound time prepared found on the inbound UMLRC00 message will be populated on any outbound messages that the UMLRC00 causes to be produced (UMLRC60, UMLRC61, UMLRC50, UMLRC71, and UMLRE70) in the outbound control group header segment (*CH).

In this tracking functionality the USERID field is protected so that it is only populated with the true USERID on messages being sent back to the company that sent the UMLRC00. For other message recipients the inbound USERID will be populated with the inbound company MARK.

For transactions that were originated from sources other than TRAIN II, the inbound control group sequence number will equal zeros.

4 Assumptions TRAIN II Messaging Sections

- The element IDS contained in message examples are used for illustrative purposes and may not be the actual element ID used in production implementation. Actual element IDS will be identified in industry reference files that are included in a separate document titled Industry Reference Files.
- The component/location names and hierarchy used in the examples are for illustrative purposes and may not be the actual names or hierarchy defined. The industry reference files will contain the actual component/location names and hierarchy.
- The response codes (error codes) contained in UMLRE70 message examples are used for illustrative purposes and may not be the actual response codes used in production implementation. The industry reference files will contain the actual response codes.
- Reporting of certain elements that are measurements (inches, feet, weights, etc.) should be sent on TRAIN II messages as the measurement format that will be defined in the TRAIN II reference files.
- Separate message examples will be provided on an FTP site to allow customers to use for development and testing purposes.
- When bundled transaction messages come in TRAIN II, the messages are processed in separate database transactions and any relation between the messages is not taken into account. The message doesn't have access to each other's detail unless all are persisted into the database. The drop-dead date is calculated as the minimum of all the due dates from FRQ, FRA, and FRY inspection. If all three transactions come in one message, the drop-dead date is set as the inspection date done of the last inspection persisted in the database. For correct calculations of the drop-dead date these transactions should be sent in a separate message.

5 Unit of Work

There are two notions of unit of work that needs to be described for TRAIN II.

- Unit of work when the system processes to completion without a system failure.
- Unit of work when processing of TRAIN II message encounters a system failure (exception/abend).

First there will be a description of how the inbound TRAIN II processor works. Then a description of the unit of work for each scenario above will be described.

5.1 Inbound TRAIN II Message Processing Overview

When an inbound UMLRC00 message is received it is processed by an inbound TRAIN II processor. This processor will iterate over each data group. For each data group encountered a call will be made to process the transaction by Umler. Each data group is iterated over in the message. Once all data group headers have been processed a COMMIT to the database is performed.

If during processing of an UMLRC00 message the Umler system encounters a system failure (exception/abend situation) occurs the entire UMLRC00 message is reprocessed several times. If after several attempts the system failure continues the ENTIRE UMLRC00 inbound message is put back on the queue and the queue is disabled. Once the system failure is resolved the inbound queue is enabled and the message is reprocessed in its entirety. The Umler system has functioned like this since the implementation of Phase 1 and will continue to do so. If commits were performed between individual data groups and a system failure occurred, then the following issues would cause severe complications in the reprocessing of the message when the system became available.

1. When a commit is performed all database activity is committed. So, the TRAIN II control number would be updated for the message being processed. If the message is put back into the inbound queue because of system failure, when the message is reprocessed the message would be rejected because the control number would be out of sync (one less than Umler expects).
2. If half of the data group headers were processed and committed and then a system failure encountered the message would be put back onto the queue. When the inbound message was reprocessed there is no special logic to determine where in the message to start processing again. It would be undesirable to reprocess the data group headers again and hope there is no consequence to the same data being submitted twice.

5.2 Unit of work when Umler processes to completion without a system failure

As data groups are processed all system activity occurs including updating database tables, etc. Even though no commit is performed between data groups transactions in subsequent data group headers still are processing as if the database updates occur. For example, in the case of an equipment add with an ABT contained in the same UMLRC00 inbound message, the equipment add processes successfully and is inserted into Umler. The next data group header is processed with the ABT and the transaction will also succeed. The transaction is aware of the insert of equipment in the ECA in the prior data group even though no commit was done.

5.3 Unit of work when Umler fails in the middle of processing a TRAIN II message

As described in the Inbound TRAIN II Message Overview section above, there is no commit done in between data groups. The commit is performed after the entire content of the TRAIN II message is processed. If a system level error or exception/abend situation occurs in the middle of processing the entire TRAIN II message is rolled back, the message is retried several times, if after retry the system failure continues the message is put back into the inbound queue, and the queue is disabled until the system failure is resolved. At that time the entire message is processed again. This is done to preserve control number sequencing and to avoid implementing complex and risky restart logic with TRAIN II.

5.4 Unit of Work Examples

5.4.1 Equipment Add

The example below does not contain all elements for equipment add. This example is being used to illustrate unit of work so all elements for equipment add is NOT displayed.

5.4.1.1 Unit of work for equipment add with ABT that does not encounter system failure during processing

Inbound UMLRC00 TRAIN II message to illustrate unit of work for equipment add with ABT:	
Message Header	#ABCD bbbb 0001UMLRC000607301425RRDC bbbb /
Control Group Header	*CH12345620060730160000USERID bb
Data Group Header	*DH0001 ECA
Element Detail	+0001 b ABCD0000001437MOWN b ABCD
Element Detail	+0001 b ABCD0000001437LESE b ABCD
Element Detail	+0001 b ABCD0000001437BLDT b 20000101
Data Group Summary	=DS0001SUM0003
Data Group Header	*DH0002 ABT
Element Detail	+0001 b ABCD0000001437PERF b ABCD
Element Detail	+0001 b ABCD0000001437REPT b ABCT
Element Detail	+0001 b ABCD0000001437DTDN b 20080101
Element Detail	+0001 b ABCD0000001437SPLC b 111111000
Data Group Summary	=DS0002SUM0004
Control Group Summary	=CS1234560002
Trailer	\$0001EOM! Where ! = hex '9C'

Umler TRAIN II Messaging Specifications

In above example:

- If ECA is successful and ABT is successful, then both are applied to Umler database (equipment data tables and transaction log).
- If ECA is successful and ABT fails, then ECA is applied to Umler database (equipment data tables and transaction log) and the ABT is applied to notice management.
- If ECA fails, then the ABT will not find an equipment ID so the result will be both will be applied to notice management.

5.4.1.2 Unit of work for equipment add with ABT that encounters a system failure during processing

This example is being used to illustrate unit of work so all elements for equipment add is NOT displayed.

It is assumed a system failure occurred sometime during processing of the message. The message would have been rolled back to the inbound queue until the system failure is resolved.

Inbound UMLRC00 TRAIN II message to illustrate unit of work for equipment add with ABT:	
Message Header	#ABCD bbbb 0001UMLRC000607301425RRDC bbbb /
Control Group Header	*CH12345620060730160000USERID bb
Data Group Header	*DH0001 ECA
Element Detail	+0001 b ABCD0000001437MOWN b ABCD
Element Detail	+0001 b ABCD0000001437LESE b ABCD
Element Detail	+0001 b ABCD0000001437BLDT b 20000101
Data Group Summary	=DS0001SUM0003
Data Group Header	*DH0002 ABT
Element Detail	+0001 b ABCD0000001437PERF b ABCD
Element Detail	+0001 b ABCD0000001437REPT b ABCT
Element Detail	+0001 b ABCD0000001437DTDN b 20080101
Element Detail	+0001 b ABCD0000001437SPLC b 111111000
Data Group Summary	=DS0002SUM0004
Control Group Summary	=CS1234560002
Trailer	\$0001EOM! Where ! = hex '9C'

In above example:

No updates are made to Umler database (equipment data tables, transaction log, notice management, etc.). The message is put back onto the inbound queue and the queue is disabled until the system failure is resolved.

5.4.2 Unit of Work For All Other Transaction Types

5.4.2.1 Unit of work for transaction types other than ECA on Inbound TRAIN II messages that does not encounter system failure during processing

Transactions other than ECA will be applied depending on the results of each data group header to the Umler database (equipment data tables and transaction log) or notice management. The commit is done after all data groups have been processed.

5.4.2.2 Unit of work for transaction types other than ECA on Inbound TRAIN II messages that encounters a system failure during processing

If a system failure occurs during processing then no updates are made to Umler database (equipment data tables, transaction log, notice management, etc.).

The commit for TRAIN II is done after ALL data groups have been processed. Since this section deals with messages that encounter a system failure the message will be put back onto the inbound queue and the queue disabled. Once the system failure is resolved the queue will be enabled and the message processed in its entirety.

6 TRAIN II Sending of Duplicate Element Values

It is recommended not to send element values on inbound messages that are the same as the data on file at Railinc. If duplicate values are sent, the data group header contents will be handled as follows:

- If any element value changes for an element within data group header then process changed element(s), send on outbound message and post only changed element(s) on the transaction log.
- If no element value changes within a data group header then return an UMLRE70 error message.

Recommended best practices:

- Only send elements that are changing.
- Where changes occur to related elements all changes need to be contained within a single data group header for cross-editing validation.
A, B, C are related
A, B change
Send in A, B on the same data group header

Alternatively, all related elements can be sent within the same data group header regardless if they changed or not. Elements that did not change will be processed. This is NOT the recommended best practice.

A, B, C are related
A, B change
Send in A, B, C on the same data group header

For required groupings of data, if all elements of the group are not sent within the same data group header then the missing elements will utilize the values currently on file in Umler during processing of the transaction.

For example:

- Required grouping = A, B, C, D
- Sent on transaction= A, B
- During transaction processing, the values for A and B will be derived from the transaction. Values for C and D will be derived from what currently resides on Umler file.

Element	Sent on inbound transaction?	Value on file prior to transaction	Value on transaction	Value used during transaction processing
A	Yes	1	8	8
B	Yes	2	9	9
C	No	3	Not sent on transaction	3
D	No	4	Not sent on transaction	4

7 TRAIN II Detail Record Formats

There are four different detail record formats (shown below) for equipment add transactions ('ECA') and equipment change transactions ('ECC').

- Base element reporting
- Component level add (add a component/location level)
- Component level delete (delete a component level)
- Component elemental reporting (allows reporting of elements defined for a component)

7.1 Detail Record Formats

An existing character on the detail layout will be used to signify the format of the detail record sent and identify which detail layouts is being reported. This field will be referred to as the detail record format.

The valid values for the detail record format field are:

Value	Description
blank	Elemental reporting for base (non-component) elements
A	Component level add reporting
D	Component level delete reporting
E	Component element reporting

7.1.1 Elemental Reporting for Equipment Add and Change Transactions

Elemental reporting is what was supported in Phase 1/2 and release 3.1 of the Umler project report the values of specific elements. The format of the element record for delete transactions (ECD) differs from equipment add and change transactions. Please refer to Section 44 – equipment delete for the formats of equipment delete element records.

For release 3.2, all elements associated with the BASE component (ultimate parent) will be reported on the elemental reporting detail segment. It is incumbent on each customer to add logic that determines if elements should be reported using elemental reporting detail segment or the component elemental update detail segment (described in subsequent sections).

The following illustrates the format of an inbound UMLRC00 elemental reporting detail record on equipment add/change transactions.

+0001bABCD0000000001yyyybvvvvvvvvv

Minimum length of UMLRC00 elemental reporting detail segment = 25
Maximum length of UMLRC00 elemental reporting detail segment = 265

Umler TRAIN II Messaging Specifications

Value	Description
+	The delimiter to start a detail record
0001	The ELEMENT ID for the equipment ID being updated
b	Detail record format. Valid values: blank = Elemental reporting A = Component level add reporting D = Component level delete reporting E = Component element reporting
ABCD0000000001	The equipment initial and number
yyyy	The ELEMENT ID for the field being changed
b	Element Status. Only valid on equipment change (ECC) transactions. Valid values: Blank=Add or change element value R=Remove element ID and value
vvvvvvvvv	The variable length ELEMENT VALUE that corresponds to the ELEMENT ID. Minimum length = 0 Maximum length = 240

The following illustrates the format of an outbound UMLRC60 elemental reporting detail record on equipment add/change transactions.

+0001bABCD00000000010002beeeeyyybv

Minimum length of UMLRC60 elemental reporting detail segment = 34

Maximum length of UMLRC60 elemental reporting detail segment = 274

Value	Description
+	The delimiter to start a detail record
0001	The ELEMENT ID for the equipment ID being updated
b	Detail record format. Valid values: blank = Elemental reporting A = Component level add reporting D = Component level delete reporting E = Component element reporting
ABCD0000000001	The equipment initial and number
0002	The ELEMENT ID for equipment group
b	A value of space
eeee	The equipment group.
yyyy	The ELEMENT ID for the field being changed
b	Element Status. Only valid on equipment change (ECC) transactions. Valid values: Blank=Add or change element value R=Remove element ID and value
vvvvvvvvv	The variable length ELEMENT VALUE that corresponds to the ELEMENT ID. Minimum length = 0 Maximum length = 240

Umler TRAIN II Messaging Specifications

The following illustrates the format of an outbound UMLRC61 elemental reporting detail record on equipment add/change transactions.

+0001**b**ABCD00000000010002**b**eeeeeeyyyddddd bvvvvvvvvv

Minimum length of UMLRC61 elemental reporting detail segment = 60
 Maximum length of UMLRC61 elemental reporting detail segment = 300

Value	Description
+	The delimiter to start a detail record
0001	The ELEMENT ID for the equipment ID being updated
b	Detail record format. Valid values: blank = Elemental reporting A = Component level add reporting D = Component level delete reporting E = Component element reporting
ABCD0000000001	The equipment initial and number
0002	The ELEMENT ID for equipment group
b	A value of space
eeee	The equipment group.
yyyy	The ELEMENT ID for the field being changed
dddddddddddddddddddd	26 character DB2 timestamp field.
b	Element Status. Only valid on equipment change (ECC) transactions. Valid values: Blank=Add or change element value R=Remove element ID and value
vvvvvvvvv	The variable length ELEMENT VALUE that corresponds to the ELEMENT ID. Minimum length = 0 Maximum length = 240

Umler TRAIN II Messaging Specifications

The following illustrates the format of an outbound UMLRE70 elemental reporting detail record on equipment add/change transactions.

+0001**b**xxxxxxxxxxxxxxxx0002**b**eeeeeeyyyEEEEEEEEEE**b**vvvvvvvvv

Minimum length of UMLRE70 elemental reporting detail segment = 44

Maximum length of UMLRE70 elemental reporting detail segment = 288

Value	Description
+	The delimiter to start a detail record
0001	The ELEMENT ID for the unit being updated (equipment ID)
b	Detail record format. Valid values: blank = Elemental reporting A = Component level add reporting D = Component level delete reporting E = Component element reporting
xxxxxxxxxxxxxxxx	The equipment initial and number
0002	The ELEMENT ID for equipment group
b	A value of space
eeee	The equipment group.
yyyy	The ELEMENT ID for the field being changed
EEEEEEEEEE	Response code for element.
b	Element Status. Only valid on equipment change (ECC) transactions. Valid values: Blank=Add or change element value R=Remove element ID and value
vvvvvvvvv	The variable length ELEMENT VALUE that corresponds to the ELEMENT ID provided in this example as yyyy Minimum length = 0 Maximum length = 240

7.1.2 Component Level Add Reporting

Component level add reporting will be used to add a component level within the component hierarchy.

Component levels MUST be added using the component level add detail segment. When reporting components on an equipment add ('ECA') transaction or re-adding components on an equipment change ('ECC') transaction the data group header MUST define the component levels with this component level add detail segment prior to reporting elemental updates to the component level.

The ultimate parent component 'BASE' can't be reported on the TRAIN II message as a TARGET COMPONENT. However, the BASE component will be needed on the component level add detail segment as the PARENT COMPONENT when adding component levels below BASE.

The component level add segment can be reported both on a ECA and ECC.

The following illustrates the format of an inbound UMLRC00 component level add detail record on equipment add/change transactions.

```
+0001AABCD000000001PCOMcccccccc1PLOCLLLLLLLLL1TCOMcccccccc2TLOC
LLLLLLLLL2
```

Minimum length of UMLRC00 elemental reporting detail segment = 76

Maximum length of UMLRC00 elemental reporting detail segment = 76

Value	Description
+	The delimiter to start a detail record
0001	The ELEMENT ID for the equipment ID being updated
A	Detail record format. Valid values: blank = Elemental reporting A = Component level add reporting D = Component level delete reporting E = Component element reporting
ABCD0000000001	The equipment initial and number
PCOM	Element ID constant for parent component.
cccccccc1	Value of component 1 (high level parent) (10 positions fixed)
PLOC	Element ID constant for parent location.
LLLLLLLLL1	Value of location 1 (high level parent) (10 positions fixed)
TCOM	Element ID constant for target component.
cccccccc2	Value of component 2 (target component) (10 positions fixed)
TLOC	Element ID constant for target location.
LLLLLLLLL2	Value of location 2 (target component) (10 positions fixed) Left justified/pad with spaces to right

Umler TRAIN II Messaging Specifications

The following illustrates the format of an outbound UMLRC60 component level add detail record on equipment add/change transactions.

```
+0001Axxxxxxxxxxxx0002beeeePCOMcccccccc1PLOCLLLLLLLLL1TCOMcccccccc2TLOC
LLLLLLLLL2
```

Minimum length of UMLRC60 elemental reporting detail segment = 85

Maximum length of UMLRC60 elemental reporting detail segment = 85

Value	Description
+	The delimiter to start a detail record
0001	The ELEMENT ID for the equipment ID being updated
A	Detail record format. Valid values: blank = Elemental reporting A = Component level add reporting D = Component level delete reporting E = Component element reporting
xxxxxxxxxxxx	The equipment initial and number
0002	The ELEMENT ID for equipment group
b	A value of space
eeee	The equipment group.
PCOM	Element ID for parent component.
cccccccc1	Value of component 1 (high level parent)
PLOC	Element ID for parent location.
LLLLLLLLL1	Value of location 1 (high level parent)
TCOM	Element ID for target component.
cccccccc2	Value of component 2 (target component)
TLOC	Element ID for target location.
LLLLLLLLL2	Value of location 2 (target component)

Umler TRAIN II Messaging Specifications

The following illustrates the format of an outbound UMLRC61 component level add detail record on equipment add/change transactions.

+0001**A**xxxxxxxxxxxxxxxx0002**B**eeeePCOMcccccccc1PLOCLLLLLLLLL1TCOMcccccccc2TLOC
 LLLLLLLLLL2dddddddddddddddddddd

Minimum length of UMLRC61 elemental reporting detail segment = 111
 Maximum length of UMLRC61 elemental reporting detail segment = 111

Value	Description
+	The delimiter to start a detail record
0001	The ELEMENT ID for the equipment ID being updated
A	Detail record format. Valid values: blank = Elemental reporting A = Component level add reporting D = Component level delete reporting E = Component element reporting
xxxxxxxxxxxxxx	The equipment initial and number
0002	The ELEMENT ID for equipment group
B	A value of space
eeee	The equipment group.
PCOM	Element ID for parent component.
cccccccc1	Value of component 1 (parent)
PLOC	Element ID for parent location.
LLLLLLLLL1	Value of location 1 (parent)
TCOM	Element ID for target component.
cccccccc2	Value of component 1 (target)
TLOC	Element ID for target location.
LLLLLLLLL2	Value of location 1 (target)
dddddddddddddddddddd	26 character DB2 timestamp field.

Umler TRAIN II Messaging Specifications

The following illustrates the format of an inbound UMLERE70 component level add detail record on equipment add/change transactions.

```
+0001Axxxxxxxxxxxx0002beeeePCOMcccccccc1PLOCLLLLLLLLL1TCOMcccccccc2TLOC
LLLLLLLLL2EEEEEEEEEE
```

Minimum length of UMLRE70 elemental reporting detail segment = 96
 Maximum length of UMLRE70 elemental reporting detail segment = 96

Value	Description
+	The delimiter to start a detail record
0001	The ELEMENT ID for the equipment ID being updated
A	Detail record format. Valid values: blank = Elemental reporting A = Component level add reporting D = Component level delete reporting E = Component element reporting
xxxxxxxxxxxx	The equipment initial and number
0002	The ELEMENT ID for equipment group
b	A value of space
eeee	The equipment group.
PCOM	Element ID for parent component.
cccccccc1	Value of component 1 (high level parent)
PLOC	Element ID for parent location.
LLLLLLLLL1	Value of location 1 (high level parent)
TCOM	Element ID for target component.
cccccccc2	Value of component 2 (target component)
TLOC	Element ID for target location.
LLLLLLLLL2	Value of location 2 (target component)
EEEEEEEEEE	Response code for element.

7.1.3 Component Level Delete Reporting

Component level reporting will be used to delete an entire component level and any elements associated with the component at that level. A separate component level delete must be sent for each component level to be deleted in the component hierarchy. These detail records must be sent in order starting from the child component up to the highest level parent component to be deleted. If a component level delete is sent for a component that has children the transaction will fail. Individual component deletes must be sent to ensure that the hierarchical structure is completely removed so that orphan components do not remain.

For example, a component hierarchy from highest level down is BASE/TRUCK SYSTEM/TRUCK. If a delete of TRUCKSYS component is desired then the data group header should contain a detail record to delete the TRUCK component followed by a detail record to delete the TRUCKSYS component within the same data group header.

A component level delete will:

- Delete all components with that component ID
- Delete all locations defined for the component ID
- Delete all elements defined with that component ID

The following are guidelines for sending component level delete reporting:

- Multiple component level deletes will be allowed within a data group header.
- Component level delete reporting is only valid on equipment change (ECC) transactions. If a component level delete reporting is sent on any other transaction type the entire data group header will not be processed, a notice will be created, and an UMLRE70 message returned with appropriate response code.
- Outbound UMLRC60/61 messages will reflect the successful component level deletion of each component deleted. Deletion of elements that are processed associated with a deleted component will not be sent. It is up to TRAIN II customers to delete all elements associated with a component when they receive a component level delete.
- If applicable a component level delete should include the component level adds of all components and elements within the same data group header. See section 39.1.2 for component level add reporting. Failure to re-add components within the same data group header as the component level delete MAY cause the transaction to fail.
- The ultimate component parent (EG: "BASE") cannot be deleted using this function.

If the component hierarchy reported to Umler in a component level delete is not valid an UMLRE70 message will be sent stating that the hierarchy cannot be deleted because the hierarchical order is not correct. The following options are then available to make updates:

- Use the Umler refresh functionality to request a current view of the equipment and then resubmit updates.
- Umler web functionality to make updates so that the correct view of the equipment is available.

Umler TRAIN II Messaging Specifications

The following illustrates the format of an inbound UMLRC00 component level delete detail record on equipment change transactions.

+0001**D**ABCD0000000001TCOMccccccccc

Minimum length of UMLRC00 elemental reporting detail segment = 34
 Maximum length of UMLRC00 elemental reporting detail segment = 34

Value	Description
+	The delimiter to start a detail record
0001	The ELEMENT ID constant for the equipment ID being updated
D	Detail record format. Valid values: blank = Elemental reporting A = Component level add reporting D = Component level delete reporting E = Component element reporting
ABCD0000000001	The equipment initial and number
TCOM	Element ID constant for target component ID
ccccccccc	COMPONENT ID.

The following illustrates the format of an outbound UMLRC60 component level delete detail record on equipment change transactions.

+0001**D**ABCD00000000010002**b**eeeeTCOMccccccccc

Minimum length of UMLRC60 elemental reporting detail segment = 43
 Maximum length of UMLRC60 elemental reporting detail segment = 43

Value	Description
+	The delimiter to start a detail record
0001	The ELEMENT ID for the equipment ID being updated
D	Detail record format. Valid values: blank = Elemental reporting A = Component level add reporting D = Component level delete reporting E = Component element reporting
ABCD0000000001	The equipment initial and number
0002	The ELEMENT ID for equipment group.
b	A value of space
eeee	The equipment group.
TCOM	Element ID for target component.
ccccccccc	COMPONENT ID.

7.1.4 Component Elemental Reporting

Component elemental reporting will be used to report element changes for a component. This detail segment will be used to update elements assigned to a component level BELOW THE BASE COMPONENT. Elements associated with the BASE component should use the elemental update detail record segment described in a prior section.

The following describes processing when sending component elemental reporting:

- If element ID exists for component hierarchy and no change to element ID/value then no change. The exception to this is if the contents of the entire data group header results in no changes then the entire data group header is rejected.
- If element ID exists for component hierarchy and element value is different than on file then change the element value.
- If element ID does not exist for component hierarchy then add the element ID/value.
- If element ID exists for component hierarchy and should be deleted then report a 'D' value in the element status field.

The following illustrates the format of an inbound UMLRC00 component elemental reporting detail record on equipment add/change transactions.

```
+0001EABCD0000000001PCOMcccccccc1PLOCLLLLLLLLL1TCOMcccccccc2TLOC
LLLLLLLLL2yyyybvvvvvvvvv
```

Minimum length of UMLRC00 elemental reporting detail segment = 81
 Maximum length of UMLRC00 elemental reporting detail segment = 321

Value	Description
+	The delimiter to start a detail record
0001	The ELEMENT ID for the equipment ID being updated
E	Detail record format. Valid values: blank = Elemental reporting A = Component level add reporting D = Component level delete reporting E = Component element reporting
ABCD0000000001	The equipment initial and number
PCOM	Element ID constant for parent component.
cccccccc1	Value of component 1 (high level parent) (10 positions fixed)
PLOC	Element ID constant for parent location.
LLLLLLLLL1	Value of location 1 (high level parent) (10 positions fixed)
TCOM	Element ID constant for target component.
cccccccc2	Value of component 2 (target component) (10 positions fixed)
TLOC	Element ID constant for target location.
LLLLLLLLL2	Value of location 2 (target component) (10 positions fixed) Left justified/pad with spaces to right
Yyyy	The ELEMENT ID for the field being changed
b	Element Status. Only valid on equipment change (ECC) transactions. Valid values: Blank=Add or change element value R=Remove element ID and value
vvvvvvvvv	The variable length ELEMENT VALUE that corresponds to the ELEMENT ID. Minimum length = 0 Maximum length = 240

Umler TRAIN II Messaging Specifications

The following illustrates the format of an outbound UMLRC60 component elemental reporting detail record on equipment add/change transactions.

```
+0001Exxxxxxxxxxxxx0002beeeePCOMcccccccc1PLOCLLLLLLLLL1TCOMcccccccc2TLOC
LLLLLLLLL2yyyybvvvvvvvv
```

Minimum length of UMLRC60 elemental reporting detail segment = 90

Maximum length of UMLRC60 elemental reporting detail segment = 330

Value	Description
+	The delimiter to start a detail record
0001	The ELEMENT ID for the equipment ID being updated
E	Detail record format. Valid values: blank = Elemental reporting A = Component level add reporting D = Component level delete reporting E = Component element reporting
xxxxxxxxxxxxx	The equipment initial and number
0002	The ELEMENT ID for equipment group
b	A value of space
eeee	The equipment group.
PCOM	Element ID for parent component.
cccccccc1	Value of component 1 (high level parent)
PLOC	Element ID for parent location.
LLLLLLLLL1	Value of location 1 (high level parent)
TCOM	Element ID for target component.
cccccccc2	Value of component 2 (target component)
TLOC	Element ID for target location.
LLLLLLLLL2	Value of location 2 (target component)
yyyy	The ELEMENT ID for the field being changed
b	Element Status. Only valid on equipment change (ECC) transactions. Valid values: Blank=Add or change element value R=Remove element ID and value
vvvvvvvvv	The variable length ELEMENT VALUE that corresponds to the ELEMENT ID. Minimum length = 0 Maximum length = 240

Umler TRAIN II Messaging Specifications

The following illustrates the format of an outbound UMLRC61 component elemental reporting detail record on equipment add/change transactions.

```
+0001Exxxxxxxxxxxxxxxx0002beeeePCOMcccccccc1PLOCLLLLLLLLL1TCOMcccccccc2TLOC  
LLLLLLLLL2yyyydxxxxxxxxxxxxxxxxxxxxxxxxxxxxxxxxxxxxxxxxxxxxxvvvvvvvvv
```

Minimum length of UMLRC61 elemental reporting detail segment = 116
 Maximum length of UMLRC61 elemental reporting detail segment = 356

Value	Description
+	The delimiter to start a detail record
0001	The ELEMENT ID for the equipment ID being updated
E	Detail record format. Valid values: blank = Elemental reporting A = Component level add reporting D = Component level delete reporting E = Component element reporting
xxxxxxxxxxxxxxxx	The equipment initial and number
0002	The ELEMENT ID for equipment group
B	A value of space
eeee	The equipment group.
PCOM	Element ID for parent component.
cccccccc1	Value of component 1 (parent)
PLOC	Element ID for parent location.
LLLLLLLLL1	Value of location 1 (parent)
TCOM	Element ID for target component.
cccccccc2	Value of component 1 (target)
TLOC	Element ID for target location.
LLLLLLLLL2	Value of location 1 (target)
yyyy	The ELEMENT ID for the field being changed
xxxxxxxxxxxxxxxxxxxxxxxxxxxxxxxx	26 character DB2 timestamp field.
b	Element Status. Only valid on equipment change (ECC) transactions. Valid values: Blank=Add or change element value R=Remove element ID and value
vvvvvvvvv	The variable length ELEMENT VALUE that corresponds to the ELEMENT ID. Minimum length = 0 Maximum length = 240

Umler TRAIN II Messaging Specifications

The following illustrates the format of an outbound UMLRE70 component elemental reporting detail record on equipment add/change transactions.

```
+0001Exxxxxxxxxxxxx0002beeeePCOMcccccccc1PLOCLLLLLLLLL1TCOMcccccccc2TLOC
LLLLLLLLL2yyyyEEEEEEEEEEbvvvvvvvvv
```

Minimum length of UMLRE70 elemental reporting detail segment = 100
 Maximum length of UMLRE70 elemental reporting detail segment = 340

Value	Description
+	The delimiter to start a detail record
0001	The ELEMENT ID for the equipment ID being updated
E	Detail record format. Valid values: blank = Elemental reporting A = Component level add reporting D = Component level delete reporting E = Component element reporting
xxxxxxxxxxxxx	The equipment initial and number
0002	The ELEMENT ID for equipment group
b	A value of space
eeee	The equipment group.
PCOM	Element ID for parent component.
cccccccc1	Value of component 1 (high level parent)
PLOC	Element ID for parent location.
LLLLLLLLL1	Value of location 1 (high level parent)
TCOM	Element ID for target component.
cccccccc2	Value of component 2 (target component)
TLOC	Element ID for target location.
LLLLLLLLL2	Value of location 2 (target component)
yyyy	The ELEMENT ID for the field being changed
EEEEEEEEEE	Response code for element.
b	Element Status. Only valid on equipment change (ECC) transactions. Valid values: Blank=Add or change element value R=Remove element ID and value
vvvvvvvvv	The variable length ELEMENT VALUE that corresponds to the ELEMENT ID. Minimum length = 0 Maximum length = 240

8 Equipment Add ('ECA')

In Umler Phase 1/2, equipment add transactions are only sent on outbound UMLRC60/61 messages when the Umler cycle processes.

With the implementation of Umler Phase 3 release 3.2 equipment add transaction will be allowed as input into Umler via UMLRC00 messages. Only one equipment add transaction will be allowed on an UMLRC00 message. Any inspections associated with the equipment being added can be included on the same UMLRC00 message as the equipment add transaction.

Guidelines for sending equipment add transactions:

- For equipment add transactions, all data will be submitted within one data group header with a transaction type of 'ECA' (equipment add) defined on the data group header. Inspections may also be reported within the same message but in different data group headers.
- An equipment add transaction can contain element detail records, component level add detail records, and component element detail records.
- Component level delete detail records are not allowed on equipment add transactions.
- For an add transaction you cannot send null for an element. If null is sent the equipment add transaction a notice is created in notice management, and an UMLRE70 TRAIN II message is returned to the sender. If spaces are sent for an element the value of spaces is validated against the elements valid value rules.
- On outbound equipment add transactions (UMLRC60/61) only elements that have a value other than null or spaces will be sent.
- There will be no specific re-stencil function using TRAIN II. To accomplish a re-stencil in TRAIN II the equipment should be sent with an equipment add (ECA) transaction with all needed elements to add equipment. An equipment delete (ECD) transaction CAN be sent in a separate message to delete the prior equipment.
- The following transaction types will be allowed on the equipment add message type:

Transaction Type	Description
ECA	Equipment add of elements and component data.
Inspections (various)	Report inspection data as part of the add transaction

The following page illustrates an example of an UMLRC00 for an equipment add.

Umler TRAIN II Messaging Specifications

Inbound UMLRC00 TRAIN II message created when equipment is added to Umler:						
Message Header	#RRDC bbbb 0001 UMLRC60 0607301425RRDC bbbb /					
Control Group Header	*CH12345620060730160000USERID bb					
Data Group Header	*DH0001 ECA					
Element Detail	+0001 babcd 0000001437MOWN babcd					
Element Detail	+0001 babcd 0000001437P001 b0000000					
Element Detail	+0001 babcd 0000001437UMET bl070					
Element Detail	+0001 babcd 00000014370006 b12664					
Element Detail	+0001 babcd 0000001437PRID befgh0000015233					
Element Detail	+0001 babcd 00000014370007 bb					
Element Detail	+0001 babcd 00000014370008 b4505					
Element Detail	+0001 babcd 00000014370009 b1008					
Element Detail	+0001 babcd 00000014370012 b907					
Element Detail	+0001 babcd 00000014370013 b1404					
Element Detail	+0001 babcd 00000014370014 b0					
Element Detail	+0001 babcd 00000014370020 b4006					
Element Detail	+0001 babcd 00000014370021 b905					
Element Detail	+0001 babcd 00000014370022 b1005					
Element Detail	+0001 babcd 00000014370024 b4000					
Element Detail	+0001 babcd 00000014370025 b519					
Element Detail	+0001 babcd 00000014370026 b113073					
Element Detail	+0001 babcd 00000014370027 b177					
Element Detail	+0001 babcd 00000014370032 b0					
Element Detail	+0001 babcd 00000014370033 bd					
Element Detail	+0001 babcd 00000014370034 b1251					
Element Detail	+0001 babcd 00000014370037 bu					
Element Detail	+0001 babcd 00000014370042 bs					
Element Detail	+0001 babcd 00000014370043 bn					
Element Detail	+0001 babcd 00000014370045 bu					
Element Detail	+0001 babcd 00000014370048 b0					
Element Detail	+0001 babcd 00000014370049 b0					
Component Level Add	+0001 babcd 0000001437PCOMBASE	PLOC1	TCOMTRUCKSYS	TLOCB		
Component Level Add	+0001 babcd 0000001437PCOMBASE	PLOC1	TCOMTRUCKSYS	TLOCA		
Component Level Add	+0001 babcd 0000001437PCOMBASE	PLOC1	TCOMDRAFTSYS	TLOCB		
Component Level Add	+0001 babcd 0000001437PCOMBASE	PLOC1	TCOMDRAFTSYS	TLOCA		
Component Level Add	+0001 babcd 0000001437PCOMTRUCKSYS	PLOCB	TCOMTRUCK	TLOCB		
Component Level Add	+0001 babcd 0000001437PCOMTRUCKSYS	PLOCA	TCOMTRUCK	TLOCA		
Component Element	+0001 babcd 0000001437PCOMTRUCKSYS	PLOCB	TCOMTRUCK	TLOCB	A147	bD
Component Element	+0001 babcd 0000001437PCOMTRUCKSYS	PLOCB	TCOMTRUCK	TLOCB	A294	b36
Component Element	+0001 babcd 0000001437PCOMTRUCKSYS	PLOCB	TCOMTRUCK	TLOCB	B026	bH
Component Element	+0001 babcd 0000001437PCOMTRUCKSYS	PLOCB	TCOMTRUCK	TLOCB	B191	bR
Component Element	+0001 babcd 0000001437PCOMTRUCKSYS	PLOCB	TCOMTRUCK	TLOCB	B199	bY
Component Element	+0001 babcd 0000001437PCOMTRUCKSYS	PLOCB	TCOMTRUCK	TLOCB	B252	b2
Component Element	+0001 babcd 0000001437PCOMTRUCKSYS	PLOCA	TCOMTRUCK	TLOCA	A147	Bd
Component Element	+0001 babcd 0000001437PCOMTRUCKSYS	PLOCA	TCOMTRUCK	TLOCA	A294	b36
Component Element	+0001 babcd 0000001437PCOMTRUCKSYS	PLOCA	TCOMTRUCK	TLOCA	B026	bH
Component Element	+0001 babcd 0000001437PCOMTRUCKSYS	PLOCA	TCOMTRUCK	TLOCA	B191	bR
Component Element	+0001 babcd 0000001437PCOMTRUCKSYS	PLOCA	TCOMTRUCK	TLOCA	B199	bY
Component Element	+0001 babcd 0000001437PCOMTRUCKSYS	PLOCA	TCOMTRUCK	TLOCA	B252	b2
Component Element	+0001 babcd 0000001437PCOMBASE	PLOC1	TCOMDRAFTSYS	TLOCB	A057	bSBE45F
Component Element	+0001 babcd 0000001437PCOMBASE	PLOC1	TCOMDRAFTSYS	TLOCB	B058	bM
Component Element	+0001 babcd 0000001437PCOMBASE	PLOC1	TCOMDRAFTSYS	TLOCB	B073	bs
Component Element	+0001 babcd 0000001437PCOMBASE	PLOC1	TCOMDRAFTSYS	TLOCB	B061	b10
Component Element	+0001 babcd 0000001437PCOMBASE	PLOC1	TCOMDRAFTSYS	TLOCA	A057	bSBE45F
Component Element	+0001 babcd 0000001437PCOMBASE	PLOC1	TCOMDRAFTSYS	TLOCA	B058	bM
Component Element	+0001 babcd 0000001437PCOMBASE	PLOC1	TCOMDRAFTSYS	TLOCA	B073	bs
Component Element	+0001 babcd 0000001437PCOMBASE	PLOC1	TCOMDRAFTSYS	TLOCA	B061	b10
Data Group Summary	=DS0001SUM0053					
Data Group Header	*DH0002 ABT					
Element Detail	+0001 babcd 0000001437REPT babcd					

Umler TRAIN II Messaging Specifications

Element Detail	+0001bABCD0000001437PERFbABCD
Element Detail	+0001bABCD0000001437SPLCb411657000
Element Detail	+0001bABCD0000001437DTDNb20051101
Data Group Summary	=DS0002SUM0004
Data Group Header	*DH0003DLI
Element Detail	+0001bABCD0000001437REPTbABCD
Element Detail	+0001bABCD0000001437PERFbABCD
Element Detail	+0001bABCD0000001437SPLCb411657000
Element Detail	+0001bABCD0000001437DTDNb20051101
Data Group Summary	=DS0003SUM0004
Control Group Summary	=CS1234560003
Trailer	\$0001EOM! Where ! = hex '9C'

Umler TRAIN II Messaging Specifications

The following example shows the resulting UMLRC60 message sent in response to the UMLRC00 message above if the equipment add passes all validations.

Outbound UMLRC60 TRAIN II ECA message			
Message Header	#RRDC	bbb0001UMLRC600607301425RRDC	bbb/
Control Group Header	*CH	12345620060730160000USERID	bbABCD12345620041031121200
Data Group Header	*DH	0001ECA	
Element Detail	+0001	ABCD00000014370002b	BOXCMOWNbABCD
Element Detail	+0001	ABCD00000014370002b	BOXCP001b0000000
Element Detail	+0001	ABCD00000014370002b	BOXCUMETHL070
Element Detail	+0001	ABCD00000014370002b	BOXC0006b12664
Element Detail	+0001	ABCD00000014370002b	BOXCPRIDbEFGH0000015233
Element Detail	+0001	ABCD00000014370002b	BOXC0007bB
Element Detail	+0001	ABCD00000014370002b	BOXC0008b4505
Element Detail	+0001	ABCD00000014370002b	BOXC0009b1008
Element Detail	+0001	ABCD00000014370002b	BOXC0012b907
Element Detail	+0001	ABCD00000014370002b	BOXC0013b1404
Element Detail	+0001	ABCD00000014370002b	BOXC0014b0
Element Detail	+0001	ABCD00000014370002b	BOXC0020b4006
Element Detail	+0001	ABCD00000014370002b	BOXC0021b905
Element Detail	+0001	ABCD00000014370002b	BOXC0022b1005
Element Detail	+0001	ABCD00000014370002b	BOXC0024b4000
Element Detail	+0001	ABCD00000014370002b	BOXC0025b519
Element Detail	+0001	ABCD00000014370002b	BOXC0026b113073
Element Detail	+0001	ABCD00000014370002b	BOXC0027b177
Element Detail	+0001	ABCD00000014370002b	BOXC0032b0
Element Detail	+0001	ABCD00000014370002b	BOXC0033bD
Element Detail	+0001	ABCD00000014370002b	BOXC0034b1251
Element Detail	+0001	ABCD00000014370002b	BOXC0037bU
Element Detail	+0001	ABCD00000014370002b	BOXC0042bS
Element Detail	+0001	ABCD00000014370002b	BOXC0043bN
Element Detail	+0001	ABCD00000014370002b	BOXC0045bU
Element Detail	+0001	ABCD00000014370002b	BOXC0048b0
Element Detail	+0001	ABCD00000014370002b	BOXC0049b0
Component Level Add	+0001	ABCD00000014370002b	BOXCPCOMBASE PLOC1 TCOMTRUCKSYS TLOCB
Component Level Add	+0001	ABCD00000014370002b	BOXCPCOMBASE PLOC1 TCOMTRUCKSYS TLOCA
Component Level Add	+0001	ABCD00000014370002b	BOXCPCOMBASE PLOC1 TCOMDRAFTSYS TLOCB
Component Level Add	+0001	ABCD00000014370002b	BOXCPCOMBASE PLOC1 TCOMDRAFTSYS TLOCA
Component Level Add	+0001	ABCD00000014370002b	BOXCPCOMTRUCKSYS PLOCB TCOMTRUCK TLOCB
Component Level Add	+0001	ABCD00000014370002b	BOXCPCOMTRUCKSYS PLOCA TCOMTRUCK TLOCA
Component Element	+0001	ABCD00000014370002b	BOXCPCOMTRUCKSYS PLOCB TCOMTRUCK TLOCB A147bD
Component Element	+0001	ABCD00000014370002b	BOXCPCOMTRUCKSYS PLOCB TCOMTRUCK TLOCB A294b36
Component Element	+0001	ABCD00000014370002b	BOXCPCOMTRUCKSYS PLOCB TCOMTRUCK TLOCB B026bH
Component Element	+0001	ABCD00000014370002b	BOXCPCOMTRUCKSYS PLOCB TCOMTRUCK TLOCB B191bR
Component Element	+0001	ABCD00000014370002b	BOXCPCOMTRUCKSYS PLOCB TCOMTRUCK TLOCB B199bY
Component Element	+0001	ABCD00000014370002b	BOXCPCOMTRUCKSYS PLOCB TCOMTRUCK TLOCB B252b2
Component Element	+0001	ABCD00000014370002b	BOXCPCOMTRUCKSYS PLOCA TCOMTRUCK TLOCA A147Bd
Component Element	+0001	ABCD00000014370002b	BOXCPCOMTRUCKSYS PLOCA TCOMTRUCK TLOCA A294b36
Component Element	+0001	ABCD00000014370002b	BOXCPCOMTRUCKSYS PLOCA TCOMTRUCK TLOCA B026bH

Umler TRAIN II Messaging Specifications

Component Element	+0001EABCD00000014370002bBOXCPCOMTRUCKSYS PLOCA TCOMTRUCK TLOCA B191bR
Component Element	+0001EABCD00000014370002bBOXCPCOMTRUCKSYS PLOCA TCOMTRUCK TLOCA B199bY
Component Element	+0001EABCD00000014370002bBOXCPCOMTRUCKSYS PLOCA TCOMTRUCK TLOCA B252b2
Component Element	+0001EABCD00000014370002bBOXCPCOMBASE PLOC1 TCOMDRAFTSYS TLOCB AO57bSBE45F
Component Element	+0001EABCD00000014370002bBOXCPCOMBASE PLOC1 TCOMDRAFTSYS TLOCB B058bM
Component Element	+0001EABCD00000014370002bBOXCPCOMBASE PLOC1 TCOMDRAFTSYS TLOCB B073bS
Component Element	+0001EABCD00000014370002bBOXCPCOMBASE PLOC1 TCOMDRAFTSYS TLOCB B061b10
Component Element	+0001EABCD00000014370002bBOXCPCOMBASE PLOC1 TCOMDRAFTSYS TLOCA AO57bSBE45F
Component Element	+0001EABCD00000014370002bBOXCPCOMBASE PLOC1 TCOMDRAFTSYS TLOCA B058bM
Component Element	+0001EABCD00000014370002bBOXCPCOMBASE PLOC1 TCOMDRAFTSYS TLOCA B073bS
Component Element	+0001EABCD00000014370002bBOXCPCOMBASE PLOC1 TCOMDRAFTSYS TLOCA B061b10
Data Group Summary	=DS0001SUM0053
Control Group Summary	=CS1234560001
Trailer	\$0001EOM! Where ! = hex '9C'

Outbound UMLRC60 TRAIN II ABT message	
Message Header	#RRDCbbb0001UMLRC600607301425RRDCbbb/
Control Group Header	*CH12345620060730160000USERIDbbABCD12345620041031121200
Data Group Header	*DH0001ABT
Element Detail	+0001bABCD00000014370002bBOXCREPTbABCD
Element Detail	+0001bABCD00000014370002bBOXCPERFbABCD
Element Detail	+0001bABCD00000014370002bBOXCSPLCb411657000
Element Detail	+0001bABCD00000014370002bBOXCDTDNb20051101
Data Group Summary	=DS0001SUM0004
Control Group Summary	=CS1234560001
Trailer	\$0001EOM! Where ! = hex '9C'

Outbound UMLRC61 TRAIN II DLI message	
Message Header	#RRDCbbb0001UMLRC600607301425RRDCbbb/
Control Group Header	*CH12345620060730160000USERIDbbABCD12345620041031121200
Data Group Header	*DH0001DLI
Element Detail	+0001bABCD00000014370002bBOXCREPTbABCD
Element Detail	+0001bABCD00000014370002bBOXCPERFbABCD
Element Detail	+0001bABCD00000014370002bBOXCSPLCb411657000
Element Detail	+0001bABCD00000014370002bBOXCDTDNb20051101
Data Group Summary	=DS0001SUM0004
Control Group Summary	=CS1234560001
Trailer	\$0001EOM! Where ! = hex '9C'

Umler TRAIN II Messaging Specifications

The following example shows the resulting UMLRC61 message sent in response to the UMLRC00 message above if the equipment add passes all validations.

Outbound UMLRC61 TRAIN II ECA message						
Message Header	#RRDCbbb0001UMLRC610607301425RRDCbbb/					
Control Group Header	*CH12345620060730160000USERIDbbABCD12345620041031121200					
Data Group Header	*DH0001ECA					
Element Detail	+0001	bABCD00000014370002b	BOXCMOWN2006-11-21-08.01.51.000001b	ABCD		
Element Detail	+0001	bABCD00000014370002b	BOXCP0012006-11-21-08.01.51.000001b	00000000		
Element Detail	+0001	bABCD00000014370002b	BOXCUMET2006-11-21-08.01.51.000001b	L070		
Element Detail	+0001	bABCD00000014370002b	BOXC00062006-11-21-08.01.51.000001b	12664		
Element Detail	+0001	bABCD00000014370002b	BOXCPRID2006-11-21-08.01.51.000001b	EF0000015233		
Element Detail	+0001	bABCD00000014370002b	BOXC00072006-11-21-08.01.51.000001b	B		
Element Detail	+0001	bABCD00000014370002b	BOXC00082006-11-21-08.01.51.000001b	4505		
Element Detail	+0001	bABCD00000014370002b	BOXC00092006-11-21-08.01.51.000001b	1008		
Element Detail	+0001	bABCD00000014370002b	BOXC00122006-11-21-08.01.51.000001b	907		
Element Detail	+0001	bABCD00000014370002b	BOXC00132006-11-21-08.01.51.000001b	1404		
Element Detail	+0001	bABCD00000014370002b	BOXC00142006-11-21-08.01.51.000001b	0		
Element Detail	+0001	bABCD00000014370002b	BOXC00202006-11-21-08.01.51.000001b	4006		
Element Detail	+0001	bABCD00000014370002b	BOXC00212006-11-21-08.01.51.000001b	905		
Element Detail	+0001	bABCD00000014370002b	BOXC00222006-11-21-08.01.51.000001b	1005		
Element Detail	+0001	bABCD00000014370002b	BOXC00242006-11-21-08.01.51.000001b	4000		
Element Detail	+0001	bABCD00000014370002b	BOXC00252006-11-21-08.01.51.000001b	519		
Element Detail	+0001	bABCD00000014370002b	BOXC00262006-11-21-08.01.51.000001b	113073		
Element Detail	+0001	bABCD00000014370002b	BOXC00272006-11-21-08.01.51.000001b	177		
Element Detail	+0001	bABCD00000014370002b	BOXC00322006-11-21-08.01.51.000001b	0		
Element Detail	+0001	bABCD00000014370002b	BOXC00332006-11-21-08.01.51.000001b	D		
Element Detail	+0001	bABCD00000014370002b	BOXC00342006-11-21-08.01.51.000001b	1251		
Element Detail	+0001	bABCD00000014370002b	BOXC00372006-11-21-08.01.51.000001b	U		
Element Detail	+0001	bABCD00000014370002b	BOXC00422006-11-21-08.01.51.000001b	S		
Element Detail	+0001	bABCD00000014370002b	BOXC00432006-11-21-08.01.51.000001b	N		
Element Detail	+0001	bABCD00000014370002b	BOXC00452006-11-21-08.01.51.000001b	U		
Element Detail	+0001	bABCD00000014370002b	BOXC00482006-11-21-08.01.51.000001b	0		
Element Detail	+0001	bABCD00000014370002b	BOXC00492006-11-21-08.01.51.000001b	0		
Component Level Add	+0001	bABCD00000014370002b	BOXPCOMBASE	PLOC1	TCOMTRUCKSYS	TLOCB 2006-11-21-08.01.51.000001
Component Level Add	+0001	bABCD00000014370002b	BOXPCOMBASE	PLOC1	TCOMTRUCKSYS	TLOCA 2006-11-21-08.01.51.000001
Component Level Add	+0001	bABCD00000014370002b	BOXPCOMBASE	PLOC1	TCOMDRAFTSYS	TLOCB 2006-11-21-08.01.51.000001
Component Level Add	+0001	bABCD00000014370002b	BOXPCOMBASE	PLOC1	TCOMDRAFTSYS	TLOCA 2006-11-21-08.01.51.000001
Component Level Add	+0001	bABCD00000014370002b	BOXPCOMTRUCKSYS	PLOCB	TCOMTRUCK	TLOCB 2006-11-21-08.01.51.000001
Component Level Add	+0001	bABCD00000014370002b	BOXPCOMTRUCKSYS	PLOCA	TCOMTRUCK	TLOCA 2006-11-21-08.01.51.000001
Component Element	+0001	bABCD00000014370002b	BOXPCOMTRUCKSYS	PLOCB	TCOMTRUCK	TLOCB A1472006-11-21-08.01.51.000001bD
Component Element	+0001	bABCD00000014370002b	BOXPCOMTRUCKSYS	PLOCB	TCOMTRUCK	TLOCB A2942006-11-21-08.01.51.000001b36
Component Element	+0001	bABCD00000014370002b	BOXPCOMTRUCKSYS	PLOCB	TCOMTRUCK	TLOCB B0262006-11-21-08.01.51.000001bH
Component Element	+0001	bABCD00000014370002b	BOXPCOMTRUCKSYS	PLOCB	TCOMTRUCK	TLOCB B1912006-11-21-08.01.51.000001bR
Component Element	+0001	bABCD00000014370002b	BOXPCOMTRUCKSYS	PLOCB	TCOMTRUCK	TLOCB B1992006-11-21-08.01.51.000001bY
Component Element	+0001	bABCD00000014370002b	BOXPCOMTRUCKSYS	PLOCB	TCOMTRUCK	TLOCB B2522006-11-21-08.01.51.000001b2
Component Element	+0001	bABCD00000014370002b	BOXPCOMTRUCKSYS	PLOCA	TCOMTRUCK	TLOCA A1472006-11-21-08.01.51.000001bD

Umler TRAIN II Messaging Specifications

Component Element	+0001EABCD00000014370002bBOXCPCOMTRUCKSYS PLOCA TCOMTRUCK TLOCA A2942006-11-21-08.01.51.000001b36
Component Element	+0001EABCD00000014370002bBOXCPCOMTRUCKSYS PLOCA TCOMTRUCK TLOCA B0262006-11-21-08.01.51.000001bH
Component Element	+0001EABCD00000014370002bBOXCPCOMTRUCKSYS PLOCA TCOMTRUCK TLOCA B1912006-11-21-08.01.51.000001bR
Component Element	+0001EABCD00000014370002bBOXCPCOMTRUCKSYS PLOCA TCOMTRUCK TLOCA B1992006-11-21-08.01.51.000001bY
Component Element	+0001EABCD00000014370002bBOXCPCOMTRUCKSYS PLOCA TCOMTRUCK TLOCA B2522006-11-21-08.01.51.000001b2
Component Element	+0001EABCD00000014370002bBOXCPCOMBASE PLOC1 TCOMDRAFTSYS TLOCB AO572006-11-21-08.01.51.000001bSBE45F
Component Element	+0001EABCD00000014370002bBOXCPCOMBASE PLOC1 TCOMDRAFTSYS TLOCB B0582006-11-21-08.01.51.000001bM
Component Element	+0001EABCD00000014370002bBOXCPCOMBASE PLOC1 TCOMDRAFTSYS TLOCB B0732006-11-21-08.01.51.000001bS
Component Element	+0001EABCD00000014370002bBOXCPCOMBASE PLOC1 TCOMDRAFTSYS TLOCB B0612006-11-21-08.01.51.000001b10
Component Element	+0001EABCD00000014370002bBOXCPCOMBASE PLOC1 TCOMDRAFTSYS TLOCA AO572006-11-21-08.01.51.000001bSBE45F
Component Element	+0001EABCD00000014370002bBOXCPCOMBASE PLOC1 TCOMDRAFTSYS TLOCA B0582006-11-21-08.01.51.000001bM
Component Element	+0001EABCD00000014370002bBOXCPCOMBASE PLOC1 TCOMDRAFTSYS TLOCA B0732006-11-21-08.01.51.000001bS
Component Element	+0001EABCD00000014370002bBOXCPCOMBASE PLOC1 TCOMDRAFTSYS TLOCA B0612006-11-21-08.01.51.000001b10
Data Group Summary	=DS0001SUM0053
Control Group Summary	=CS1234560001
Trailer	\$0001EOM! Where ! = hex '9C'

Umler TRAIN II Messaging Specifications

Outbound UMLRC61 ABT TRAIN II message	
Message Header	#RRDC bbbb 0001UMLRC610607301425RRDC bbbb /
Control Group Header	*CH12345620060730160000USERID bb ABCD12345620041031121200
Data Group Header	*DH0001 ABT
Element Detail	+0001 ABCD 00000014370002 b BOXCREPT2006-11-21-08.01.51.000001 ABCD
Element Detail	+0001 ABCD 00000014370002 b BOXCPERF2006-11-21-08.01.51.000001 ABCD
Element Detail	+0001 ABCD 00000014370002 b BOXCSPLC2006-11-21-08.01.51.000001 411657000
Element Detail	+0001 ABCD 00000014370002 b BOXCDTDN2006-11-21-08.01.51.000001 20051101
Data Group Summary	=DS0001SUM0004
Control Group Summary	=CS1234560001
Trailer	\$0001EOM! Where ! = hex '9C'

Outbound UMLRC61 DLI TRAIN II message	
Message Header	#RRDC bbbb 0001UMLRC610607301425RRDC bbbb /
Control Group Header	*CH12345620060730160000USERID bb ABCD12345620041031121200
Data Group Header	*DH0001 DLI
Element Detail	+0001 ABCD 00000014370002 b BOXCREPT2006-11-21-08.01.51.000001 ABCD
Element Detail	+0001 ABCD 00000014370002 b BOXCPERF2006-11-21-08.01.51.000001 ABCD
Element Detail	+0001 ABCD 00000014370002 b BOXCSPLC2006-11-21-08.01.51.000001 411657000
Element Detail	+0001 ABCD 00000014370002 b BOXCDTDN2006-11-21-08.01.51.000001 20051101
Data Group Summary	=DS0001SUM0004
Control Group Summary	=CS1234560001
Trailer	\$0001EOM! Where ! = hex '9C'

Umler TRAIN II Messaging Specifications

The following examples shows the resulting UMLRE70 messages sent in response to the UMLRC00 message above that encounters an error.

Outbound UMLRE70 TRAIN II ECA response message						
Message Header	#RRDCbbb0001UMLRE700607301425RRDCbbb/					
Control Group Header	*CH12345620060730160000USERIDbbABCD12345620041031121200					
Data Group Header	*DH0001ECAECA0000001					
Element Detail	+0001	bABCD00000014370002b	BOXCMOWN0000000800b	ABCD		
Element Detail	+0001	bABCD00000014370002b	BOXCP0010000000000b	00000000		
Element Detail	+0001	bABCD00000014370002b	BOXCUMET0000000000b	L070		
Element Detail	+0001	bABCD00000014370002b	BOXC00060000000000b	12664		
Element Detail	+0001	bABCD00000014370002b	BOXCPRID0000000000b	EF0000015233		
Element Detail	+0001	bABCD00000014370002b	BOXC00070000000000b	B		
Element Detail	+0001	bABCD00000014370002b	BOXC00080000000000b	4505		
Element Detail	+0001	bABCD00000014370002b	BOXC00090000000000b	1008		
Element Detail	+0001	bABCD00000014370002b	BOXC00120000000000b	907		
Element Detail	+0001	bABCD00000014370002b	BOXC00130000000000b	1404		
Element Detail	+0001	bABCD00000014370002b	BOXC00140000000000b	0		
Element Detail	+0001	bABCD00000014370002b	BOXC00200000000000b	4006		
Element Detail	+0001	bABCD00000014370002b	BOXC00210000000000b	905		
Element Detail	+0001	bABCD00000014370002b	BOXC00220000000000b	1005		
Element Detail	+0001	bABCD00000014370002b	BOXC00240000000000b	4000		
Element Detail	+0001	bABCD00000014370002b	BOXC00250000000000b	519		
Element Detail	+0001	bABCD00000014370002b	BOXC00260000000000b	113073		
Element Detail	+0001	bABCD00000014370002b	BOXC00270000000000b	177		
Element Detail	+0001	bABCD00000014370002b	BOXC00320000000000b	0		
Element Detail	+0001	bABCD00000014370002b	BOXC00330000000000b	D		
Element Detail	+0001	bABCD00000014370002b	BOXC00340000000000b	1251		
Element Detail	+0001	bABCD00000014370002b	BOXC00370000000000b	U		
Element Detail	+0001	bABCD00000014370002b	BOXC00420000000000b	S		
Element Detail	+0001	bABCD00000014370002b	BOXC00430000000000b	N		
Element Detail	+0001	bABCD00000014370002b	BOXC00450000000000b	U		
Element Detail	+0001	bABCD00000014370002b	BOXC00480000000000b	0		
Element Detail	+0001	bABCD00000014370002b	BOXC00490000000000b	0		
Component Level Add	+0001	bABCD00000014370002b	BOXPCOMBASE	PLOC1	TCOMTRUCKSYS	TLOCB
			0000000000			
Component Level Add	+0001	bABCD00000014370002b	BOXPCOMBASE	PLOC1	TCOMTRUCKSYS	TLOCA
			0000000000			
Component Level Add	+0001	bABCD00000014370002b	BOXPCOMBASE	PLOC1	TCOMDRAFTSYS	TLOCB
			0000000000			
Component Level Add	+0001	bABCD00000014370002b	BOXPCOMBASE	PLOC1	TCOMDRAFTSYS	TLOCA
			0000000000			
Component Level Add	+0001	bABCD00000014370002b	BOXPCOMTRUCKSYS	PLOCB	TCOMTRUCK	TLOCB
			0000000000			
Component Level Add	+0001	bABCD00000014370002b	BOXPCOMTRUCKSYS	PLOCA	TCOMTRUCK	TLOCA
			0000000000			
Component Element	+0001	bABCD00000014370002b	BOXPCOMTRUCKSYS	PLOCB	TCOMTRUCK	TLOCB
			A1470000000000b	D		
Component Element	+0001	bABCD00000014370002b	BOXPCOMTRUCKSYS	PLOCB	TCOMTRUCK	TLOCB
			A2940000000000b	36		
Component Element	+0001	bABCD00000014370002b	BOXPCOMTRUCKSYS	PLOCB	TCOMTRUCK	TLOCB
			B0260000000000b	H		
Component Element	+0001	bABCD00000014370002b	BOXPCOMTRUCKSYS	PLOCB	TCOMTRUCK	TLOCB
			B1910000000000b	R		
Component Element	+0001	bABCD00000014370002b	BOXPCOMTRUCKSYS	PLOCB	TCOMTRUCK	TLOCB
			B1990000000000b	Y		
Component Element	+0001	bABCD00000014370002b	BOXPCOMTRUCKSYS	PLOCB	TCOMTRUCK	TLOCB
			B2520000000000b	2		
Component Element	+0001	bABCD00000014370002b	BOXPCOMTRUCKSYS	PLOCA	TCOMTRUCK	TLOCA
			A1470000000000b	d		

Umler TRAIN II Messaging Specifications

Component Element	+0001 E ABCD00000014370002 b BOXCPCOMTRUCKSYS PLOCA TCOMTRUCK TLOCA A2940000000000 b 36
Component Element	+0001 E ABCD00000014370002 b BOXCPCOMTRUCKSYS PLOCA TCOMTRUCK TLOCA B0260000000000 b H
Component Element	+0001 E ABCD00000014370002 b BOXCPCOMTRUCKSYS PLOCA TCOMTRUCK TLOCA B1910000000000 b R
Component Element	+0001 E ABCD00000014370002 b BOXCPCOMTRUCKSYS PLOCA TCOMTRUCK TLOCA B1990000000000 b Y
Component Element	+0001 E ABCD00000014370002 b BOXCPCOMTRUCKSYS PLOCA TCOMTRUCK TLOCA B2520000000000 b 2
Component Element	+0001 E ABCD00000014370002 b BOXCPCOMBASE PLOC1 TCOMDRAFTSYS TLOCB AO570000000000 b SBE45F
Component Element	+0001 E ABCD00000014370002 b BOXCPCOMBASE PLOC1 TCOMDRAFTSYS TLOCB B0580000000000 b M
Component Element	+0001 E ABCD00000014370002 b BOXCPCOMBASE PLOC1 TCOMDRAFTSYS TLOCB B0730000000000 b S
Component Element	+0001 E ABCD00000014370002 b BOXCPCOMBASE PLOC1 TCOMDRAFTSYS TLOCB B0610000000000 b 10
Component Element	+0001 E ABCD00000014370002 b BOXCPCOMBASE PLOC1 TCOMDRAFTSYS TLOCA AO570000000000 b SBE45F
Component Element	+0001 E ABCD00000014370002 b BOXCPCOMBASE PLOC1 TCOMDRAFTSYS TLOCA B0580000000000 b M
Component Element	+0001 E ABCD00000014370002 b BOXCPCOMBASE PLOC1 TCOMDRAFTSYS TLOCA B0730000000000 b S
Component Element	+0001 E ABCD00000014370002 b BOXCPCOMBASE PLOC1 TCOMDRAFTSYS TLOCA B0610000000000 b 10
Data Group Summary	=DS0001SUM0053
Control Group Summary	=CS1234560002
Trailer	\$0001EOM! Where ! = hex '9C'

Outbound UMLRE70 TRAIN II ABT message created when equipment is added to Umler:	
Message Header	#RRDC bbbb 0001 UMLRE70 0607301425RRDC bbbb /
Control Group Header	*CH12345620060730160000USERID bb ABCD12345620041031121200
Data Group Header	*DH0001 ABTABT0000001
Element Detail	+0001 b ABCD00000014370002 b BOXCREPT0000000000 b ABCD
Element Detail	+0001 b ABCD00000014370002 b BOXCPERF0000000000 b ABCD
Element Detail	+0001 b ABCD00000014370002 b BOXCSPLC0000000000 b 411657000
Element Detail	+0001 b ABCD00000014370002 b BOXCDTDN0000000000 b 20051101
Data Group Summary	=DS0001SUM0004
Control Group Summary	=CS1234560001
Trailer	\$0001EOM! Where ! = hex '9C'

Outbound UMLRE70 TRAIN II DLI response message:	
Message Header	#RRDC bbbb 0001 UMLRE70 0607301425RRDC bbbb /
Control Group Header	*CH12345620060730160000USERID bb ABCD12345620041031121200
Data Group Header	*DH0001 DLIDLI0000001
Element Detail	+0001 b ABCD00000014370002 b BOXCREPT0000000000 b ABCD
Element Detail	+0001 b ABCD00000014370002 b BOXCPERF0000000000 b ABCD
Element Detail	+0001 b ABCD00000014370002 b BOXCSPLC0000000000 b 411657000
Element Detail	+0001 b ABCD00000014370002 b BOXCDTDN0000000000 b 20051101
Data Group Summary	=DS0001SUM0004
Control Group Summary	=CS1234560001
Trailer	\$0001EOM! Where ! = hex '9C'

9 Equipment Change ('ECC')

For equipment change transactions:

- Only one equipment ID allowed per data group header.
- Multiple component level deletes per data group header will be allowed.
- Only one combination of parent component/location, target component/location, element ID per data group header.
- Bundling of unique elements, component level deletes, and component elements will be supported in an ECC transaction.
- If any error is identified during processing the entire data group header will fail.
- The entire ECC transaction contained in a data group header will be logged as one transaction log entry. This will constitute a unit of work and can only receive one notice or transaction log entry.

The recommended practice is that unrelated elemental or element groupings are sent on separate data group headers.

The equipment characteristic change transaction will be modified to allow reporting of component data into the Umler system. There will be a change to allow four different detail segment formats on the ECC transaction instead of the one that is supported in Phase 1/2.

- Elemental reporting (same as existing Phase 1/2 detail segment layout)
- Component level add (add a component/location level)
- Component level delete (delete a component level)
- Component elemental reporting (allows reporting of elements defined for a component)

Please refer to above sections for the layouts of these segments.

The following steps describe how the data group header on and ECC transaction will be processed at Railinc.

1. Validate contents of detail record segments. Parse all detail record segments within data group header.
 - Reject data group header if any of the following duplicate rules are encountered. An UMLRE70 TRAIN II message will be returned documenting the error that occurred. A notice will also be created to assist in correcting the problem.
 - More than one element occurrence
 - More than one combination of parent component/location, target component/location, and element ID.
 - Check if relational situations exist
 - If relational situations exist in data group header then validate that relational data is present and correct. If not, then the data group header is rejected. An UMLRE70 TRAIN II message will be returned documenting the error that occurred. A notice will also be created to assist in correcting the problem.
2. If all validations succeed in step 1 then process the detail segments in the data group in sequential order. The commit of the records will not occur until the data for the entire data group header completes.

Umler TRAIN II Messaging Specifications

9.1 Elemental Reporting

The following is an example of an UMLRC00 to report elemental reporting.

Elemental reporting will be used to report all elements that are part of the base component. For elements associated with components below base use the component elemental reporting segment.

So elemental reporting will be used for:

- ECA and ECC transactions for elements associated with the BASE component
- For all inspection transactions (see Phase 1/2 sections for examples)
- For all pool header transactions (see Phase 1/2 sections for examples)
- For all CSEG transactions (see Phase 1/2 sections for examples)

Inbound UMLRC00 TRAIN II message with ECC transaction to illustrate elemental reporting:	
Message Header	#RRDC bbbb 0001 UMLRC60 0607301425RRDC bbbb /
Control Group Header	*CH12345620060730160000USERID bb
Data Group Header	*DH0001 ECA
Element Detail	+0001 b ABCD00000014370007 bb
Element Detail	+0001 b ABCD00000014370008 b4505
Element Detail	+0001 b ABCD00000014370009 b1008
Data Group Summary	=DS0001SUM0003
Control Group Summary	=CS1234560001
Trailer	\$0001EOM! Where ! = hex '9C'

Outbound UMLRC60 TRAIN II message with ECC transaction to illustrate elemental reporting:	
Message Header	#RRDC bbbb 0001 UMLRC60 0607301425RRDC bbbb /
Control Group Header	*CH12345620060730160000USERID bb
Data Group Header	*DH0001 ECA
Element Detail	+0001 b ABCD00000014370002 b BOXC0007 bb
Element Detail	+0001 b ABCD00000014370002 b BOXC0008 b4505
Element Detail	+0001 b ABCD00000014370002 b BOXC0009 b1008
Data Group Summary	=DS0001SUM0003
Control Group Summary	=CS1234560001
Trailer	\$0001EOM! Where ! = hex '9C'

Outbound UMLRC61 TRAIN II message with ECC transaction to illustrate elemental reporting:	
Message Header	#RRDC bbbb 0001 UMLRC60 0607301425RRDC bbbb /
Control Group Header	*CH12345620060730160000USERID bb
Data Group Header	*DH0001 ECA
Element Detail	+0001 b ABCD00000014370002 b BOXC00072006-11-21-08.01.51.000001 bb
Element Detail	+0001 b ABCD00000014370002 b BOXC00082006-11-21-08.01.51.000001 b4505
Element Detail	+0001 b ABCD00000014370002 b BOXC00092006-11-21-08.01.51.000001 b1008
Data Group Summary	=DS0001SUM0003
Control Group Summary	=CS1234560001
Trailer	\$0001EOM! Where ! = hex '9C'

Outbound UMLRE70 TRAIN II message with ECC transaction to illustrate elemental reporting:	
Message Header	#RRDC bbbb 0001 UMLRC60 0607301425RRDC bbbb /
Control Group Header	*CH12345620060730160000USERID bb
Data Group Header	*DH0001 ECA
Element Detail	+0001 b ABCD00000014370002 b BOXC00070000000000 bb

Umler TRAIN II Messaging Specifications

Element Detail	+0001 b ABCD00000014370002 b BOXC0008000000000 b 4505
Element Detail	+0001 b ABCD00000014370002 b BOXC00090000000010 b 1008
Data Group Summary	=DS0001SUM0003
Control Group Summary	=CS1234560001
Trailer	\$0001EOM! Where ! = hex `9C`

9.2 Component Level Reporting – Add and Deletion of Component Levels

The following is an example of an UMLRC00 to illustrate the deletion of a component.

This example assumes the hierarchy is BASE/TRUCKSYS/TRUCK.

The example shows the truck system (TRUCKSYS) being deleted. However, to do that in TRAIN II the child component of TRUCK must be deleted first. Both TRUCKSYS and TRUCK components must also be readded back using the component level add detail segment. Finally, the elements associated with the components must be reported.

Inbound UMLRC00 TRAIN II message for component level change:						
Message Header	#ABCD bbb 0001UMLRC000607301425RRDC bbb /					
Control Group Header	*CH12345620060730160000USERID bb					
Data Group Header	*DH0001 ECC					
Component level delete	+0001DABCD0000001437TCOMTRUCK					
Component level delete	+0001DABCD0000001437TCOMTRUCKSYS					
Component level add	+0001A	ABCD0000001437PCOMBASE	PLOC1	TCOMTRUCKSYS	TLOCB	
Component level add	+0001A	ABCD0000001437PCOMBASE	PLOC1	TCOMTRUCKSYS	TLOCA	
Component level add	+0001A	ABCD0000001437PCOMTRUCKSYS	PLOCB	TCOMTRUCK	TLOCB	
Component level add	+0001A	ABCD0000001437PCOMTRUCKSYS	PLOCA	TCOMTRUCK	TLOCA	
Component Element	+0001E	ABCD0000001437PCOMTRUCKSYS	PLOCB	TCOMTRUCK	TLOCB	A147 b D
Component Element	+0001E	ABCD0000001437PCOMTRUCKSYS	PLOCB	TCOMTRUCK	TLOCB	A294 b 36
Component Element	+0001E	ABCD0000001437PCOMTRUCKSYS	PLOCB	TCOMTRUCK	TLOCB	B026 b H
Component Element	+0001E	ABCD0000001437PCOMTRUCKSYS	PLOCB	TCOMTRUCK	TLOCB	B191 b R
Component Element	+0001E	ABCD0000001437PCOMTRUCKSYS	PLOCB	TCOMTRUCK	TLOCB	B199 b Y
Component Element	+0001E	ABCD0000001437PCOMTRUCKSYS	PLOCB	TCOMTRUCK	TLOCB	B252 b 2
Component Element	+0001E	ABCD0000001437PCOMTRUCKSYS	PLOCA	TCOMTRUCK	TLOCA	A147 b d
Component Element	+0001E	ABCD0000001437PCOMTRUCKSYS	PLOCA	TCOMTRUCK	TLOCA	A294 b 36
Component Element	+0001E	ABCD0000001437PCOMTRUCKSYS	PLOCA	TCOMTRUCK	TLOCA	B026 b H
Component Element	+0001E	ABCD0000001437PCOMTRUCKSYS	PLOCA	TCOMTRUCK	TLOCA	B191 b R
Component Element	+0001E	ABCD0000001437PCOMTRUCKSYS	PLOCA	TCOMTRUCK	TLOCA	B199 b Y
Component Element	+0001E	ABCD0000001437PCOMTRUCKSYS	PLOCA	TCOMTRUCK	TLOCA	B252 b 2
Data Group Summary	=DS0001SUM0018					
Control Group Summary	=CS1234560001					
Trailer	\$0001EOM! Where ! = hex '9C'					

Umler TRAIN II Messaging Specifications

Outbound UMLRC60 TRAIN II message for component level change:						
Message Header	#ABCD	bbbb	0001	UMLRC00	0607301425RRDC	bbbb/
Control Group Header	*CH12345620060730160000	USERID	bb			
Data Group Header	*DH0001	ECC				
Component level delete	+0001	DABCD00000014370002	b	BOXCTCOMTRUCK		
Component level delete	+0001	DABCD00000014370002	b	BOXCTCOMTRUCKSYS		
Component level add	+0001	AABCD00000014370002	b	BOXCPCOMBASE	PLOC1	TCOMTRUCKSYS TLOCB
Component level add	+0001	AABCD00000014370002	b	BOXCPCOMBASE	PLOC1	TCOMTRUCKSYS TLOCA
Component level add	+0001	AABCD00000014370002	b	BOXCPCOMTRUCKSYS	PLOCB	TCOMTRUCK TLOCB
Component level add	+0001	AABCD00000014370002	b	BOXCPCOMTRUCKSYS	PLOCA	TCOMTRUCK TLOCA
Component Element	+0001	EABCD00000014370002	b	BOXCPCOMTRUCKSYS	PLOCB	TCOMTRUCK TLOCB A147bD
Component Element	+0001	EABCD00000014370002	b	BOXCPCOMTRUCKSYS	PLOCB	TCOMTRUCK TLOCB A294b36
Component Element	+0001	EABCD00000014370002	b	BOXCPCOMTRUCKSYS	PLOCB	TCOMTRUCK TLOCB B026bH
Component Element	+0001	EABCD00000014370002	b	BOXCPCOMTRUCKSYS	PLOCB	TCOMTRUCK TLOCB B191bR
Component Element	+0001	EABCD00000014370002	b	BOXCPCOMTRUCKSYS	PLOCB	TCOMTRUCK TLOCB B199bY
Component Element	+0001	EABCD00000014370002	b	BOXCPCOMTRUCKSYS	PLOCB	TCOMTRUCK TLOCB B252b2
Component Element	+0001	EABCD00000014370002	b	BOXCPCOMTRUCKSYS	PLOCA	TCOMTRUCK TLOCA A147Bd
Component Element	+0001	EABCD00000014370002	b	BOXCPCOMTRUCKSYS	PLOCA	TCOMTRUCK TLOCA A294b36
Component Element	+0001	EABCD00000014370002	b	BOXCPCOMTRUCKSYS	PLOCA	TCOMTRUCK TLOCA B026bH
Component Element	+0001	EABCD00000014370002	b	BOXCPCOMTRUCKSYS	PLOCA	TCOMTRUCK TLOCA B191bR
Component Element	+0001	EABCD00000014370002	b	BOXCPCOMTRUCKSYS	PLOCA	TCOMTRUCK TLOCA B199bY
Component Element	+0001	EABCD00000014370002	b	BOXCPCOMTRUCKSYS	PLOCA	TCOMTRUCK TLOCA B252b2
Data Group Summary	=DS0001	SUM0018				
Control Group Summary	=CS1234560001					
Trailer	\$0001	EOM!	Where	! = hex '9C'		

Umler TRAIN II Messaging Specifications

Outbound UMLRC61 TRAIN II message for component level change:						
Message Header	#ABCD bbbb 0001UMLRC00607301425RRDC bbbb /					
Control Group Header	*CH12345620060730160000USERID bb					
Data Group Header	*DH0001 ECC					
Component level delete	+0001DABCD00000014370002 b BOXCTCOMTRUCK		2006-11-21-08.01.51.000001			
Component level delete	+0001DABCD00000014370002 b BOXCTCOMTRUCKSYS		2006-11-21-08.01.51.000001			
Component level add	+0001 A ABCD00000014370002 b BOXCPCOMBASE	PLOC1	TCOMTRUCKSYS	TLOCB	2006-	
	11-21-08.01.51.000001					
Component level add	+0001 A ABCD00000014370002 b BOXCPCOMBASE	PLOC1	TCOMTRUCKSYS	TLOCA	2006-	
	11-21-08.01.51.000001					
Component level add	+0001 A ABCD00000014370002 b BOXCPCOMTRUCKSYS	PLOCB	TCOMTRUCK	TLOCB	2006-	
	11-21-08.01.51.000001					
Component level add	+0001 A ABCD00000014370002 b BOXCPCOMTRUCKSYS	PLOCA	TCOMTRUCK	TLOCA	2006-	
	11-21-08.01.51.000001					
Component Element	+0001 A ABCD00000014370002 b BOXCPCOMTRUCKSYS	PLOCB	TCOMTRUCK	TLOCB		
	A1472006-11-21-08.01.51.000001 b D					
Component Element	+0001 A ABCD00000014370002 b BOXCPCOMTRUCKSYS	PLOCB	TCOMTRUCK	TLOCB		
	A2942006-11-21-08.01.51.000001 b 36					
Component Element	+0001 A ABCD00000014370002 b BOXCPCOMTRUCKSYS	PLOCB	TCOMTRUCK	TLOCB		
	B0262006-11-21-08.01.51.000001 b H					
Component Element	+0001 A ABCD00000014370002 b BOXCPCOMTRUCKSYS	PLOCB	TCOMTRUCK	TLOCB		
	B1912006-11-21-08.01.51.000001 b R					
Component Element	+0001 A ABCD00000014370002 b BOXCPCOMTRUCKSYS	PLOCB	TCOMTRUCK	TLOCB		
	B1992006-11-21-08.01.51.000001 b Y					
Component Element	+0001 A ABCD00000014370002 b BOXCPCOMTRUCKSYS	PLOCB	TCOMTRUCK	TLOCB		
	B2522006-11-21-08.01.51.000001 b 2					
Component Element	+0001 A ABCD00000014370002 b BOXCPCOMTRUCKSYS	PLOCA	TCOMTRUCK	TLOCA		
	A1472006-11-21-08.01.51.000001 B d					
Component Element	+0001 A ABCD00000014370002 b BOXCPCOMTRUCKSYS	PLOCA	TCOMTRUCK	TLOCA		
	A2942006-11-21-08.01.51.000001 b 36					
Component Element	+0001 A ABCD00000014370002 b BOXCPCOMTRUCKSYS	PLOCA	TCOMTRUCK	TLOCA		
	B0262006-11-21-08.01.51.000001 b H					
Component Element	+0001 A ABCD00000014370002 b BOXCPCOMTRUCKSYS	PLOCA	TCOMTRUCK	TLOCA		
	B1912006-11-21-08.01.51.000001 b R					
Component Element	+0001 A ABCD00000014370002 b BOXCPCOMTRUCKSYS	PLOCA	TCOMTRUCK	TLOCA		
	B1992006-11-21-08.01.51.000001 b Y					
Component Element	+0001 A ABCD00000014370002 b BOXCPCOMTRUCKSYS	PLOCA	TCOMTRUCK	TLOCA		
	B2522006-11-21-08.01.51.000001 b 2					
Data Group Summary	=DS0001SUM0018					
Control Group Summary	=CS1234560001					
Trailer	\$0001EOM! Where ! = hex '9C'					

Umler TRAIN II Messaging Specifications

Outbound UMLRE70 TRAIN II message for component level change:						
Message Header	#ABCD	bbbb	0001	UMLRC00	607301425RRDC	bbbb/
Control Group Header	*CH12345620060730160000	USERID	bb			
Data Group Header	*DH0001	ECC				
Component level delete	+0001	DABCD000000014370002	b	BOXCTCOMTRUCK		0000000000
Component level delete	+0001	DABCD000000014370002	b	BOXCTCOMTRUCKSYS		0000000000
Component level add	+0001	AABCD000000014370002	b	BOXPCOMBASE	PLOC1	TCOMTRUCKSYS TLOCB
		0000000000				
Component level add	+0001	AABCD000000014370002	b	BOXPCOMBASE	PLOC1	TCOMTRUCKSYS TLOCA
		0000000000				
Component level add	+0001	AABCD000000014370002	b	BOXPCOMTRUCKSYS	PLOCB	TCOMTRUCK TLOCB
		0000000000				
Component level add	+0001	AABCD000000014370002	b	BOXPCOMTRUCKSYS	PLOCA	TCOMTRUCK TLOCA
		0000000000				
Component Element	+0001	AABCD000000014370002	b	BOXPCOMTRUCKSYS	PLOCB	TCOMTRUCK TLOCB
		A147000000000000	b	D		
Component Element	+0001	AABCD000000014370002	b	BOXPCOMTRUCKSYS	PLOCB	TCOMTRUCK TLOCB
		A294000000000000	b	36		
Component Element	+0001	AABCD000000014370002	b	BOXPCOMTRUCKSYS	PLOCB	TCOMTRUCK TLOCB
		B026000000000000	b	H		
Component Element	+0001	AABCD000000014370002	b	BOXPCOMTRUCKSYS	PLOCB	TCOMTRUCK TLOCB
		B191000000000000	b	R		
Component Element	+0001	AABCD000000014370002	b	BOXPCOMTRUCKSYS	PLOCB	TCOMTRUCK TLOCB
		B199000000000000	b	Y		
Component Element	+0001	AABCD000000014370002	b	BOXPCOMTRUCKSYS	PLOCB	TCOMTRUCK TLOCB
		B252000000000000	b	2		
Component Element	+0001	AABCD000000014370002	b	BOXPCOMTRUCKSYS	PLOCA	TCOMTRUCK TLOCA
		A147000000000000	b	d00000000000		
Component Element	+0001	AABCD000000014370002	b	BOXPCOMTRUCKSYS	PLOCA	TCOMTRUCK TLOCA
		A294000000000000	b	36		
Component Element	+0001	AABCD000000014370002	b	BOXPCOMTRUCKSYS	PLOCA	TCOMTRUCK TLOCA
		B026000000000000	b	H		
Component Element	+0001	AABCD000000014370002	b	BOXPCOMTRUCKSYS	PLOCA	TCOMTRUCK TLOCA
		B191000000000000	b	R		
Component Element	+0001	AABCD000000014370002	b	BOXPCOMTRUCKSYS	PLOCA	TCOMTRUCK TLOCA
		B199000000000000	b	Y		
Component Element	+0001	AABCD000000014370002	b	BOXPCOMTRUCKSYS	PLOCA	TCOMTRUCK TLOCA
		B25200000000010	b	2		
Data Group Summary	=DS0001	SUM0018				
Control Group Summary	=CS1234560001					
Trailer	\$0001	EOM!	Where	! = hex '9C'		

Umler TRAIN II Messaging Specifications

9.3 Component Elemental Reporting

The following is an example to illustrate component elemental reporting.

Component elemental reporting detail segment is used to report all elements associated with a component below BASE.

Inbound UMLRC00 TRAIN II message to illustrate component element reporting:	
Message Header	#ABCD bbbb 0001UMLRC000607301425RRDC bbbb /
Control Group Header	*CH12345620060730160000USERID bb
Data Group Header	*DH0001 ECC
Component Element	+0001 E ABCD0000001437PCOMTRUCKSYS PLOCB TCOMTRUCK TLOCB A147 bD
Data Group Summary	=DS0001SUM0001
Control Group Summary	=CS1234560001
Trailer	\$0001EOM! Where != hex '9C'

Outbound UMLRC60 TRAIN II message to illustrate component element reporting:	
Message Header	#ABCD bbbb 0001UMLRC600607301425RRDC bbbb /
Control Group Header	*CH12345620060730160000USERID bb ABCD12345620041031121200
Data Group Header	*DH0001 ECC
Component Element	+0001 E ABCD00000014370002 b BOXPCOMTRUCKSYS PLOCB TCOMTRUCK TLOCB A147 bD
Data Group Summary	=DS0001SUM0001
Control Group Summary	=CS1234560001
Trailer	\$0001EOM! Where != hex '9C'

Outbound UMLRC61 TRAIN II message to illustrate component element reporting:	
Message Header	#ABCD bbbb 0001UMLRC610607301425RRDC bbbb /
Control Group Header	*CH12345620060730160000USERID bb ABCD12345620041031121200
Data Group Header	*DH0001 ECC
Component Element	+0001 E ABCD00000014370002 b BOXPCOMTRUCKSYS PLOCB TCOMTRUCK TLOCB A1472006-11-21-08.01.51.000001 bD
Data Group Summary	=DS0001SUM0001
Control Group Summary	=CS1234560001
Trailer	\$0001EOM! Where != hex '9C'

Inbound UMLRE70 TRAIN II message to illustrate component element reporting that encounters error:	
Message Header	#ABCD bbbb 0001UMLRC600607301425RRDC bbbb /
Control Group Header	*CH12345620060730160000USERID bb ABCD12345620041031121200
Data Group Header	*DH0001 ECC
Component Element	+0001 E ABCD00000014370002 b BOXPCOMTRUCKSYS PLOCB TCOMTRUCK TLOCB A1470000000600 bD
Data Group Summary	=DS0001SUM0004
Control Group Summary	=CS1234560001
Trailer	\$0001EOM! Where != hex '9C'

10 Equipment Delete ('ECD')

On both inbound and outbound messages, the equipment delete transaction (ECD) will only contain the equipment ID being deleted. An optional element called delete reason will be allowed.

Format for the UMLRC00 detail record:

+0001**b**ABCD0000000001eeee**b**yyyy

where:

Value	Description	Mandatory/Optional
+	The delimiter to start a detail record	Mandatory
0001	The ELEMENT ID for the equipment ID being updated	Mandatory
b	Blank	Mandatory
ABCD0000000001	The equipment initial and number	Mandatory
eeee	B064 (Delete reason)	Optional
b	blank	Optional
yyyy	Element value for delete reason	Optional

Delete reason: Need valid list of values and capture those in business rule tables.

Umler TRAIN II Messaging Specifications

The following examples illustrate equipment delete with a delete reason:

Inbound UMLRC00 TRAIN II message to delete equipment (with delete reason)	
Message Header	#ABCD bbb 0001 UMLRC00 607301425RRDC bbb /
Control Group Header	*CH12345620060730160000USERID bb
Data Group Header	*DH0001 ECD
Element Detail	+0001 b ABCD0000001437B064 b TEXT
Data Group Summary	=DS0001SUM0001
Control Group Summary	=CS1234560001
Trailer	\$0001EOM! Where != hex '9C'

Outbound UMLRC60 TRAIN II message to delete equipment (with delete reason)	
Message Header	#ABCD bbb 0001 UMLRC60 607301425RRDC bbb /
Control Group Header	*CH12345620060730160000USERID bb ABCD12345620041031121200
Data Group Header	*DH0001 ECD
Element Detail	+0001 b ABCD00000014370002 b BOXCB064 b TEXT
Data Group Summary	=DS0001SUM0001
Control Group Summary	=CS1234560001
Trailer	\$0001EOM! Where != hex '9C'

Outbound UMLRC61 TRAIN II message to delete equipment (with delete reason)	
Message Header	#ABCD bbb 0001 UMLRC61 0607301425RRDC bbb /
Control Group Header	*CH12345620060730160000USERID bb ABCD12345620041031121200
Data Group Header	*DH0001 ECD
Element Detail	+0001 b ABCD00000014370002 b BOXCB0642006-11-21-08.01.51.000001 b TEXT
Data Group Summary	=DS0001SUM0001
Control Group Summary	=CS1234560001
Trailer	\$0001EOM! Where != hex '9C'

Outbound UMLRE70 TRAIN II message to delete equipment (with delete reason)	
Message Header	#ABCD bbb 0001 UMLRE70 607301425RRDC bbb /
Control Group Header	*CH12345620060730160000USERID bb ABCD12345620041031121200
Data Group Header	*DH0001 ECDECD0000001
Element Detail	+0001 b ABCD00000014370002 b BOXCB0640000000100 b TEXT
Data Group Summary	=DS0001SUM0001
Control Group Summary	=CS1234560001
Trailer	\$0001EOM! Where != hex '9C'

Umler TRAIN II Messaging Specifications

The following examples illustrate equipment delete without a delete reason:

Inbound UMLRC00 TRAIN II message to delete equipment (without delete reason)	
Message Header	#ABCD bbbb 0001 UMLRC00 0607301425RRDC bbbb /
Control Group Header	*CH12345620060730160000USERID bb
Data Group Header	*DH0001 ECD
Element Detail	+0001 b ABCD0000001437
Data Group Summary	=DS0001SUM0001
Control Group Summary	=CS1234560001
Trailer	\$0001EOM! Where != hex '9C'

Outbound UMLRC60 TRAIN II message to delete equipment (without delete reason)	
Message Header	#ABCD bbbb 0001 UMLRC60 0607301425RRDC bbbb /
Control Group Header	*CH12345620060730160000USERID bb ABCD12345620041031121200
Data Group Header	*DH0001 ECD
Element Detail	+0001 b ABCD00000014370002 b BOXC
Data Group Summary	=DS0001SUM0001
Control Group Summary	=CS1234560001
Trailer	\$0001EOM! Where != hex '9C'

Outbound UMLRC61 TRAIN II message to delete equipment (without delete reason)	
Message Header	#ABCD bbbb 0001 UMLRC61 0607301425RRDC bbbb /
Control Group Header	*CH12345620060730160000USERID bb ABCD12345620041031121200
Data Group Header	*DH0001 ECD
Element Detail	+0001 b ABCD00000014370002 b BOXC2006-11-21-08.01.51.000001
Data Group Summary	=DS0001SUM0001
Control Group Summary	=CS1234560001
Trailer	\$0001EOM! Where != hex '9C'

Outbound UMLRE70 TRAIN II message to delete equipment (without delete reason)	
Message Header	#ABCD bbbb 0001 UMLRE70 0607301425RRDC bbbb /
Control Group Header	*CH12345620060730160000USERID bb ABCD12345620041031121200
Data Group Header	*DH0001 ECD ECD0000001
Element Detail	+0001 b ABCD00000014370002 b BOXC0000000100
Data Group Summary	=DS0001SUM0001
Control Group Summary	=CS1234560001
Trailer	\$0001EOM! Where != hex '9C'

11 Equipment Add Back

There are two different transaction types to send equipment add back via TRAIN II UMLRC00 message.

Transaction Type	Description
EAB	Add back equipment using only equipment ID and built date that has been previously deleted in Umler. The equipment ID and built date will be used to determine the most recent entry in Umler history to use to add back the transaction with all data in equipment history. The data in equip history contains all elements and values that were present when the equipment was deleted.
EAD	Add back sending all needed elements. Similar to equipment add but use EAD instead to get the same EIN.

The following sections provide examples of the two transaction types.

11.1 Equipment Add Back 'EAB' – Send Only Equipment ID and Built Date

The following examples illustrate equipment add back:

Inbound UMLRC00 TRAIN II message to add back equipment using EAB	
Message Header	#ABCD bbbb 0001UMLRC000607301425RRDC bbbb /
Control Group Header	*CH12345620060730160000USERID bb
Data Group Header	*DH0001 EAB
Element Detail	+0001 b ABCD0000001437BLDT b 19700915
Data Group Summary	=DS0001SUM0001
Control Group Summary	=CS1234560001
Trailer	\$0001EOM! Where ! = hex '9C'

Umler TRAIN II Messaging Specifications

The following example shows the resulting UMLRC60 message sent in response to the UMLRC00 message above if the equipment add back passes all validations.

Outbound UMLRC60 TRAIN II ECA message sent in response to a successful EAB				
Message Header	#RRDCbbb0001UMLRC600607301425RRDCbbb/			
Control Group Header	*CH12345620060730160000USERIDbbABCD12345620041031121200			
Data Group Header	*DH0001ECA			
Element Detail	+0001bABCD00000014370002bBOXCMOWNbABCD			
Element Detail	+0001bABCD00000014370002bBOXCP001b0000000			
Element Detail	+0001bABCD00000014370002bBOXCUMETHL070			
Element Detail	+0001bABCD00000014370002bBOXC0006b12664			
Element Detail	+0001bABCD00000014370002bBOXCPRIDbEFGH0000015233			
Element Detail	+0001bABCD00000014370002bBOXC0007bB			
Element Detail	+0001bABCD00000014370002bBOXC0008b4505			
Element Detail	+0001bABCD00000014370002bBOXC0009b1008			
Element Detail	+0001bABCD00000014370002bBOXC0012b907			
Element Detail	+0001bABCD00000014370002bBOXC0013b1404			
Element Detail	+0001bABCD00000014370002bBOXC0014b0			
Element Detail	+0001bABCD00000014370002bBOXC0020b4006			
Element Detail	+0001bABCD00000014370002bBOXC0021b905			
Element Detail	+0001bABCD00000014370002bBOXC0022b1005			
Element Detail	+0001bABCD00000014370002bBOXC0024b4000			
Element Detail	+0001bABCD00000014370002bBOXC0025b519			
Element Detail	+0001bABCD00000014370002bBOXC0026b113073			
Element Detail	+0001bABCD00000014370002bBOXC0027b177			
Element Detail	+0001bABCD00000014370002bBOXC0032b0			
Element Detail	+0001bABCD00000014370002bBOXC0033bD			
Element Detail	+0001bABCD00000014370002bBOXC0034b1251			
Element Detail	+0001bABCD00000014370002bBOXC0037bU			
Element Detail	+0001bABCD00000014370002bBOXC0042bS			
Element Detail	+0001bABCD00000014370002bBOXC0043bN			
Element Detail	+0001bABCD00000014370002bBOXC0045bU			
Element Detail	+0001bABCD00000014370002bBOXC0048b0			
Element Detail	+0001bABCD00000014370002bBOXC0049b0			
Component Level Add	+0001aABCD00000014370002bBOXCPCOMBASE	PLOC1	TCOMTRUCKSYS	TLOCB
Component Level Add	+0001aABCD00000014370002bBOXCPCOMBASE	PLOC1	TCOMTRUCKSYS	TLOCA
Component Level Add	+0001aABCD00000014370002bBOXCPCOMBASE	PLOC1	TCOMDRAFTSYS	TLOCB
Component Level Add	+0001aABCD00000014370002bBOXCPCOMBASE	PLOC1	TCOMDRAFTSYS	TLOCA
Component Level Add	+0001aABCD00000014370002bBOXCPCOMTRUCKSYS	PLOCB	TCOMTRUCK	TLOCB
Component Level Add	+0001aABCD00000014370002bBOXCPCOMTRUCKSYS	PLOCA	TCOMTRUCK	TLOCA
Component Element	+0001EABCD00000014370002bBOXCPCOMTRUCKSYS A147bD	PLOCB	TCOMTRUCK	TLOCB
Component Element	+0001EABCD00000014370002bBOXCPCOMTRUCKSYS A294b36	PLOCB	TCOMTRUCK	TLOCB
Component Element	+0001EABCD00000014370002bBOXCPCOMTRUCKSYS B026bH	PLOCB	TCOMTRUCK	TLOCB
Component Element	+0001EABCD00000014370002bBOXCPCOMTRUCKSYS B191bR	PLOCB	TCOMTRUCK	TLOCB
Component Element	+0001EABCD00000014370002bBOXCPCOMTRUCKSYS B199bY	PLOCB	TCOMTRUCK	TLOCB
Component Element	+0001EABCD00000014370002bBOXCPCOMTRUCKSYS B252b2	PLOCB	TCOMTRUCK	TLOCB
Component Element	+0001EABCD00000014370002bBOXCPCOMTRUCKSYS A147Bd	PLOCA	TCOMTRUCK	TLOCA
Component Element	+0001EABCD00000014370002bBOXCPCOMTRUCKSYS A294b36	PLOCA	TCOMTRUCK	TLOCA
Component Element	+0001EABCD00000014370002bBOXCPCOMTRUCKSYS B026bH	PLOCA	TCOMTRUCK	TLOCA

Umler TRAIN II Messaging Specifications

Component Element	+0001EABCD00000014370002bBOXCPCOMTRUCKSYS PLOCA TCOMTRUCK TLOCA B191bR
Component Element	+0001EABCD00000014370002bBOXCPCOMTRUCKSYS PLOCA TCOMTRUCK TLOCA B199bY
Component Element	+0001EABCD00000014370002bBOXCPCOMTRUCKSYS PLOCA TCOMTRUCK TLOCA B252b2
Component Element	+0001EABCD00000014370002bBOXCPCOMBASE PLOC1 TCOMDRAFTSYS TLOCB AO57bSBE45F
Component Element	+0001EABCD00000014370002bBOXCPCOMBASE PLOC1 TCOMDRAFTSYS TLOCB B058bM
Component Element	+0001EABCD00000014370002bBOXCPCOMBASE PLOC1 TCOMDRAFTSYS TLOCB B073bS
Component Element	+0001EABCD00000014370002bBOXCPCOMBASE PLOC1 TCOMDRAFTSYS TLOCB B061b10
Component Element	+0001EABCD00000014370002bBOXCPCOMBASE PLOC1 TCOMDRAFTSYS TLOCA AO57bSBE45F
Component Element	+0001EABCD00000014370002bBOXCPCOMBASE PLOC1 TCOMDRAFTSYS TLOCA B058bM
Component Element	+0001EABCD00000014370002bBOXCPCOMBASE PLOC1 TCOMDRAFTSYS TLOCA B073bS
Component Element	+0001EABCD00000014370002bBOXCPCOMBASE PLOC1 TCOMDRAFTSYS TLOCA B061b10
Data Group Summary	=DS0001SUM0053
Control Group Summary	=CS1234560001
Trailer	\$0001EOM! Where ! = hex '9C'

Any inspections reported against the car will be carried forward and sent on TRAIN II messages.

Outbound UMLRC60 TRAIN II ABT message	
Message Header	#RRDCbbb0001UMLRC600607301425RRDCbbb/
Control Group Header	*CH12345620060730160000USERIDbbABCD12345620041031121200
Data Group Header	*DH0001ABT
Element Detail	+0001bABCD00000014370002bBOXCREPTbABCD
Element Detail	+0001bABCD00000014370002bBOXCPERFbABCD
Element Detail	+0001bABCD00000014370002bBOXCSPLCb411657000
Element Detail	+0001bABCD00000014370002bBOXCDTDNb20051101
Data Group Summary	=DS0001SUM0004
Control Group Summary	=CS1234560001
Trailer	\$0001EOM! Where ! = hex '9C'

Outbound UMLRC61 TRAIN II DLI message	
Message Header	#RRDCbbb0001UMLRC600607301425RRDCbbb/
Control Group Header	*CH12345620060730160000USERIDbbABCD12345620041031121200
Data Group Header	*DH0001DLI
Element Detail	+0001bABCD00000014370002bBOXCREPTbABCD
Element Detail	+0001bABCD00000014370002bBOXCPERFbABCD
Element Detail	+0001bABCD00000014370002bBOXCSPLCb411657000
Element Detail	+0001bABCD00000014370002bBOXCDTDNb20051101
Data Group Summary	=DS0001SUM0004
Control Group Summary	=CS1234560001
Trailer	\$0001EOM! Where ! = hex '9C'

Umler TRAIN II Messaging Specifications

The following example shows the resulting UMLRC61 message sent in response to the UMLRC00 message above if the equipment add back passes all validations.

Outbound UMLRC61 TRAIN II ECA message sent in response to a successful EAB						
Message Header	#RRDC bbb 0001 UMLRC61 0607301425RRDC bbb /					
Control Group Header	*CH12345620060730160000USERID bb ABCD12345620041031121200					
Data Group Header	*DH0001 ECA					
Element Detail	+0001	ABCD 00000014370002 b BOXCMOWN	2006-11-21-08.01.51.000001	b ABCD		
Element Detail	+0001	ABCD 00000014370002 b BOXCP001	2006-11-21-08.01.51.000001	b 0000000		
Element Detail	+0001	ABCD 00000014370002 b BOXCUMET	2006-11-21-08.01.51.000001	b L070		
Element Detail	+0001	ABCD 00000014370002 b BOXC00062	2006-11-21-08.01.51.000001	b 12664		
Element Detail	+0001	ABCD 00000014370002 b BOXCPRID	2006-11-21-08.01.51.000001	b EFGH0000015233		
Element Detail	+0001	ABCD 00000014370002 b BOXC00072	2006-11-21-08.01.51.000001	b B		
Element Detail	+0001	ABCD 00000014370002 b BOXC00082	2006-11-21-08.01.51.000001	b 4505		
Element Detail	+0001	ABCD 00000014370002 b BOXC00092	2006-11-21-08.01.51.000001	b 1008		
Element Detail	+0001	ABCD 00000014370002 b BOXC00122	2006-11-21-08.01.51.000001	b 907		
Element Detail	+0001	ABCD 00000014370002 b BOXC00132	2006-11-21-08.01.51.000001	b 1404		
Element Detail	+0001	ABCD 00000014370002 b BOXC00142	2006-11-21-08.01.51.000001	b 0		
Element Detail	+0001	ABCD 00000014370002 b BOXC00202	2006-11-21-08.01.51.000001	b 4006		
Element Detail	+0001	ABCD 00000014370002 b BOXC00212	2006-11-21-08.01.51.000001	b 905		
Element Detail	+0001	ABCD 00000014370002 b BOXC00222	2006-11-21-08.01.51.000001	b 1005		
Element Detail	+0001	ABCD 00000014370002 b BOXC00242	2006-11-21-08.01.51.000001	b 4000		
Element Detail	+0001	ABCD 00000014370002 b BOXC00252	2006-11-21-08.01.51.000001	b 519		
Element Detail	+0001	ABCD 00000014370002 b BOXC00262	2006-11-21-08.01.51.000001	b 113073		
Element Detail	+0001	ABCD 00000014370002 b BOXC00272	2006-11-21-08.01.51.000001	b 177		
Element Detail	+0001	ABCD 00000014370002 b BOXC00322	2006-11-21-08.01.51.000001	b 0		
Element Detail	+0001	ABCD 00000014370002 b BOXC00332	2006-11-21-08.01.51.000001	b D		
Element Detail	+0001	ABCD 00000014370002 b BOXC00342	2006-11-21-08.01.51.000001	b 1251		
Element Detail	+0001	ABCD 00000014370002 b BOXC00372	2006-11-21-08.01.51.000001	b U		
Element Detail	+0001	ABCD 00000014370002 b BOXC00422	2006-11-21-08.01.51.000001	b S		
Element Detail	+0001	ABCD 00000014370002 b BOXC00432	2006-11-21-08.01.51.000001	b N		
Element Detail	+0001	ABCD 00000014370002 b BOXC00452	2006-11-21-08.01.51.000001	b U		
Element Detail	+0001	ABCD 00000014370002 b BOXC00482	2006-11-21-08.01.51.000001	b 0		
Element Detail	+0001	ABCD 00000014370002 b BOXC00492	2006-11-21-08.01.51.000001	b 0		
Component Level Add	+0001	ABCD 00000014370002 b BOXPCOMBASE	PLOC1	TCOMTRUCKSYS	TLOCB	2006-11-21-08.01.51.000001
Component Level Add	+0001	ABCD 00000014370002 b BOXPCOMBASE	PLOC1	TCOMTRUCKSYS	TLOCA	2006-11-21-08.01.51.000001
Component Level Add	+0001	ABCD 00000014370002 b BOXPCOMBASE	PLOC1	TCOMDRAFTSYS	TLOCB	2006-11-21-08.01.51.000001
Component Level Add	+0001	ABCD 00000014370002 b BOXPCOMBASE	PLOC1	TCOMDRAFTSYS	TLOCA	2006-11-21-08.01.51.000001
Component Level Add	+0001	ABCD 00000014370002 b BOXPCOMTRUCKSYS	PLOCB	TCOMTRUCK	TLOCB	2006-11-21-08.01.51.000001
Component Level Add	+0001	ABCD 00000014370002 b BOXPCOMTRUCKSYS	PLOCA	TCOMTRUCK	TLOCA	2006-11-21-08.01.51.000001
Component Element	+0001	ABCD 00000014370002 b BOXPCOMTRUCKSYS	PLOCB	TCOMTRUCK	TLOCB	A1472006-11-21-08.01.51.000001 b D
Component Element	+0001	ABCD 00000014370002 b BOXPCOMTRUCKSYS	PLOCB	TCOMTRUCK	TLOCB	A2942006-11-21-08.01.51.000001 b 36
Component Element	+0001	ABCD 00000014370002 b BOXPCOMTRUCKSYS	PLOCB	TCOMTRUCK	TLOCB	B0262006-11-21-08.01.51.000001 b H
Component Element	+0001	ABCD 00000014370002 b BOXPCOMTRUCKSYS	PLOCB	TCOMTRUCK	TLOCB	B1912006-11-21-08.01.51.000001 b R
Component Element	+0001	ABCD 00000014370002 b BOXPCOMTRUCKSYS	PLOCB	TCOMTRUCK	TLOCB	B1992006-11-21-08.01.51.000001 b Y
Component Element	+0001	ABCD 00000014370002 b BOXPCOMTRUCKSYS	PLOCB	TCOMTRUCK	TLOCB	B2522006-11-21-08.01.51.000001 b 2
Component Element	+0001	ABCD 00000014370002 b BOXPCOMTRUCKSYS	PLOCA	TCOMTRUCK	TLOCA	A1472006-11-21-08.01.51.000001 B d

Umler TRAIN II Messaging Specifications

Component Element	+0001EABCD00000014370002bBOXCPCTRUCKSYS PLOCA TCOMTRUCK TLOCA A2942006-11-21-08.01.51.000001b36
Component Element	+0001EABCD00000014370002bBOXCPCTRUCKSYS PLOCA TCOMTRUCK TLOCA B0262006-11-21-08.01.51.000001bH
Component Element	+0001EABCD00000014370002bBOXCPCTRUCKSYS PLOCA TCOMTRUCK TLOCA B1912006-11-21-08.01.51.000001bR
Component Element	+0001EABCD00000014370002bBOXCPCTRUCKSYS PLOCA TCOMTRUCK TLOCA B1992006-11-21-08.01.51.000001bY
Component Element	+0001EABCD00000014370002bBOXCPCTRUCKSYS PLOCA TCOMTRUCK TLOCA B2522006-11-21-08.01.51.000001b2
Component Element	+0001EABCD00000014370002bBOXCPCOMBASE PLOC1 TCOMDRAFTSYS TLOCB AO572006-11-21-08.01.51.000001bSBE45F
Component Element	+0001EABCD00000014370002bBOXCPCOMBASE PLOC1 TCOMDRAFTSYS TLOCB B0582006-11-21-08.01.51.000001bM
Component Element	+0001EABCD00000014370002bBOXCPCOMBASE PLOC1 TCOMDRAFTSYS TLOCB B0732006-11-21-08.01.51.000001bS
Component Element	+0001EABCD00000014370002bBOXCPCOMBASE PLOC1 TCOMDRAFTSYS TLOCB B0612006-11-21-08.01.51.000001b10
Component Element	+0001EABCD00000014370002bBOXCPCOMBASE PLOC1 TCOMDRAFTSYS TLOCA AO572006-11-21-08.01.51.000001bSBE45F
Component Element	+0001EABCD00000014370002bBOXCPCOMBASE PLOC1 TCOMDRAFTSYS TLOCA B0582006-11-21-08.01.51.000001bM
Component Element	+0001EABCD00000014370002bBOXCPCOMBASE PLOC1 TCOMDRAFTSYS TLOCA B0732006-11-21-08.01.51.000001bS
Component Element	+0001EABCD00000014370002bBOXCPCOMBASE PLOC1 TCOMDRAFTSYS TLOCA B0612006-11-21-08.01.51.000001b10
Data Group Summary	=DS0001SUM0053
Control Group Summary	=CS1234560001
Trailer	\$0001EOM! Where ! = hex '9C'

Umler TRAIN II Messaging Specifications

Any inspections reported against the car will be carried forward and sent on TRAIN II messages.

Outbound UMLRC61 ABT TRAIN II message	
Message Header	#RRDCbbb0001UMLRC610607301425RRDCbbb/
Control Group Header	*CH12345620060730160000USERIDbbABCD12345620041031121200
Data Group Header	*DH0001ABT
Element Detail	+0001bABCD00000014370002bBOXCREPT2006-11-21-08.01.51.000001bABCD
Element Detail	+0001bABCD00000014370002bBOXCPERF2006-11-21-08.01.51.000001bABCD
Element Detail	+0001bABCD00000014370002bBOXCSPLC2006-11-21-08.01.51.000001b411657000
Element Detail	+0001bABCD00000014370002bBOXCDTDN2006-11-21-08.01.51.000001b20051101
Data Group Summary	=DS0001SUM0004
Control Group Summary	=CS1234560001
Trailer	\$0001EOM! Where ! = hex '9C'

Outbound UMLRC61 DLI TRAIN II message	
Message Header	#RRDCbbb0001UMLRC610607301425RRDCbbb/
Control Group Header	*CH12345620060730160000USERIDbbABCD12345620041031121200
Data Group Header	*DH0001DLI
Element Detail	+0001bABCD00000014370002bBOXCREPT2006-11-21-08.01.51.000001bABCD
Element Detail	+0001bABCD00000014370002bBOXCPERF2006-11-21-08.01.51.000001bABCD
Element Detail	+0001bABCD00000014370002bBOXCSPLC2006-11-21-08.01.51.000001b411657000
Element Detail	+0001bABCD00000014370002bBOXCDTDN2006-11-21-08.01.51.000001b20051101
Data Group Summary	=DS0001SUM0004
Control Group Summary	=CS1234560001
Trailer	\$0001EOM! Where ! = hex '9C'

Umler TRAIN II Messaging Specifications

The following examples shows the resulting UMLRE70 messages sent in response to the UMLRC00 message above that encounters an error. Note that even though only the built date was sent in all elements in equipment history will be returned. The receiver of this message can correct the data and send back as an EAD – full equipment add back.

Outbound UMLRE70 TRAIN II EAB response message			
Message Header	#RRDC	bbbb0001UMLRE700607301425RRDC	bbbb/
Control Group Header	*CH12345620060730160000	USERID	bbABCD12345620041031121200
Data Group Header	*DH0001	EABEAB0000001	
Element Detail	+0001	ABCD00000014370002	bBOXCMOWN0000000800bABCD
Element Detail	+0001	ABCD00000014370002	bBOXCP001000000000b0000000
Element Detail	+0001	ABCD00000014370002	bBOXCUMET0000000000bL070
Element Detail	+0001	ABCD00000014370002	bBOXC00060000000000b12664
Element Detail	+0001	ABCD00000014370002	bBOXCPRID0000000000bEFGH0000015233
Element Detail	+0001	ABCD00000014370002	bBOXC00070000000000bB
Element Detail	+0001	ABCD00000014370002	bBOXC00080000000000b4505
Element Detail	+0001	ABCD00000014370002	bBOXC00090000000000b1008
Element Detail	+0001	ABCD00000014370002	bBOXC00120000000000b907
Element Detail	+0001	ABCD00000014370002	bBOXC00130000000000b1404
Element Detail	+0001	ABCD00000014370002	bBOXC00140000000000b0
Element Detail	+0001	ABCD00000014370002	bBOXC00200000000000b4006
Element Detail	+0001	ABCD00000014370002	bBOXC00210000000000b905
Element Detail	+0001	ABCD00000014370002	bBOXC00220000000000b1005
Element Detail	+0001	ABCD00000014370002	bBOXC00240000000000b4000
Element Detail	+0001	ABCD00000014370002	bBOXC00250000000000b519
Element Detail	+0001	ABCD00000014370002	bBOXC00260000000000b113073
Element Detail	+0001	ABCD00000014370002	bBOXC00270000000000b177
Element Detail	+0001	ABCD00000014370002	bBOXC00320000000000b0
Element Detail	+0001	ABCD00000014370002	bBOXC00330000000000bD
Element Detail	+0001	ABCD00000014370002	bBOXC00340000000000b1251
Element Detail	+0001	ABCD00000014370002	bBOXC00370000000000bU
Element Detail	+0001	ABCD00000014370002	bBOXC00420000000000bS
Element Detail	+0001	ABCD00000014370002	bBOXC00430000000000bN
Element Detail	+0001	ABCD00000014370002	bBOXC00450000000000bU
Element Detail	+0001	ABCD00000014370002	bBOXC00480000000000b0
Element Detail	+0001	ABCD00000014370002	bBOXC00490000000000b0
Component Level Add	+0001	ABCD00000014370002	bBOXPCOMBASE PLOC1 TCOMTRUCKSYS TLOCB 0000000000
Component Level Add	+0001	ABCD00000014370002	bBOXPCOMBASE PLOC1 TCOMTRUCKSYS TLOCA 0000000000
Component Level Add	+0001	ABCD00000014370002	bBOXPCOMBASE PLOC1 TCOMDRAFTSYS TLOCB 0000000000
Component Level Add	+0001	ABCD00000014370002	bBOXPCOMBASE PLOC1 TCOMDRAFTSYS TLOCA 0000000000
Component Level Add	+0001	ABCD00000014370002	bBOXPCOMTRUCKSYS PLOCB TCOMTRUCK TLOCB 0000000000
Component Level Add	+0001	ABCD00000014370002	bBOXPCOMTRUCKSYS PLOCA TCOMTRUCK TLOCA 0000000000
Component Element	+0001	ABCD00000014370002	bBOXPCOMTRUCKSYS PLOCB TCOMTRUCK TLOCB A1470000000000bD
Component Element	+0001	ABCD00000014370002	bBOXPCOMTRUCKSYS PLOCB TCOMTRUCK TLOCB A2940000000000b36
Component Element	+0001	ABCD00000014370002	bBOXPCOMTRUCKSYS PLOCB TCOMTRUCK TLOCB B0260000000000bH
Component Element	+0001	ABCD00000014370002	bBOXPCOMTRUCKSYS PLOCB TCOMTRUCK TLOCB B1910000000000bR
Component Element	+0001	ABCD00000014370002	bBOXPCOMTRUCKSYS PLOCB TCOMTRUCK TLOCB B1990000000000bY
Component Element	+0001	ABCD00000014370002	bBOXPCOMTRUCKSYS PLOCB TCOMTRUCK TLOCB B2520000000000b2

Umler TRAIN II Messaging Specifications

Component Element	+0001EABCD00000014370002bBOXCPCOMTRUCKSYS PLOCA TCOMTRUCK TLOCA A1470000000000bBd
Component Element	+0001EABCD00000014370002bBOXCPCOMTRUCKSYS PLOCA TCOMTRUCK TLOCA A2940000000000bB36
Component Element	+0001EABCD00000014370002bBOXCPCOMTRUCKSYS PLOCA TCOMTRUCK TLOCA B0260000000000bBH
Component Element	+0001EABCD00000014370002bBOXCPCOMTRUCKSYS PLOCA TCOMTRUCK TLOCA B1910000000000bBR
Component Element	+0001EABCD00000014370002bBOXCPCOMTRUCKSYS PLOCA TCOMTRUCK TLOCA B1990000000000bBY
Component Element	+0001EABCD00000014370002bBOXCPCOMTRUCKSYS PLOCA TCOMTRUCK TLOCA B2520000000000bB2
Component Element	+0001EABCD00000014370002bBOXCPCOMBASE PLOC1 TCOMDRAFTSYS TLOCB AO570000000000bSBE45F
Component Element	+0001EABCD00000014370002bBOXCPCOMBASE PLOC1 TCOMDRAFTSYS TLOCB B0580000000000bBM
Component Element	+0001EABCD00000014370002bBOXCPCOMBASE PLOC1 TCOMDRAFTSYS TLOCB B0730000000000bBS
Component Element	+0001EABCD00000014370002bBOXCPCOMBASE PLOC1 TCOMDRAFTSYS TLOCB B0610000000000bB10
Component Element	+0001EABCD00000014370002bBOXCPCOMBASE PLOC1 TCOMDRAFTSYS TLOCA AO570000000000bSBE45F
Component Element	+0001EABCD00000014370002bBOXCPCOMBASE PLOC1 TCOMDRAFTSYS TLOCA B0580000000000bBM
Component Element	+0001EABCD00000014370002bBOXCPCOMBASE PLOC1 TCOMDRAFTSYS TLOCA B0730000000000bBS
Component Element	+0001EABCD00000014370002bBOXCPCOMBASE PLOC1 TCOMDRAFTSYS TLOCA B0610000000000bB10
Data Group Summary	=DS0001SUM0053
Control Group Summary	=CS1234560002
Trailer	\$0001EOM! Where ! = hex '9C'

Umler TRAIN II Messaging Specifications

11.2 Equipment Add Back 'EAD' – Send All Elements Similar to ECA

The following examples illustrate equipment add back 'EAD':

Inbound UMLRC00 TRAIN II message created when equipment is added back to Umler:						
Message Header	#RRDC bbbb 0001UMLRC000607301425RRDC bbbb /					
Control Group Header	*CH12345620060730160000USERID bb					
Data Group Header	*DH0001 EAD					
Element Detail	+0001 b ABCD0000001437MOWN b ABCD					
Element Detail	+0001 b ABCD0000001437P001 b 0000000					
Element Detail	+0001 b ABCD0000001437UMET b L070					
Element Detail	+0001 b ABCD00000014370006 b 12664					
Element Detail	+0001 b ABCD0000001437PRID b EFGH0000015233					
Element Detail	+0001 b ABCD00000014370007 b B					
Element Detail	+0001 b ABCD00000014370008 b 4505					
Element Detail	+0001 b ABCD00000014370009 b 1008					
Element Detail	+0001 b ABCD00000014370012 b 907					
Element Detail	+0001 b ABCD00000014370013 b 1404					
Element Detail	+0001 b ABCD00000014370014 b 0					
Element Detail	+0001 b ABCD00000014370020 b 4006					
Element Detail	+0001 b ABCD00000014370021 b 905					
Element Detail	+0001 b ABCD00000014370022 b 1005					
Element Detail	+0001 b ABCD00000014370024 b 4000					
Element Detail	+0001 b ABCD00000014370025 b 519					
Element Detail	+0001 b ABCD00000014370026 b 113073					
Element Detail	+0001 b ABCD00000014370027 b 177					
Element Detail	+0001 b ABCD00000014370032 b 0					
Element Detail	+0001 b ABCD00000014370033 b D					
Element Detail	+0001 b ABCD00000014370034 b 1251					
Element Detail	+0001 b ABCD00000014370037 b U					
Element Detail	+0001 b ABCD00000014370042 b S					
Element Detail	+0001 b ABCD00000014370043 b N					
Element Detail	+0001 b ABCD00000014370045 b U					
Element Detail	+0001 b ABCD00000014370048 b 0					
Element Detail	+0001 b ABCD00000014370049 b 0					
Component Level Add	+0001 A ABCD0000001437PCOMBASE	PLOC1	TCOMTRUCKSYS	TLOCB		
Component Level Add	+0001 A ABCD0000001437PCOMBASE	PLOC1	TCOMTRUCKSYS	TLOCA		
Component Level Add	+0001 A ABCD0000001437PCOMBASE	PLOC1	TCOMDRAFTSYS	TLOCB		
Component Level Add	+0001 A ABCD0000001437PCOMBASE	PLOC1	TCOMDRAFTSYS	TLOCA		
Component Level Add	+0001 A ABCD0000001437PCOMTRUCKSYS	PLOCB	TCOMTRUCK	TLOCB		
Component Level Add	+0001 A ABCD0000001437PCOMTRUCKSYS	PLOCA	TCOMTRUCK	TLOCA		
Component Element	+0001 E ABCD0000001437PCOMTRUCKSYS	PLOCB	TCOMTRUCK	TLOCB	A147 b D	
Component Element	+0001 E ABCD0000001437PCOMTRUCKSYS	PLOCB	TCOMTRUCK	TLOCB	A294 b 36	
Component Element	+0001 E ABCD0000001437PCOMTRUCKSYS	PLOCB	TCOMTRUCK	TLOCB	B026 b H	
Component Element	+0001 E ABCD0000001437PCOMTRUCKSYS	PLOCB	TCOMTRUCK	TLOCB	B191 b R	
Component Element	+0001 E ABCD0000001437PCOMTRUCKSYS	PLOCB	TCOMTRUCK	TLOCB	B199 b Y	
Component Element	+0001 E ABCD0000001437PCOMTRUCKSYS	PLOCB	TCOMTRUCK	TLOCB	B252 b 2	
Component Element	+0001 E ABCD0000001437PCOMTRUCKSYS	PLOCA	TCOMTRUCK	TLOCA	A147 B d	
Component Element	+0001 E ABCD0000001437PCOMTRUCKSYS	PLOCA	TCOMTRUCK	TLOCA	A294 B 36	
Component Element	+0001 E ABCD0000001437PCOMTRUCKSYS	PLOCA	TCOMTRUCK	TLOCA	B026 B H	
Component Element	+0001 E ABCD0000001437PCOMTRUCKSYS	PLOCA	TCOMTRUCK	TLOCA	B191 B R	
Component Element	+0001 E ABCD0000001437PCOMTRUCKSYS	PLOCA	TCOMTRUCK	TLOCA	B199 B Y	
Component Element	+0001 E ABCD0000001437PCOMTRUCKSYS	PLOCA	TCOMTRUCK	TLOCA	B252 B 2	
Component Element	+0001 E ABCD0000001437PCOMBASE	PLOC1	TCOMDRAFTSYS	TLOCB	A057 b SBE45F	
Component Element	+0001 E ABCD0000001437PCOMBASE	PLOC1	TCOMDRAFTSYS	TLOCB	B058 b M	
Component Element	+0001 E ABCD0000001437PCOMBASE	PLOC1	TCOMDRAFTSYS	TLOCB	B073 b S	
Component Element	+0001 E ABCD0000001437PCOMBASE	PLOC1	TCOMDRAFTSYS	TLOCB	B061 b 10	
Component Element	+0001 E ABCD0000001437PCOMBASE	PLOC1	TCOMDRAFTSYS	TLOCA	A057 b SBE45F	
Component Element	+0001 E ABCD0000001437PCOMBASE	PLOC1	TCOMDRAFTSYS	TLOCA	B058 B M	

Umler TRAIN II Messaging Specifications

Component Element	+0001EABCD0000001437PCOMBASE	PLOC1	TCOMDRAFTSYS	TLOCA	B073bS
Component Element	+0001EABCD0000001437PCOMBASE	PLOC1	TCOMDRAFTSYS	TLOCA	B061b10
Data Group Summary	=DS0001SUM0053				
Data Group Header	*DH0002 ABT				
Element Detail	+0001bABCD0000001437REPTbABCD				
Element Detail	+0001bABCD0000001437PERFbABCD				
Element Detail	+0001bABCD0000001437SPLCb411657000				
Element Detail	+0001bABCD0000001437DTDNb20051101				
Data Group Summary	=DS0002SUM0004				
Data Group Header	*DH0003 DLI				
Element Detail	+0001bABCD0000001437REPTbABCD				
Element Detail	+0001bABCD0000001437PERFbABCD				
Element Detail	+0001bABCD0000001437SPLCb411657000				
Element Detail	+0001bABCD0000001437DTDNb20051101				
Data Group Summary	=DS0003SUM0004				
Control Group Summary	=CS1234560003				
Trailer	\$0001EOM! Where ! = hex '9C'				

Umler TRAIN II Messaging Specifications

The following example shows the resulting UMLRC60 message sent in response to the UMLRC00 message above if the equipment add back passes all validations.

Outbound UMLRC60 TRAIN II ECA message sent in response to a successful EAD			
Message Header	#RRDC bbb 0001UMLRC600607301425RRDC bbb /		
Control Group Header	*CH12345620060730160000USERID bb ABCD12345620041031121200		
Data Group Header	*DH0001 ECA		
Element Detail	+0001 ABCD 00000014370002 BOXCMOWN ABCD		
Element Detail	+0001 ABCD 00000014370002 BOXCP001 00000000		
Element Detail	+0001 ABCD 00000014370002 BOXCUMETH L070		
Element Detail	+0001 ABCD 00000014370002 BOXC0006 12664		
Element Detail	+0001 ABCD 00000014370002 BOXCPRID BEFGH0000015233		
Element Detail	+0001 ABCD 00000014370002 BOXC0007 B		
Element Detail	+0001 ABCD 00000014370002 BOXC0008 4505		
Element Detail	+0001 ABCD 00000014370002 BOXC0009 11008		
Element Detail	+0001 ABCD 00000014370002 BOXC0012 1907		
Element Detail	+0001 ABCD 00000014370002 BOXC0013 1404		
Element Detail	+0001 ABCD 00000014370002 BOXC0014 0		
Element Detail	+0001 ABCD 00000014370002 BOXC0020 4006		
Element Detail	+0001 ABCD 00000014370002 BOXC0021 905		
Element Detail	+0001 ABCD 00000014370002 BOXC0022 11005		
Element Detail	+0001 ABCD 00000014370002 BOXC0024 4000		
Element Detail	+0001 ABCD 00000014370002 BOXC0025 519		
Element Detail	+0001 ABCD 00000014370002 BOXC0026 113073		
Element Detail	+0001 ABCD 00000014370002 BOXC0027 177		
Element Detail	+0001 ABCD 00000014370002 BOXC0032 0		
Element Detail	+0001 ABCD 00000014370002 BOXC0033 D		
Element Detail	+0001 ABCD 00000014370002 BOXC0034 1251		
Element Detail	+0001 ABCD 00000014370002 BOXC0037 U		
Element Detail	+0001 ABCD 00000014370002 BOXC0042 S		
Element Detail	+0001 ABCD 00000014370002 BOXC0043 N		
Element Detail	+0001 ABCD 00000014370002 BOXC0045 U		
Element Detail	+0001 ABCD 00000014370002 BOXC0048 0		
Element Detail	+0001 ABCD 00000014370002 BOXC0049 0		
Component Level Add	+0001 ABCD 00000014370002 BOXCP COMBASE	PLOC1	TCOMTRUCKSYS TLOCB
Component Level Add	+0001 ABCD 00000014370002 BOXCP COMBASE	PLOC1	TCOMTRUCKSYS TLOCA
Component Level Add	+0001 ABCD 00000014370002 BOXCP COMBASE	PLOC1	TCOMDRAFTSYS TLOCB
Component Level Add	+0001 ABCD 00000014370002 BOXCP COMBASE	PLOC1	TCOMDRAFTSYS TLOCA
Component Level Add	+0001 ABCD 00000014370002 BOXCP COMTRUCKSYS	PLOCB	TCOMTRUCK TLOCB
Component Level Add	+0001 ABCD 00000014370002 BOXCP COMTRUCKSYS	PLOCA	TCOMTRUCK TLOCA
Component Element	+0001 ABCD 00000014370002 BOXCP COMTRUCKSYS	PLOCB	TCOMTRUCK TLOCB
	A147 D		
Component Element	+0001 ABCD 00000014370002 BOXCP COMTRUCKSYS	PLOCB	TCOMTRUCK TLOCB
	A294 B36		
Component Element	+0001 ABCD 00000014370002 BOXCP COMTRUCKSYS	PLOCB	TCOMTRUCK TLOCB
	B026 BH		
Component Element	+0001 ABCD 00000014370002 BOXCP COMTRUCKSYS	PLOCB	TCOMTRUCK TLOCB
	B191 B		
Component Element	+0001 ABCD 00000014370002 BOXCP COMTRUCKSYS	PLOCB	TCOMTRUCK TLOCB
	B199 B		
Component Element	+0001 ABCD 00000014370002 BOXCP COMTRUCKSYS	PLOCB	TCOMTRUCK TLOCB
	B252 B		
Component Element	+0001 ABCD 00000014370002 BOXCP COMTRUCKSYS	PLOCA	TCOMTRUCK TLOCA
	A147 Bd		
Component Element	+0001 ABCD 00000014370002 BOXCP COMTRUCKSYS	PLOCA	TCOMTRUCK TLOCA
	A294 B36		
Component Element	+0001 ABCD 00000014370002 BOXCP COMTRUCKSYS	PLOCA	TCOMTRUCK TLOCA
	B026 BH		

Umler TRAIN II Messaging Specifications

Component Element	+0001EABCD00000014370002bBOXCPCOMTRUCKSYS PLOCA TCOMTRUCK TLOCA B191bR
Component Element	+0001EABCD00000014370002bBOXCPCOMTRUCKSYS PLOCA TCOMTRUCK TLOCA B199bY
Component Element	+0001EABCD00000014370002bBOXCPCOMTRUCKSYS PLOCA TCOMTRUCK TLOCA B252b2
Component Element	+0001EABCD00000014370002bBOXCPCOMBASE PLOC1 TCOMDRAFTSYS TLOCB AO57bSBE45F
Component Element	+0001EABCD00000014370002bBOXCPCOMBASE PLOC1 TCOMDRAFTSYS TLOCB B058bM
Component Element	+0001EABCD00000014370002bBOXCPCOMBASE PLOC1 TCOMDRAFTSYS TLOCB B073bS
Component Element	+0001EABCD00000014370002bBOXCPCOMBASE PLOC1 TCOMDRAFTSYS TLOCB B061b10
Component Element	+0001EABCD00000014370002bBOXCPCOMBASE PLOC1 TCOMDRAFTSYS TLOCA AO57bSBE45F
Component Element	+0001EABCD00000014370002bBOXCPCOMBASE PLOC1 TCOMDRAFTSYS TLOCA B058bM
Component Element	+0001EABCD00000014370002bBOXCPCOMBASE PLOC1 TCOMDRAFTSYS TLOCA B073bS
Component Element	+0001EABCD00000014370002bBOXCPCOMBASE PLOC1 TCOMDRAFTSYS TLOCA B061b10
Data Group Summary	=DS0001SUM0053
Control Group Summary	=CS1234560001
Trailer	\$0001EOM! Where ! = hex '9C'

Any inspections reported against the car will be carried forward and sent on TRAIN II messages.

Outbound UMLRC60 TRAIN II ABT message	
Message Header	#RRDCbbb0001UMLRC600607301425RRDCbbb/
Control Group Header	*CH12345620060730160000USERIDbbABCD12345620041031121200
Data Group Header	*DH0001ABT
Element Detail	+0001bABCD00000014370002bBOXCREPTbABCD
Element Detail	+0001bABCD00000014370002bBOXCPERFbABCD
Element Detail	+0001bABCD00000014370002bBOXCSPLCb411657000
Element Detail	+0001bABCD00000014370002bBOXCDTDNb20051101
Data Group Summary	=DS0001SUM0004
Control Group Summary	=CS1234560001
Trailer	\$0001EOM! Where ! = hex '9C'

Umler TRAIN II Messaging Specifications

Outbound UMLRC61 TRAIN II DLI message	
Message Header	#RRDCbbb0001UMLRC600607301425RRDCbbb/
Control Group Header	*CH12345620060730160000USERIDbbABCD12345620041031121200
Data Group Header	*DH0001DLI
Element Detail	+0001bABCD00000014370002bBOXCREPtbABCD
Element Detail	+0001bABCD00000014370002bBOXCPERFbABCD
Element Detail	+0001bABCD00000014370002bBOXCSPLCb411657000
Element Detail	+0001bABCD00000014370002bBOXCDTDNb20051101
Data Group Summary	=DS0001SUM0004
Control Group Summary	=CS1234560001
Trailer	\$0001EOM! Where ! = hex '9C'

The following example shows the resulting UMLRC61 message sent in response to the UMLRC00 message above if the equipment add back passes all validations.

Outbound UMLRC61 TRAIN II ECA message sent in response to a successful EAD message	
Message Header	#RRDCbbb0001UMLRC610607301425RRDCbbb/
Control Group Header	*CH12345620060730160000USERIDbbABCD12345620041031121200
Data Group Header	*DH0001ECA
Element Detail	+0001bABCD00000014370002bBOXCMOWN2006-11-21-08.01.51.000001bABCD
Element Detail	+0001bABCD00000014370002bBOXCP0012006-11-21-08.01.51.000001b00000000
Element Detail	+0001bABCD00000014370002bBOXCUMET2006-11-21-08.01.51.000001bL070
Element Detail	+0001bABCD00000014370002bBOXC00062006-11-21-08.01.51.000001b12664
Element Detail	+0001bABCD00000014370002bBOXCPRID2006-11-21-08.01.51.000001bEFGH0000015233
Element Detail	+0001bABCD00000014370002bBOXC00072006-11-21-08.01.51.000001bB
Element Detail	+0001bABCD00000014370002bBOXC00082006-11-21-08.01.51.000001b4505
Element Detail	+0001bABCD00000014370002bBOXC00092006-11-21-08.01.51.000001b1008
Element Detail	+0001bABCD00000014370002bBOXC00122006-11-21-08.01.51.000001b907
Element Detail	+0001bABCD00000014370002bBOXC00132006-11-21-08.01.51.000001b1404
Element Detail	+0001bABCD00000014370002bBOXC00142006-11-21-08.01.51.000001b0
Element Detail	+0001bABCD00000014370002bBOXC00202006-11-21-08.01.51.000001b4006
Element Detail	+0001bABCD00000014370002bBOXC00212006-11-21-08.01.51.000001b905
Element Detail	+0001bABCD00000014370002bBOXC00222006-11-21-08.01.51.000001b1005
Element Detail	+0001bABCD00000014370002bBOXC00242006-11-21-08.01.51.000001b4000
Element Detail	+0001bABCD00000014370002bBOXC00252006-11-21-08.01.51.000001b519
Element Detail	+0001bABCD00000014370002bBOXC00262006-11-21-08.01.51.000001b113073
Element Detail	+0001bABCD00000014370002bBOXC00272006-11-21-08.01.51.000001b177
Element Detail	+0001bABCD00000014370002bBOXC00322006-11-21-08.01.51.000001b0
Element Detail	+0001bABCD00000014370002bBOXC00332006-11-21-08.01.51.000001bD
Element Detail	+0001bABCD00000014370002bBOXC00342006-11-21-08.01.51.000001b1251
Element Detail	+0001bABCD00000014370002bBOXC00372006-11-21-08.01.51.000001bU
Element Detail	+0001bABCD00000014370002bBOXC00422006-11-21-08.01.51.000001bS
Element Detail	+0001bABCD00000014370002bBOXC00432006-11-21-08.01.51.000001bN
Element Detail	+0001bABCD00000014370002bBOXC00452006-11-21-08.01.51.000001bU
Element Detail	+0001bABCD00000014370002bBOXC00482006-11-21-08.01.51.000001b0
Element Detail	+0001bABCD00000014370002bBOXC00492006-11-21-08.01.51.000001b0
Component Level Add	+0001aABCD00000014370002bBOXPCOMBASE PLOC1 TCOMTRUCKSYS TLOCB 2006-11-21-08.01.51.000001
Component Level Add	+0001aABCD00000014370002bBOXPCOMBASE PLOC1 TCOMTRUCKSYS TLOCA 2006-11-21-08.01.51.000001
Component Level Add	+0001aABCD00000014370002bBOXPCOMBASE PLOC1 TCOMDRAFTSYS TLOCB 2006-11-21-08.01.51.000001
Component Level Add	+0001aABCD00000014370002bBOXPCOMBASE PLOC1 TCOMDRAFTSYS TLOCA 2006-11-21-08.01.51.000001
Component Level Add	+0001aABCD00000014370002bBOXPCOMTRUCKSYS PLOCB TCOMTRUCK TLOCB 2006-11-21-08.01.51.000001

Umler TRAIN II Messaging Specifications

Component Level Add	+0001EABCD00000014370002bBOXCPCOMTRUCKSYS PLOCA TCOMTRUCK TLOCA 2006-11-21-08.01.51.000001
Component Element	+0001EABCD00000014370002bBOXCPCOMTRUCKSYS PLOCB TCOMTRUCK TLOCB A1472006-11-21-08.01.51.000001bD
Component Element	+0001EABCD00000014370002bBOXCPCOMTRUCKSYS PLOCB TCOMTRUCK TLOCB A2942006-11-21-08.01.51.000001b36
Component Element	+0001EABCD00000014370002bBOXCPCOMTRUCKSYS PLOCB TCOMTRUCK TLOCB B0262006-11-21-08.01.51.000001bH
Component Element	+0001EABCD00000014370002bBOXCPCOMTRUCKSYS PLOCB TCOMTRUCK TLOCB B1912006-11-21-08.01.51.000001bR
Component Element	+0001EABCD00000014370002bBOXCPCOMTRUCKSYS PLOCB TCOMTRUCK TLOCB B1992006-11-21-08.01.51.000001bY
Component Element	+0001EABCD00000014370002bBOXCPCOMTRUCKSYS PLOCB TCOMTRUCK TLOCB B2522006-11-21-08.01.51.000001b2
Component Element	+0001EABCD00000014370002bBOXCPCOMTRUCKSYS PLOCA TCOMTRUCK TLOCA A1472006-11-21-08.01.51.000001Bd
Component Element	+0001EABCD00000014370002bBOXCPCOMTRUCKSYS PLOCA TCOMTRUCK TLOCA A2942006-11-21-08.01.51.000001b36
Component Element	+0001EABCD00000014370002bBOXCPCOMTRUCKSYS PLOCA TCOMTRUCK TLOCA B0262006-11-21-08.01.51.000001bH
Component Element	+0001EABCD00000014370002bBOXCPCOMTRUCKSYS PLOCA TCOMTRUCK TLOCA B1912006-11-21-08.01.51.000001bR
Component Element	+0001EABCD00000014370002bBOXCPCOMTRUCKSYS PLOCA TCOMTRUCK TLOCA B1992006-11-21-08.01.51.000001bY
Component Element	+0001EABCD00000014370002bBOXCPCOMTRUCKSYS PLOCA TCOMTRUCK TLOCA B2522006-11-21-08.01.51.000001b2
Component Element	+0001EABCD00000014370002bBOXCPCOMBASE PLOC1 TCOMDRAFTSYS TLOCB AO572006-11-21-08.01.51.000001bSBE45F
Component Element	+0001EABCD00000014370002bBOXCPCOMBASE PLOC1 TCOMDRAFTSYS TLOCB B0582006-11-21-08.01.51.000001bM
Component Element	+0001EABCD00000014370002bBOXCPCOMBASE PLOC1 TCOMDRAFTSYS TLOCB B0732006-11-21-08.01.51.000001bS
Component Element	+0001EABCD00000014370002bBOXCPCOMBASE PLOC1 TCOMDRAFTSYS TLOCB B0612006-11-21-08.01.51.000001b10
Component Element	+0001EABCD00000014370002bBOXCPCOMBASE PLOC1 TCOMDRAFTSYS TLOCA AO572006-11-21-08.01.51.000001bSBE45F
Component Element	+0001EABCD00000014370002bBOXCPCOMBASE PLOC1 TCOMDRAFTSYS TLOCA B0582006-11-21-08.01.51.000001bM
Component Element	+0001EABCD00000014370002bBOXCPCOMBASE PLOC1 TCOMDRAFTSYS TLOCA B0732006-11-21-08.01.51.000001bS
Component Element	+0001EABCD00000014370002bBOXCPCOMBASE PLOC1 TCOMDRAFTSYS TLOCA B0612006-11-21-08.01.51.000001b10
Data Group Summary	=DS0001SUM0053
Control Group Summary	=CS1234560001
Trailer	\$0001EOM! Where ! = hex '9C'

Umler TRAIN II Messaging Specifications

Any inspections reported against the car will be carried forward and sent on TRAIN II messages.

Outbound UMLRC61 ABT TRAIN II message	
Message Header	#RRDCbbb0001UMLRC610607301425RRDCbbb/
Control Group Header	*CH12345620060730160000USERIDbbABCD12345620041031121200
Data Group Header	*DH0001ABT
Element Detail	+0001bABCD00000014370002bBOXCREPT2006-11-21-08.01.51.000001bABCD
Element Detail	+0001bABCD00000014370002bBOXCPERF2006-11-21-08.01.51.000001bABCD
Element Detail	+0001bABCD00000014370002bBOXCSPLC2006-11-21-08.01.51.000001b411657000
Element Detail	+0001bABCD00000014370002bBOXCDTDN2006-11-21-08.01.51.000001b20051101
Data Group Summary	=DS0001SUM0004
Control Group Summary	=CS1234560001
Trailer	\$0001EOM! Where ! = hex '9C'

Outbound UMLRC61 DLI TRAIN II message	
Message Header	#RRDCbbb0001UMLRC610607301425RRDCbbb/
Control Group Header	*CH12345620060730160000USERIDbbABCD12345620041031121200
Data Group Header	*DH0001DLI
Element Detail	+0001bABCD00000014370002bBOXCREPT2006-11-21-08.01.51.000001bABCD
Element Detail	+0001bABCD00000014370002bBOXCPERF2006-11-21-08.01.51.000001bABCD
Element Detail	+0001bABCD00000014370002bBOXCSPLC2006-11-21-08.01.51.000001b411657000
Element Detail	+0001bABCD00000014370002bBOXCDTDN2006-11-21-08.01.51.000001b20051101
Data Group Summary	=DS0001SUM0004
Control Group Summary	=CS1234560001
Trailer	\$0001EOM! Where ! = hex '9C'

Umler TRAIN II Messaging Specifications

The following examples shows the resulting UMLRE70 messages sent in response to the UMLRC00 message above that encounters an error.

Outbound UMLRE70 TRAIN II EAD response message						
Message Header	#RRDCbbb0001UMLRE700607301425RRDCbbb/					
Control Group Header	*CH12345620060730160000USERIDbbABCD12345620041031121200					
Data Group Header	*DH0001EAD0000001					
Element Detail	+0001	bABCD00000014370002b	BOXCMOWN0000000800b	ABCD		
Element Detail	+0001	bABCD00000014370002b	BOXCP0010000000000b	00000000		
Element Detail	+0001	bABCD00000014370002b	BOXCUMET0000000000b	L070		
Element Detail	+0001	bABCD00000014370002b	BOXC00060000000000b	12664		
Element Detail	+0001	bABCD00000014370002b	BOXCPRID0000000000b	EF0000015233		
Element Detail	+0001	bABCD00000014370002b	BOXC00070000000000b	B		
Element Detail	+0001	bABCD00000014370002b	BOXC00080000000000b	4505		
Element Detail	+0001	bABCD00000014370002b	BOXC00090000000000b	1008		
Element Detail	+0001	bABCD00000014370002b	BOXC00120000000000b	907		
Element Detail	+0001	bABCD00000014370002b	BOXC00130000000000b	1404		
Element Detail	+0001	bABCD00000014370002b	BOXC00140000000000b	0		
Element Detail	+0001	bABCD00000014370002b	BOXC00200000000000b	4006		
Element Detail	+0001	bABCD00000014370002b	BOXC00210000000000b	905		
Element Detail	+0001	bABCD00000014370002b	BOXC00220000000000b	1005		
Element Detail	+0001	bABCD00000014370002b	BOXC00240000000000b	4000		
Element Detail	+0001	bABCD00000014370002b	BOXC00250000000000b	519		
Element Detail	+0001	bABCD00000014370002b	BOXC00260000000000b	113073		
Element Detail	+0001	bABCD00000014370002b	BOXC00270000000000b	177		
Element Detail	+0001	bABCD00000014370002b	BOXC00320000000000b	0		
Element Detail	+0001	bABCD00000014370002b	BOXC00330000000000b	D		
Element Detail	+0001	bABCD00000014370002b	BOXC00340000000000b	1251		
Element Detail	+0001	bABCD00000014370002b	BOXC00370000000000b	U		
Element Detail	+0001	bABCD00000014370002b	BOXC00420000000000b	S		
Element Detail	+0001	bABCD00000014370002b	BOXC00430000000000b	N		
Element Detail	+0001	bABCD00000014370002b	BOXC00450000000000b	U		
Element Detail	+0001	bABCD00000014370002b	BOXC00480000000000b	0		
Element Detail	+0001	bABCD00000014370002b	BOXC00490000000000b	0		
Component Level Add	+0001	bABCD00000014370002b	BOXPCOMBASE	PLOC1	TCOMTRUCKSYS	TLOCB
Component Level Add	+0001	bABCD00000014370002b	BOXPCOMBASE	PLOC1	TCOMTRUCKSYS	TLOCA
Component Level Add	+0001	bABCD00000014370002b	BOXPCOMBASE	PLOC1	TCOMDRAFTSYS	TLOCB
Component Level Add	+0001	bABCD00000014370002b	BOXPCOMBASE	PLOC1	TCOMDRAFTSYS	TLOCA
Component Level Add	+0001	bABCD00000014370002b	BOXPCOMTRUCKSYS	PLOCB	TCOMTRUCK	TLOCB
Component Level Add	+0001	bABCD00000014370002b	BOXPCOMTRUCKSYS	PLOCA	TCOMTRUCK	TLOCA
Component Element	+0001	bABCD00000014370002b	BOXPCOMTRUCKSYS	PLOCB	TCOMTRUCK	TLOCB
Component Element	+0001	bABCD00000014370002b	BOXPCOMTRUCKSYS	PLOCB	TCOMTRUCK	TLOCB
Component Element	+0001	bABCD00000014370002b	BOXPCOMTRUCKSYS	PLOCB	TCOMTRUCK	TLOCB
Component Element	+0001	bABCD00000014370002b	BOXPCOMTRUCKSYS	PLOCB	TCOMTRUCK	TLOCB
Component Element	+0001	bABCD00000014370002b	BOXPCOMTRUCKSYS	PLOCB	TCOMTRUCK	TLOCB
Component Element	+0001	bABCD00000014370002b	BOXPCOMTRUCKSYS	PLOCA	TCOMTRUCK	TLOCA

Umler TRAIN II Messaging Specifications

Component Element	+0001EABCD00000014370002bBOXCPCOMTRUCKSYS PLOCA TCOMTRUCK TLOCA A2940000000000b36
Component Element	+0001EABCD00000014370002bBOXCPCOMTRUCKSYS PLOCA TCOMTRUCK TLOCA B0260000000000bH
Component Element	+0001EABCD00000014370002bBOXCPCOMTRUCKSYS PLOCA TCOMTRUCK TLOCA B1910000000000bR
Component Element	+0001EABCD00000014370002bBOXCPCOMTRUCKSYS PLOCA TCOMTRUCK TLOCA B1990000000000bY
Component Element	+0001EABCD00000014370002bBOXCPCOMTRUCKSYS PLOCA TCOMTRUCK TLOCA B2520000000000b2
Component Element	+0001EABCD00000014370002bBOXCPCOMBASE PLOC1 TCOMDRAFTSYS TLOCB AO570000000000bSBE45F
Component Element	+0001EABCD00000014370002bBOXCPCOMBASE PLOC1 TCOMDRAFTSYS TLOCB B0580000000000bM
Component Element	+0001EABCD00000014370002bBOXCPCOMBASE PLOC1 TCOMDRAFTSYS TLOCB B0730000000000bS
Component Element	+0001EABCD00000014370002bBOXCPCOMBASE PLOC1 TCOMDRAFTSYS TLOCB B0610000000000b10
Component Element	+0001EABCD00000014370002bBOXCPCOMBASE PLOC1 TCOMDRAFTSYS TLOCA AO570000000000bSBE45F
Component Element	+0001EABCD00000014370002bBOXCPCOMBASE PLOC1 TCOMDRAFTSYS TLOCA B0580000000000bM
Component Element	+0001EABCD00000014370002bBOXCPCOMBASE PLOC1 TCOMDRAFTSYS TLOCA B0730000000000bS
Component Element	+0001EABCD00000014370002bBOXCPCOMBASE PLOC1 TCOMDRAFTSYS TLOCA B0610000000000b10
Data Group Summary	=DS0001SUM0053
Control Group Summary	=CS1234560001
Trailer	\$0001EOM! Where ! = hex '9C'

12 Pool Header Add

12.1 Transaction Types

The following are valid values for the TRANSACTION TYPE field on the Data Group Header Record for Pool Header Add inbound and outbound messages.

Transaction Type	Description
HA	Pool Header Add

12.2 Element IDs

The following are the valid values for element ID for pool header add transactions.

Element ID	Description	Format	Length	Mandatory/ Optional
P002	Pool Description	character	20	mandatory
P003	Pool Loading Location	character	19	mandatory
P004	Pool Loading State/Province	character	2	mandatory
P005	Pool Reporter	character	4	optional
P006	Pool Type Code	character	1	mandatory
P007	Pool Maintenance Code	character	1	mandatory
P008	Extended Pool Description	character	80	optional
P009	Held Short Location	character	19	optional
P010	Held Short State/Province	character	2	optional
P011	Pool Operator1	character	1	mandatory
P012	Pool Operator2	character	1	optional
P013	Pool Operator3	character	1	optional
P014	Pool Operator4	character	1	optional

12.3 Detail Record Format

The detail records following a data group header within a pool header add transaction will always be formatted the same.

The following is an example of a how an UMLRC00/UMLRC60 detail record will be formatted following a data group header on a pool header add transaction.

+P001**b**xxxxxxxxxyyy**b**vvvvvvvvv

where:

Value	Description
+	The delimiter to start a detail record
P001	The ELEMENT ID for the pool header being updated
b	A value of space
xxxxxxx	The Pool ID
yyyy	The ELEMENT ID for the field being changed
b	A value of space
vvvvvvvvv	The variable length ELEMENT VALUE that corresponds to the ELEMENT ID provided in this example as yyyy. Minimum length = 0 Maximum length = 240

The following is an example of a how an UMLRC61 detail record will be formatted following a data group header on a pool header add transaction.

+P001**b**xxxxxxxxxyyyddddd**b**vvvvvvvvv

where:

Value	Description
+	The delimiter to start a detail record
P001	The ELEMENT ID for the pool being updated
b	A value of space
xxxxxxx	The Pool ID
yyyy	The ELEMENT ID for the field being changed
dddddddddddddddddddd	26 character DB2 timestamp field.
b	A value of space
vvvvvvvvv	The variable length ELEMENT VALUE that corresponds to the ELEMENT ID provided in this example as yyyy. Minimum length = 0 Maximum length = 240

12.4 Message Examples

In the examples below, the shaded area **b** represents a value of space.

12.4.1 Add a Pool Header

12.4.1.1 UMLRC00

Inbound UMLRC00 TRAIN II message to add a new Pool Header:	
Message Header	#ABCD bbbb 0001 UMLRC00 0207301605RRDC bbbb /
Control Group Header	*CH12345620020730160000USERID bb
Data Group Header	*DH0001 HAb
Detail Record	+ P001b 1234567P002 b STONE CONTAINER
Detail Record	+ P001b 1234567P003 b TANEYTOWN
Detail Record	+ P001b 1234567P004 b MD
Detail Record	+ P001b 1234567P006 b C
Detail Record	+ P001b 1234567P007 b 1
Detail Record	+ P001b 1234567P011 b ABCD
Data Group Summary	=DS0001SUM0006
Control Group Summary	=CS1234560001
Trailer	\$0001EOM! Where ! = hex '9C'

12.4.1.2 UMLRC60

Outbound UMLRC60 TRAIN II message to add a new Pool Header:	
Message Header	#RRDC bbbb 0001 UMLRC60 0207301605ABCD bbbb /
Control Group Header	*CH65432120020730160100USERID bb ABCD12345620020730160000
Data Group Header	*DH0001 HAb
Detail Record	+ P001b 1234567P002 b STONE CONTAINER
Detail Record	+ P001b 1234567P003 b TANEYTOWN
Detail Record	+ P001b 1234567P004 b MD
Detail Record	+ P001b 1234567P006 b C
Detail Record	+ P001b 1234567P007 b 1
Detail Record	+ P001b 1234567P011 b ABCD
Data Group Summary	=DS0001SUM0006
Control Group Summary	=CS6543210001
Trailer	\$0001EOM! Where ! = hex '9C'

Umler TRAIN II Messaging Specifications

12.4.1.3 UMLRC61

Outbound UMLRC61 TRAIN II message to add a new Pool Header:	
Message Header	#RRDCbbb0001UMLRC610207301605ABCDbbb/
Control Group Header	*CH65432120020730160100USERIDbbABCD12345620020730160000
Data Group Header	*DH0001HAb
Detail Record	+P001b1234567P0022003-02-21-08.01.01.000005bSTONE CONTAINER
Detail Record	+P001b1234567P0032003-02-21-08.01.01.000005bTANEYTOWN
Detail Record	+P001b1234567P0042003-02-21-08.01.01.000005bMD
Detail Record	+P001b1234567P0062003-02-21-08.01.01.000005bC
Detail Record	+P001b1234567P0072003-02-21-08.01.01.000005b1
Detail Record	+P001b1234567P0112003-02-21-08.01.01.000005bABCD
Data Group Summary	=DS0001SUM0013
Control Group Summary	=CS6543210001
Trailer	\$0001EOM! Where ! = hex '9C'

13 Pool Header Change

13.1 Transaction Types

The following are valid values for the TRANSACTION TYPE field on the Data Group Header Record for Pool Header Change inbound and outbound messages.

Transaction Type	Description
HC	Pool Header Change

13.2 Element IDs

The following are the valid values for element ID for pool header change transactions. At least one element must be sent for a pool header change transaction. Only data that is changed is processed.

Element ID	Description	Format	Length	Mandatory/Optional
P002	Pool Description	character	20	optional
P003	Pool Loading Location	character	19	optional
P004	Pool Loading State/Province	character	2	optional
P005	Pool Reporter	character	4	optional
P006	Pool Type Code	character	1	optional
P007	Pool Maintenance Code	character	1	optional
P008	Extended Pool Description	character	80	optional
P009	Held Short Location	character	19	optional
P010	Held Short State/Province	character	2	optional
P011	Pool Operator1	character	1	optional
P012	Pool Operator2	character	1	optional
P013	Pool Operator3	character	1	optional
P014	Pool Operator4	character	1	optional

13.3 Detail Record Format

The detail records following a data group header within a pool header change transaction will always be formatted the same.

The following is an example of a how an UMLRC00/UMLRC60 detail record will be formatted following a data group header on a pool header change transaction.

+P001bxxxxxxxxxyyybvvvvvvvv

where:

Value	Description
+	The delimiter to start a detail record
P001	The ELEMENT ID for the pool being updated
b	A value of space
xxxxxxx	The Pool ID
yyyy	The ELEMENT ID for the field being changed
b	A value of space
vvvvvvvv	The variable length ELEMENT VALUE that corresponds to the ELEMENT ID provided in this example as yyyy. Minimum length = 0 Maximum length = 240

The following is an example of a how an UMLRC61 detail record will be formatted following a data group header on a pool header change transaction.

+P001bxxxxxxxxxyyydddddvvvvvvvv

where:

Value	Description
+	The delimiter to start a detail record
P001	The ELEMENT ID for the pool being updated
b	A value of space
xxxxxxx	The Pool ID
yyyy	The ELEMENT ID for the field being changed
ddddddddd	26 character DB2 timestamp field.
b	A value of space
vvvvvvvv	The variable length ELEMENT VALUE that corresponds to the ELEMENT ID provided in this example as yyyy. Minimum length = 0 Maximum length = 240

13.4 Message Examples

In the examples below, the shaded area **b** represents a value of space.

13.4.1 Change a Pool Header

13.4.1.1 UMLRC00

Inbound UMLRC00 TRAIN II message to change the Pool Header:	
Message Header	#ABCD b 0001 UMLRC00 0207301605RRDC b /
Control Group Header	*CH12345620020730160000USERID bb
Data Group Header	*DH0001 Hcb
Detail Record	+ P001b 1234567P002 b LUMBER LOADING
Data Group Summary	=DS0001SUM0001
Control Group Summary	=CS1234560001
Trailer	\$0001EOM! Where ! = hex '9C'

13.4.1.2 UMLRC60

Outbound UMLRC60 TRAIN II message to change a Pool Header:	
Message Header	#RRDC b 0001 UMLRC60 0207301605ABCD b /
Control Group Header	*CH65432120020730160100USERID bb ABCD12345620020730160000
Data Group Header	*DH0001 Hcb
Detail Record	+ P001b 1234567P002 b LUMBER LOADING
Data Group Summary	=DS0001SUM0001
Control Group Summary	=CS6543210001
Trailer	\$0001EOM! Where ! = hex '9C'

13.4.1.3 UMLRC61

Outbound UMLRC61 TRAIN II message to change a Pool Header:	
Message Header	#RRDC b 0001 UMLRC61 0207301605ABCD b /
Control Group Header	*CH65432120020730160100USERID bb ABCD12345620020730160000
Data Group Header	*DH0001 Hcb
Detail Record	+ P001b 1234567P0022003-02-21-08.01.01.000019 b LUMBER LOADING
Data Group Summary	=DS0001SUM0001
Control Group Summary	=CS6543210001
Trailer	\$0001EOM! Where ! = hex '9C'

14 Pool Header Delete

14.1 Transaction Types

The following are valid values for the TRANSACTION TYPE field on the Data Group Header Record for Pool Header Delete inbound and outbound messages.

Transaction Type	Description
HD	Pool Header Delete

14.2 Element IDs

There are no elements present on a pool header delete transaction.

14.3 Detail Record Format

There are no detail records on a pool header delete transaction.

14.4 Message Examples

In the examples below, the shaded area **b** represents a value of space.

14.4.1 Delete a Pool Header

14.4.1.1 UMLRC00

Inbound UMLRC00 TRAIN II message to delete a Pool Header:	
Message Header	#ABCD bbbb 0001UMLRC000207301605RRDC bbbb /
Control Group Header	*CH12345620020730160000USERID bb
Data Group Header	*DH0001 HD P001 b 1234567
Data Group Summary	=DS0001SUM0000
Control Group Summary	=CS1234560001
Trailer	\$0001EOM! Where ! = hex '9C'

14.4.1.2 UMLRC60

Outbound UMLRC60 TRAIN II message to delete a new Pool Header:	
Message Header	#RRDC bbbb 0001UMLRC600207301605ABCD bbbb /
Control Group Header	*CH65432120020730160100USERID bb ABCD12345620020730160000
Data Group Header	*DH0001 HD P001 b 1234567
Data Group Summary	=DS0001SUM0000
Control Group Summary	=CS6543210001
Trailer	\$0001EOM! Where ! = hex '9C'

Umler TRAIN II Messaging Specifications

14.4.1.3 UMLRC61

Outbound UMLRC61 TRAIN II message to delete a new Pool Header:	
Message Header	#RRDC bbbb 0001 UMLRC61 0207301605ABCD bbbb /
Control Group Header	*CH65432120020730160100USERID bb ABCD12345620020730160000
Data Group Header	*DH0001 HD P001 b 12345672003-02-21-08.01.01.000015
Data Group Summary	=DS0001SUM0000
Control Group Summary	=CS6543210001
Trailer	\$0001EOM! Where ! = hex '9C'

15 Car Grade Inspection

15.1 Transaction Types

The following are valid values for the TRANSACTION TYPE field on the Data Group Header Record for Car Grade Inspection messages:

Transaction Type	Description
CGI	Car Grade Inspection

15.2 Element IDs

The following are the valid values for ELEMENT ID for car grade inspections.

Element ID	Description	Format	Length	Mandatory/Optional
CG01	Car Grade	character	1	mandatory
CG02	Inspection Date	Date (CCYYMMDD)	8	mandatory
CG03	Inspection Time	Time (MMSS)	4	mandatory
CG04	Location SPLC	character	9	mandatory
CG05	Inspecting SCAC	character	4	mandatory

15.3 Detail Record Format

Refer to Appendix Q – Detail Record Format for Equipment for a description of the detail record format for equipment related transactions.

15.4 Message Examples

In the examples below, the shaded area **b** represents a value of space.

15.4.1 UMLRC00

Inbound UMLRC00 TRAIN II message to report a car grade inspection for a piece of equipment:	
Message Header	#ABCD bbbb 0001 UMLRC00 0207301605RRDC bbbb /
Control Group Header	*CH12345620020730160000USERID bb
Data Group Header	*DH0001 CGI
Detail Record	+ 0001 b ABCD0000123456CG01 ba
Detail Record	+ 0001 b ABCD0000123456CG02 b 20030221
Detail Record	+ 0001 b ABCD0000123456CG03 b 1130
Detail Record	+ 0001 b ABCD0000123456CG04 b 115341000
Detail Record	+ 0001 b ABCD0000123456CG05 b WXYZ
Data Group Summary	=DS0001SUM0005
Control Group Summary	=CS1234560001
Trailer	\$0001EOM! Where ! = hex '9C'

15.4.2 UMLRC60

Outbound UMLRC60 TRAIN II message to report a car grade inspection for a piece of equipment:	
Message Header	#RRDC bbbb 0001 UMLRC60 0207301605ABCD bbbb /
Control Group Header	*CH65432120020730160100USERID bb ABCD12345620020730160000
Data Group Header	*DH0001 CGI
Detail Record	+ 0001 b ABCD00001234560002 b BOXCCG01 ba
Detail Record	+ 0001 b ABCD00001234560002 b BOXCCG02 b 20030221
Detail Record	+ 0001 b ABCD00001234560002 b BOXCCG03 b 1130
Detail Record	+ 0001 b ABCD00001234560002 b BOXCCG04 b 115341000
Detail Record	+ 0001 b ABCD00001234560002 b BOXCCG05 b WXYZ
Data Group Summary	=DS0001SUM0005
Control Group Summary	=CS6543210001
Trailer	\$0001EOM! Where ! = hex '9C'

15.4.3 UMLRC61

Outbound UMLRC61 TRAIN II message to report a car grade inspection for a piece of equipment:	
Message Header	#RRDC bbbb 0001 UMLRC61 0207301605ABCD bbbb /
Control Group Header	*CH65432120020730160100USERID bb ABCD12345620020730160000
Data Group Header	*DH0001 CGI
Detail Record	+ 0001 b ABCD00001234560002 b BOXCCG012003-02-21-08.01.01.000004 ba
Detail Record	+ 0001 b ABCD00001234560002 b BOXCCG022003-02-21-08.01.01.000005 b 20030221
Detail Record	+ 0001 b ABCD00001234560002 b BOXCCG032003-02-21-08.01.01.000006 b 1130
Detail Record	+ 0001 b ABCD00001234560002 b BOXCCG042003-02-21-08.01.01.000007 b 115341000
Detail Record	+ 0001 b ABCD00001234560002 b BOXCCG052003-02-21-08.01.01.000008 b CP
Data Group Summary	=DS0001SUM0005
Control Group Summary	=CS6543210001
Trailer	\$0001EOM! Where ! = hex '9C'

16 Report Air Brake Test Inspection

16.1 Inbound Transaction Types

The following are valid values for the TRANSACTION TYPE field on the Data Group Header Record for inbound Air Brake Test Inspections.

Transaction Type	Description
ABT	Air Brake Test Inspection.
ABN	Air Brake Test nullification.

16.2 Outbound Transaction Types

The following are valid values for the TRANSACTION TYPE field on the Data Group Header Record for outbound Air Brake Test Inspections.

Transaction Type	Description
ABT	Air Brake Test inspection.
ABP	Prior Air Brake Test Inspection.
ECC	Equipment characteristic change to send due date of next Air Brake Test.
ABN	Air Brake Test nullification.

16.3 Input Element IDs

The following are the valid values for element ID for Air Brake Test Inspections on an inbound UMLRC00 message.

Element ID	Description	Format	Length	Mandatory/ Optional
REPT	Reporter	character	4	mandatory
PERF	Performer	character	4	mandatory
SPLC	SPLC	character	9	mandatory
DTDN	Date Done	date (CCYYMMDD)	8	mandatory

16.4 Output Element IDs

The following are the valid values for element ID for Air Brake Test Inspections on outbound UMLRC60/UMLRC61 messages.

A transaction type of ‘**ABT**’, ‘**ABP**’, or ‘**ABN**’ will send the following elements.

Element ID	Description	Format	Length
REPT	Reporter	character	4
PERF	Performer	character	4
SPLC	SPLC	character	9
DTDN	Date Done	date (CCYYMMDD)	8

A transaction type of ‘**ECC**’ will send the new Air Brake Test due dates.

Element ID	Description	Format	Length
DU13	ABT Due Date 13 months	date (CCYYMMDD)	8
DU58	ABT Due Date 5-8 years	date (CCYYMMDD)	8

16.5 Detail Record Format

Refer to Appendix Q – Detail Record Format for Equipment for a description of the detail record format for equipment related transactions.

16.6 Message Examples For Reporting of Air Brake Test Inspection

In the examples below, the shaded area **b** represents a value of space.

16.6.1 UMLRC00

Inbound UMLRC00 TRAIN II message to report an ABT inspection for a piece of equipment:	
Message Header	#ABCD bbbb 0001 UMLRC00 0410311212RRDC bbbb /
Control Group Header	*CH12345620041031121200USERID bb
Data Group Header	*DH0001 ABT
Detail Record	+ 0001 b ABCD0000123456REPT b ABCD
Detail Record	+ 0001 b ABCD0000123456PERF b ABCD
Detail Record	+ 0001 b ABCD0000123456DTDN b 20041030
Detail Record	+ 0001 b ABCD0000123456SPLC b 115341000
Data Group Summary	=DS0001SUM0004
Control Group Summary	=CS1234560001
Trailer	\$0001EOM! Where ! = hex '9C'

16.6.2 UMLRC60

Outbound UMLRC60 TRAIN II message to report an ABT inspection for a piece of equipment:	
Message Header	#RRDC bbbb 0001 UMLRC60 0410311212ABCD bbbb /
Control Group Header	*CH65432120041031121200USERID bb ABCD12345620041031121200
Data Group Header	*DH0001 ABT
Detail Record	+ 0001 b ABCD00001234560002 b BOXCREPT b ABCD
Detail Record	+ 0001 b ABCD00001234560002 b BOXCPERF b ABCD
Detail Record	+ 0001 b ABCD00001234560002 b BOXCDTDN b 20041030
Detail Record	+ 0001 b ABCD00001234560002 b BOXCSPLC b 115341000
Data Group Summary	=DS0001SUM0004
Data Group Header	*DH0002 ABP
Detail Record	+ 0001 b ABCD00001234560002 b BOXCREPT b ABCD
Detail Record	+ 0001 b ABCD00001234560002 b BOXCPERF b ABCD
Detail Record	+ 0001 b ABCD00001234560002 b BOXCDTDN b 20021030
Detail Record	+ 0001 b ABCD00001234560002 b BOXCSPLC b 111111000
Data Group Summary	=DS0002SUM0004
Data Group Header	*DH0003 ECC
Detail Record	+ 0001 b ABCD00001234560002 b BOXCDU58 b 20071030
Detail Record	+ 0001 b ABCD00001234560002 b BOXCDU13 b 20051030
Data Group Summary	=DS0003SUM0002
Control Group Summary	=CS6543210003
Trailer	\$0001EOM! Where ! = hex '9C'

Umler TRAIN II Messaging Specifications

16.6.3 UMLRC61

Outbound UMLRC61 TRAIN II message to report an ABT inspection for a piece of equipment:	
Message Header	#RRDC bbbb 0001 UMLRC61 0410311212ABCD bbbb /
Control Group Header	*CH65432120041031121200USERID bb ABCD12345620041031121200
Data Group Header	*DH0001 ABT
Detail Record	+ 0001 b ABCD00001234560002 b BOXCREPT2004-10-31-12.12.01.000004 b ABCD
Detail Record	+ 0001 b ABCD00001234560002 b BOXCPERF2004-10-31-12.12.01.000005 b ABCD
Detail Record	+ 0001 b ABCD00001234560002 b BOXCDTDN2004-10-31-12.12.01.000006 b 20041030
Detail Record	+ 0001 b ABCD00001234560002 b BOXCSPLC2004-10-31-12.12.01.000007 b 115341000
Data Group Summary	=DS0001SUM0004
Data Group Header	*DH0002 ABP
Detail Record	+ 0001 b ABCD00001234560002 b BOXCREPT2004-10-31-12.12.01.000004 b ABCD
Detail Record	+ 0001 b ABCD00001234560002 b BOXCPERF2004-10-31-12.12.01.000005 b ABCD
Detail Record	+ 0001 b ABCD00001234560002 b BOXCDTDN2004-10-31-12.12.01.000006 b 20021030
Detail Record	+ 0001 b ABCD00001234560002 b BOXCSPLC2004-10-31-12.12.01.000007 b 115341000
Data Group Summary	=DS0002SUM0004
Data Group Header	*DH0003 ECC
Detail Record	+ 0001 b ABCD00001234560002 b BOXCDU582004-10-31-12.12.01.000007 b 20071030
Detail Record	+ 0001 b ABCD00001234560002 b BOXCDU132004-10-31-12.12.01.000007 b 20051030
Data Group Summary	=DS0003SUM0002
Control Group Summary	=CS6543210003
Trailer	\$0001EOM! Where ! = hex '9C'

16.7 Message Examples For Nullification of Air Brake Test Inspection

NOTE: The transactions sent for nullification will depend on the inspection history of the equipment. The following shows what transactions are received depending on the equipment's air brake test history.

# of inspections in history for equipment (besides transaction being nullified)	Transactions received
0	ABN – Air brake test nullification
1	ABN – Air brake test nullification ABT – Air brake test
2 or more	ABN – Air brake test nullification ABT – Air brake test ABP – Prior air brake test

In the examples below, the shaded area **b** represents a value of space.

16.7.1 UMLRC00 – Nullification for equipment with prior Air Brake Test history

Inbound UMLRC00 TRAIN II message to report a nullification ABT inspection for a piece of equipment:	
Message Header	#ABCD bbbb 0001UMLRC000410311212RRDC bbbb /
Control Group Header	*CH12345620041031121200USERID bb
Data Group Header	*DH0001 ABN
Detail Record	+ 0001 b ABCD0000123456REPT b ABCD
Detail Record	+ 0001 b ABCD0000123456PERF b ABCD
Detail Record	+ 0001 b ABCD0000123456DTDN b 20041030
Detail Record	+ 0001 b ABCD0000123456SPLC b 115341000
Data Group Summary	=DS0001SUM0004
Control Group Summary	=CS1234560001
Trailer	\$0001EOM! Where ! = hex '9C'

Umler TRAIN II Messaging Specifications

16.7.2 UMLRC60

Outbound UMLRC60 TRAIN II message sent in response to a nullification of an ABT inspection	
Message Header	#RRDC bbbb 0001 UMLRC60 0410311212ABCD bbbb /
Control Group Header	*CH65432120041031121200USERID bb ABCD12345620041031121200
Data Group Header	*DH0001 ABN
Detail Record	+ 0001 b ABCD00001234560002 b BOXCREPT b ABCD
Detail Record	+ 0001 b ABCD00001234560002 b BOXCPERF b ABCD
Detail Record	+ 0001 b ABCD00001234560002 b BOXCDTDN b 20041030
Detail Record	+ 0001 b ABCD00001234560002 b BOXCSPLC b 115341000
Data Group Summary	=DS0001SUM0004
Data Group Header	*DH0002 ABT
Detail Record	+ 0001 b ABCD00001234560002 b BOXCREPT b ABCD
Detail Record	+ 0001 b ABCD00001234560002 b BOXCPERF b ABCD
Detail Record	+ 0001 b ABCD00001234560002 b BOXCDTDN b 20021030
Detail Record	+ 0001 b ABCD00001234560002 b BOXCSPLC b 115341000
Data Group Summary	=DS0002SUM0004
Data Group Header	*DH0003 ABP
Detail Record	+ 0001 b ABCD00001234560002 b BOXCREPT b ABCD
Detail Record	+ 0001 b ABCD00001234560002 b BOXCPERF b ABCD
Detail Record	+ 0001 b ABCD00001234560002 b BOXCDTDN b 20001030
Detail Record	+ 0001 b ABCD00001234560002 b BOXCSPLC b 111111000
Data Group Summary	=DS0003SUM0004
Data Group Header	*DH0004 ECC
Detail Record	+ 0001 b ABCD00001234560002 b BOXCDU58 b 20071030
Detail Record	+ 0001 b ABCD00001234560002 b BOXCDU13 b 20051030
Data Group Summary	=DS0004SUM0002
Control Group Summary	=CS6543210004
Trailer	\$0001EOM! Where ! = hex '9C'

Umler TRAIN II Messaging Specifications

16.7.3 UMLRC61

Outbound UMLRC61 TRAIN II message sent in response to a nullification of an ABT inspection	
Message Header	#RRDC bbbb 0001 UMLRC61 0410311212ABCD bbbb /
Control Group Header	*CH65432120041031121200USERID bb ABCD12345620041031121200
Data Group Header	*DH0001 ABN
Detail Record	+ 0001 b ABCD00001234560002 b BOXCREPT2004-10-31-12.12.01.000004 b ABCD
Detail Record	+ 0001 b ABCD00001234560002 b BOXCPERF2004-10-31-12.12.01.000004 b ABCD
Detail Record	+ 0001 b ABCD00001234560002 b BOXCDTDN2004-10-31-12.12.01.000004 b 20041030
Detail Record	+ 0001 b ABCD00001234560002 b BOXCSPLC2004-10-31-12.12.01.000004 b 115341000
Data Group Summary	=DS0001SUM0004
Data Group Header	*DH0002 ABT
Detail Record	+ 0001 b ABCD00001234560002 b BOXCREPT2004-10-31-12.12.01.000004 b ABCD
Detail Record	+ 0001 b ABCD00001234560002 b BOXCPERF2004-10-31-12.12.01.000005 b ABCD
Detail Record	+ 0001 b ABCD00001234560002 b BOXCDTDN2004-10-31-12.12.01.000006 b 20021030
Detail Record	+ 0001 b ABCD00001234560002 b BOXCSPLC2004-10-31-12.12.01.000007 b 115341000
Data Group Summary	=DS0002SUM0004
Data Group Header	*DH0003 ABP
Detail Record	+ 0001 b ABCD00001234560002 b BOXCREPT2004-10-31-12.12.01.000004 b ABCD
Detail Record	+ 0001 b ABCD00001234560002 b BOXCPERF2004-10-31-12.12.01.000005 b ABCD
Detail Record	+ 0001 b ABCD00001234560002 b BOXCDTDN2004-10-31-12.12.01.000006 b 20001030
Detail Record	+ 0001 b ABCD00001234560002 b BOXCSPLC2004-10-31-12.12.01.000007 b 115341000
Data Group Summary	=DS0003SUM0004
Data Group Header	*DH0004 ECC
Detail Record	+ 0001 b ABCD00001234560002 b BOXCDU582004-10-31-12.12.01.000007 b 20071030
Detail Record	+ 0001 b ABCD00001234560002 b BOXCDU132004-10-31-12.12.01.000007 b 20051030
Data Group Summary	=DS0004SUM0002
Control Group Summary	=CS6543210004
Trailer	\$0001EOM! Where ! = hex '9C'

Umler TRAIN II Messaging Specifications

16.7.4 UMLRC00 – Nullification for equipment without prior Air Brake Test history

Inbound UMLRC00 TRAIN II message to report a nullification ABT inspection for a piece of equipment:	
Message Header	#ABCD bbbb 0001 UMLRC00 0410311212RRDC bbbb /
Control Group Header	*CH12345620041031121200USERID bb
Data Group Header	*DH0001 ABN
Detail Record	+ 0001 b ABCD0000123456REPT b ABCD
Detail Record	+ 0001 b ABCD0000123456PERF b ABCD
Detail Record	+ 0001 b ABCD0000123456DTDN b 20041030
Detail Record	+ 0001 b ABCD0000123456SPLC b 115341000
Data Group Summary	=DS0001SUM0004
Control Group Summary	=CS1234560001
Trailer	\$0001EOM! Where ! = hex '9C'

Umler TRAIN II Messaging Specifications

16.7.5 UMLRC60

Outbound UMLRC60 TRAIN II message sent in response to a nullification of an ABT inspection	
Message Header	#RRDC bbbb 0001 UMLRC60 0410311212ABCD bbbb /
Control Group Header	*CH65432120041031121200USERID bb ABCD12345620041031121200
Data Group Header	*DH0001 ABN
Detail Record	+ 0001 b ABCD00001234560002 b BOXCREPT b ABCD
Detail Record	+ 0001 b ABCD00001234560002 b BOXCPERF b ABCD
Detail Record	+ 0001 b ABCD00001234560002 b BOXCDTD b 20041030
Detail Record	+ 0001 b ABCD00001234560002 b BOXCSPLC b 115341000
Data Group Summary	=DS0001SUM0004
Data Group Header	*DH0002 ECC
Detail Record	+ 0001 b ABCD00001234560002 b BOXCDU58 b 20071030
Detail Record	+ 0001 b ABCD00001234560002 b BOXCDU13 b 20051030
Data Group Summary	=DS0002SUM0002
Control Group Summary	=CS6543210002
Trailer	\$0001EOM! Where ! = hex '9C'

Umler TRAIN II Messaging Specifications

16.7.6 UMLRC61

Outbound UMLRC61 TRAIN II message sent in response to a nullification of an ABT inspection	
Message Header	#RRDC bbbb 0001 UMLRC61 0410311212ABCD bbbb /
Control Group Header	*CH65432120041031121200USERID bb ABCD12345620041031121200
Data Group Header	*DH0001 ABN
Detail Record	+ 0001 b ABCD00001234560002 b BOXCREPT2004-10-31-12.12.01.000004 b ABCD
Detail Record	+ 0001 b ABCD00001234560002 b BOXCPERF2004-10-31-12.12.01.000004 b ABCD
Detail Record	+ 0001 b ABCD00001234560002 b BOXCDTDN2004-10-31-12.12.01.000004 b 20041030
Detail Record	+ 0001 b ABCD00001234560002 b BOXCSPLC2004-10-31-12.12.01.000004 b 115341000
Data Group Summary	=DS0001SUM0004
Data Group Header	*DH0002 ECC
Detail Record	+ 0001 b ABCD00001234560002 b BOXCDU582004-10-31-12.12.01.000007 b 20071030
Detail Record	+ 0001 b ABCD00001234560002 b BOXCDU132004-10-31-12.12.01.000007 b 20051030
Data Group Summary	=DS0002SUM0002
Control Group Summary	=CS6543210002
Trailer	\$0001EOM! Where ! = hex '9C'

17 Report Door Lube Inspection

17.1 Inbound Transaction Types

The following are valid values for the TRANSACTION TYPE field on the Data Group Header Record for inbound Door Lube Inspections.

Transaction Type	Description
DLI	Door Lube Inspection.
DLN	Door Lube Inspection nullification.

17.2 Outbound Transaction Types

The following are valid values for the TRANSACTION TYPE field on the Data Group Header Record for outbound Door Lube Inspections.

Transaction Type	Description
DLI	Door Lube inspection.
ECC	Equipment characteristic change to send due date of next door lube inspection.
DLN	Door Lube Inspection nullification.

17.3 Input Element IDs

The following are the valid values for element ID for Door Lube Inspections on an inbound UMLRC00 message.

Element ID	Description	Format	Length	Mandatory/ Optional
REPT	Reporter	character	4	mandatory
PERF	Performer	character	4	mandatory
SPLC	SPLC	character	9	mandatory
DTDN	Date Done	date (CCYYMMDD)	8	mandatory

17.4 Output Element IDs

The following are the valid values for element ID for Door Lube Inspections on outbound UMLRC60/UMLRC61 messages.

A transaction type of ‘DLI’ or ‘DLN’ will send the following elements.

Element ID	Description	Format	Length
REPT	Reporter	character	4
PERF	Performer	character	4
SPLC	SPLC	character	9
DTDN	Date Done	date (CCYYMMDD)	8

A transaction type of ‘ECC’ will send the new door lube due date.

Element ID	Description	Format	Length
DUDL	Door Lube Due Date	date (CCYYMMDD)	8

17.5 Detail Record Format

Refer to Appendix Q – Detail Record Format for Equipment for a description of the detail record format for equipment related transactions.

17.6 Message Examples For Reporting of Door Lube Inspections

In the examples below, the shaded area **b** represents a value of space.

17.6.1 UMLRC00

Inbound UMLRC00 TRAIN II message to report a Door Lube Inspection for a piece of equipment:	
Message Header	#ABCD bbb 0001 UMLRC00 0410311212RRDC bbb /
Control Group Header	*CH12345620041031121200USERID bb
Data Group Header	*DH0001 DLI
Detail Record	+ 0001 b ABCD0000123456REPT b ABCD
Detail Record	+ 0001 b ABCD0000123456PERF b ABCD
Detail Record	+ 0001 b ABCD0000123456DTDN b 20041030
Detail Record	+ 0001 b ABCD0000123456SPLC b 115341000
Data Group Summary	=DS0001SUM0004
Control Group Summary	=CS1234560001
Trailer	\$0001EOM! Where ! = hex '9C'

17.6.2 UMLRC60

Outbound UMLRC60 TRAIN II message to report a Door Lube Inspection for a piece of equipment:	
Message Header	#RRDC bbb 0001 UMLRC60 0410311212ABCD bbb /
Control Group Header	*CH65432120041031121200USERID bb ABCD12345620041031121200
Data Group Header	*DH0001 DLI
Detail Record	+ 0001 b ABCD00001234560002 b BOXCREPT b ABCD
Detail Record	+ 0001 b ABCD00001234560002 b BOXCPERF b ABCD
Detail Record	+ 0001 b ABCD00001234560002 b BOXCDTDN b 20041030
Detail Record	+ 0001 b ABCD00001234560002 b BOXCSPLC b 115341000
Data Group Summary	=DS0001SUM0004
Data Group Header	*DH0002 ECC
Detail Record	+ 0001 b ABCD00001234560002 b BOXCDUDL b 20071030
Data Group Summary	=DS0002SUM0001
Control Group Summary	=CS6543210002
Trailer	\$0001EOM! Where ! = hex '9C'

Umler TRAIN II Messaging Specifications

17.6.3 UMLRC61

Outbound UMLRC61 TRAIN II message to report a Door Lube Inspection for a piece of equipment:	
Message Header	#RRDC bbbb 0001 UMLRC61 0410311212ABCD bbbb /
Control Group Header	*CH65432120041031121200USERID bb ABCD12345620041031121200
Data Group Header	*DH0001 DLI
Detail Record	+ 0001 b ABCD00001234560002 b BOXCREPT2004-10-31-12.12.01.000004 b ABCD
Detail Record	+ 0001 b ABCD00001234560002 b BOXCPERF2004-10-31-12.12.01.000005 b ABCD
Detail Record	+ 0001 b ABCD00001234560002 b BOXCDTDN2004-10-31-12.12.01.000006 b 20041030
Detail Record	+ 0001 b ABCD00001234560002 b BOXCSPLC2004-10-31-12.12.01.000007 b 115341000
Data Group Summary	=DS0001SUM0004
Data Group Header	*DH0002 ECC
Detail Record	+ 0001 b ABCD00001234560002 b BOXCDUDL2004-10-31-12.12.01.000007 b 20071030
Data Group Summary	=DS0002SUM0001
Control Group Summary	=CS6543210002
Trailer	\$0001EOM! Where ! = hex '9C'

17.7 Message Examples For Nullification of Door Lube Inspection

In the examples below, the shaded area **b** represents a value of space.

NOTE: The transactions sent for nullification will depend on the inspection history of the equipment. The following shows what transactions are received depending on the equipment's door lube inspection history.

# of inspections in history for equipment (besides transaction being nullified)	Transactions received
0	DLN – Door Lube Inspection nullification
1 or more	DLN – Door lube inspection nullification DLI – Door lube inspection

17.7.1 UMLRC00

Inbound UMLRC00 TRAIN II message to report a nullification Door Lube Inspection for a piece of equipment:	
Message Header	#ABCD bbbb 0001UMLRC000410311212RRDC bbbb /
Control Group Header	*CH12345620041031121200USERID bb
Data Group Header	*DH0001 DLN
Detail Record	+0001 b ABCD0000123456REPT b ABCD
Detail Record	+0001 b ABCD0000123456PERF b ABCD
Detail Record	+0001 b ABCD0000123456DTDN b 20041030
Detail Record	+0001 b ABCD0000123456SPLC b 115341000
Data Group Summary	=DS0001SUM0004
Control Group Summary	=CS1234560001
Trailer	\$0001EOM! Where ! = hex '9C'

Umler TRAIN II Messaging Specifications

17.7.2 UMLRC60

Outbound UMLRC60 TRAIN II message sent in response to a nullification of a door lube inspection	
Message Header	#RRDCbbb0001UMLRC600410311212ABCDbbb/
Control Group Header	*CH65432120041031121200USERIDbbABCD12345620041031121200
Data Group Header	*DH0001DLN
Detail Record	+0001bABCD00001234560002bBOXCREPTbABCD
Detail Record	+0001bABCD00001234560002bBOXCPERFbABCD
Detail Record	+0001bABCD00001234560002bBOXCDTDNb20041030
Detail Record	+0001bABCD00001234560002bBOXCSPLCb115341000
Data Group Summary	=DS0001SUM0004
Data Group Header	*DH0002DLI
Detail Record	+0001bABCD00001234560002bBOXCREPTbABCD
Detail Record	+0001bABCD00001234560002bBOXCPERFbABCD
Detail Record	+0001bABCD00001234560002bBOXCDTDNb20021030
Detail Record	+0001bABCD00001234560002bBOXCSPLCb115341000
Data Group Summary	=DS0002SUM0004
Data Group Header	*DH0003ECC
Detail Record	+0001bABCD00001234560002bBOXCDUDLb20071030
Data Group Summary	=DS0003SUM0001
Control Group Summary	=CS6543210003
Trailer	\$0001EOM! Where ! = hex '9C'

Umler TRAIN II Messaging Specifications

17.7.3 UMLRC61

Outbound UMLRC61 TRAIN II message sent in response to a nullification of a door lube inspection	
Message Header	#RRDC bbbb 0001 UMLRC61 0410311212ABCD bbbb /
Control Group Header	*CH65432120041031121200USERID bb ABCD12345620041031121200
Data Group Header	*DH0001DLN
Detail Record	+ 0001 b ABCD00001234560002 b BOXCREPT2004-10-31-12.12.01.000004 b ABCD
Detail Record	+ 0001 b ABCD00001234560002 b BOXCPERF2004-10-31-12.12.01.000004 b ABCD
Detail Record	+ 0001 b ABCD00001234560002 b BOXCDTDN2004-10-31-12.12.01.000004 b 20041030
Detail Record	+ 0001 b ABCD00001234560002 b BOXCSPLC2004-10-31-12.12.01.000004 b 115341000
Data Group Summary	=DS0001SUM0004
Data Group Header	*DH0002DLI
Detail Record	+ 0001 b ABCD00001234560002 b BOXCREPT2004-10-31-12.12.01.000004 b ABCD
Detail Record	+ 0001 b ABCD00001234560002 b BOXCPERF2004-10-31-12.12.01.000004 b ABCD
Detail Record	+ 0001 b ABCD00001234560002 b BOXCDTDN2004-10-31-12.12.01.000004 b 20021030
Detail Record	+ 0001 b ABCD00001234560002 b BOXCSPLC2004-10-31-12.12.01.000004 b 115341000
Data Group Summary	=DS0002SUM0004
Data Group Header	*DH0003 ECC
Detail Record	+ 0001 b ABCD00001234560002 b BOXCDUDL2004-10-31-12.12.01.000004 b 20071030
Data Group Summary	=DS0003SUM0001
Control Group Summary	=CS6543210003
Trailer	\$0001EOM! Where ! = hex '9C'

18 Autorack Repair (Activity Type 992)

18.1 Inbound Transaction Types

The following are valid values for the TRANSACTION TYPE field on the Data Group Header Record for inbound autorack repair transactions.

Transaction Type	Description
ARR	Autorack repair.
ARN	Autorack repair nullification.

18.2 Outbound Transaction Types

The following are valid values for the TRANSACTION TYPE field on the Data Group Header Record for outbound autorack repair transactions.

Transaction Type	Description
ARR	Autorack repair.
ARN	Autorack repair nullification.

18.3 Input Element IDs

The following are the valid values for element ID for autorack repair transactions on an inbound UMLRC00 message.

Element ID	Description	Format	Length	Mandatory/ Optional
REPT	Reporter	character	4	mandatory
PERF	Performer	character	4	mandatory
SPLC	SPLC	character	9	mandatory
DTDN	Date Done	date (CCYYMMDD)	8	mandatory

18.4 Output Element IDs

The following are the valid values for element ID for autorack repairs on outbound UMLRC60/UMLRC61 messages.

A transaction type of 'ARR' or 'ARN' will send will send the following elements.

Element ID	Description	Format	Length
REPT	Reporter	character	4
PERF	Performer	character	4
SPLC	SPLC	character	9
DTDN	Date Done	date (CCYYMMDD)	8

18.5 Detail Record Format

Refer to [Appendix Q – Detail Record format for equipment](#) for a description of the detail record format for equipment related transactions.

18.6 Message Examples For Reporting Autorack Repair

In the examples below, the shaded area **b** represents a value of space.

18.6.1 UMLRC00

Inbound UMLRC00 TRAIN II message to report an autorack repair for a piece of equipment:	
Message Header	#ABCD bbbb 0001 UMLRC00 0410311212RRDC bbbb /
Control Group Header	*CH12345620041031121200USERID bb
Data Group Header	*DH0001 ARR
Detail Record	+ 0001 b ABCD0000123456REPT b ABCD
Detail Record	+ 0001 b ABCD0000123456PERF b ABCD
Detail Record	+ 0001 b ABCD0000123456DTDN b 20041030
Detail Record	+ 0001 b ABCD0000123456SPLC b 115341000
Data Group Summary	=DS0001SUM0004
Control Group Summary	=CS1234560001
Trailer	\$0001EOM! Where ! = hex '9C'

18.6.2 UMLRC60

Outbound UMLRC60 TRAIN II message to report an autorack repair for a piece of equipment:	
Message Header	#RRDC bbbb 0001 UMLRC60 0410311212ABCD bbbb /
Control Group Header	*CH65432120041031121200USERID bb ABCD12345620041031121200
Data Group Header	*DH0001 ARR
Detail Record	+ 0001 b ABCD00001234560002 b VFLTREPT b ABCD
Detail Record	+ 0001 b ABCD00001234560002 b VFLTPERF b ABCD
Detail Record	+ 0001 b ABCD00001234560002 b VFLTDTDN b 20041030
Detail Record	+ 0001 b ABCD00001234560002 b VFLTSPLC b 115341000
Data Group Summary	=DS0001SUM0004
Control Group Summary	=CS6543210001
Trailer	\$0001EOM! Where ! = hex '9C'

18.6.3 UMLRC61

Outbound UMLRC61 TRAIN II message to report an autorack repair for a piece of equipment:	
Message Header	#RRDC bbbb 0001 UMLRC61 0410311212ABCD bbbb /
Control Group Header	*CH65432120041031121200USERID bb ABCD12345620041031121200
Data Group Header	*DH0001 ARR
Detail Record	+ 0001 b ABCD00001234560002 b VFLTREPT2004-10-31-12.12.01.000004 b ABCD
Detail Record	+ 0001 b ABCD00001234560002 b VFLTPERF2004-10-31-12.12.01.000005 b ABCD
Detail Record	+ 0001 b ABCD00001234560002 b VFLTDTDN2004-10-31-12.12.01.000006 b 20041030
Detail Record	+ 0001 b ABCD00001234560002 b VFLTSPLC2004-10-31-12.12.01.000007 b 115341000
Data Group Summary	=DS0001SUM0004
Control Group Summary	=CS6543210001
Trailer	\$0001EOM! Where ! = hex '9C'

18.7 Message Examples For Nullification of Autorack Repair

In the examples below, the shaded area **b** represents a value of space.

NOTE: The only transaction sent for nullification will be the nullification transaction. No prior autorack repair history is sent on the outbound messages.

# of inspections in history for equipment (besides transaction being nullified)	Transactions received
0 or more	ARN – Autorack repair nullification

18.7.1 UMLRC00

Inbound UMLRC00 TRAIN II message to report a nullification autorack repair for a piece of equipment:	
Message Header	#ABCD bbbb 0001 UMLRC00 0410311212RRDC bbbb /
Control Group Header	*CH12345620041031121200USERID bb
Data Group Header	*DH0001 ARN
Detail Record	+ 0001 b ABCD0000123456REPT b ABCD
Detail Record	+ 0001 b ABCD0000123456PERF b ABCD
Detail Record	+ 0001 b ABCD0000123456DTDN b 20041030
Detail Record	+ 0001 b ABCD0000123456SPLC b 115341000
Data Group Summary	=DS0001SUM0004
Control Group Summary	=CS1234560001
Trailer	\$0001EOM! Where ! = hex '9C'

18.7.2 UMLRC60

Outbound UMLRC60 TRAIN II message sent in response to a nullification of an autorack repair	
Message Header	#RRDC bbbb 0001 UMLRC60 0410311212ABCD bbbb /
Control Group Header	*CH65432120041031121200USERID bb ABCD12345620041031121200
Data Group Header	*DH0001 ARN
Detail Record	+ 0001 b ABCD00001234560002 b VFLTREPT b ABCD
Detail Record	+ 0001 b ABCD00001234560002 b VFLTPERF b ABCD
Detail Record	+ 0001 b ABCD00001234560002 b VFLTDTDN b 20041030
Detail Record	+ 0001 b ABCD00001234560002 b VFLTSPLC b 115341000
Data Group Summary	=DS0001SUM0004
Control Group Summary	=CS6543210001
Trailer	\$0001EOM! Where ! = hex '9C'

Umler TRAIN II Messaging Specifications

18.7.3 UMLRC61

Outbound UMLRC61 TRAIN II message sent in response to a nullification of an autorack repair:	
Message Header	#RRDC bbbb 0001 UMLRC61 0410311212ABCD bbbb /
Control Group Header	*CH65432120041031121200USERID bb ABCD12345620041031121200
Data Group Header	*DH0001ARN
Detail Record	+ 0001 b ABCD00001234560002 b VFLTREPT2004-10-31-12.12.01.000004 b ABCD
Detail Record	+ 0001 b ABCD00001234560002 b VFLTPERF2004-10-31-12.12.01.000004 b ABCD
Detail Record	+ 0001 b ABCD00001234560002 b VFLTDTDN2004-10-31-12.12.01.000004 b 20041030
Detail Record	+ 0001 b ABCD00001234560002 b VFLTSPLC2004-10-31-12.12.01.000004 b 115341000
Data Group Summary	=DS0001SUM0004
Control Group Summary	=CS6543210001
Trailer	\$0001EOM! Where ! = hex '9C'

19 Autorack Certification (Activity Type 970)

19.1 Inbound Transaction Types

The following are valid values for the TRANSACTION TYPE field on the Data Group Header Record for inbound autorack certification transactions.

Transaction Type	Description
ARC	Autorack certification.

19.2 Outbound Transaction Types

The following are valid values for the TRANSACTION TYPE field on the Data Group Header Record for outbound autorack certification transactions.

Transaction Type	Description
ARC	Autorack certification.
ECC	Equipment characteristic change to notify new due date.
ACN	Autorack certification nullification. The nullification of a certification can only be performed on the Umler website. The ACN transaction is sent as a notification of the web activity.

19.3 Input Element IDs

The following are the valid values for element ID for autorack certification transactions on an inbound UMLRC00 message.

Element ID	Description	Format	Length	Mandatory/ Optional
REPT	Reporter	character	4	mandatory
PERF	Performer	character	4	mandatory
SPLC	SPLC	character	9	mandatory
DTDN	Date Done	date (CCYYMMDD)	8	mandatory

Umler TRAIN II Messaging Specifications

19.4 Output Element IDs

The following are the valid values for element ID for autorack certifications on outbound UMLRC60/UMLRC61 messages.

A transaction type of 'ARC' or 'ACN' will send the will send the following elements.

Element ID	Description	Format	Length
REPT	Reporter	character	4
PERF	Performer	character	4
SPLC	SPLC	character	9
DTDN	Date Done	date (CCYYMMDD)	8

A transaction type of 'ECC' will send the will send the following element.

Element ID	Description	Format	Length
DUAI	Autorack Inspection Due Date	character	8

19.5 Detail Record Format

Refer to Appendix Q – Detail Record Format for Equipment for a description of the detail record format for equipment related transactions.

19.6 Message Examples For Autorack Certification

In the examples below, the shaded area **b** represents a value of space.

19.6.1 UMLRC00

Inbound UMLRC00 TRAIN II message to report an autorack certification for a piece of equipment:	
Message Header	#ABCD bbbb 0001 UMLRC00 0410311212RRDC bbbb /
Control Group Header	*CH12345620041031121200USERID bb
Data Group Header	*DH0001 ARC
Detail Record	+ 0001 b ABCD0000123456REPT b ABCD
Detail Record	+ 0001 b ABCD0000123456PERF b ABCD
Detail Record	+ 0001 b ABCD0000123456DTDN b 20041030
Detail Record	+ 0001 b ABCD0000123456SPLC b 115341000
Data Group Summary	=DS0001SUM0004
Control Group Summary	=CS1234560001
Trailer	\$0001EOM! Where ! = hex '9C'

19.6.2 UMLRC60

Outbound UMLRC60 TRAIN II message to report an autorack certification for a piece of equipment:	
Message Header	#RRDC bbbb 0001 UMLRC60 0410311212ABCD bbbb /
Control Group Header	*CH65432120041031121200USERID bb ABCD12345620041031121200
Data Group Header	*DH0001 ARC
Detail Record	+ 0001 b ABCD00001234560002 b FLATREPT b ABCD
Detail Record	+ 0001 b ABCD00001234560002 b FLATPERF b ABCD
Detail Record	+ 0001 b ABCD00001234560002 b FLATDTDN b 20041030
Detail Record	+ 0001 b ABCD00001234560002 b FLATSPLC b 115341000
Data Group Summary	=DS0001SUM0004
Data Group Header	*DH0002ECC
Detail Record	+ 0001 b ABCD00001234560002 b FLATDUA b 20061030
Data Group Summary	=DS0002SUM0001
Control Group Summary	=CS6543210002
Trailer	\$0001EOM! Where ! = hex '9C'

Umler TRAIN II Messaging Specifications

19.6.3 UMLRC61

Outbound UMLRC61 TRAIN II message to report an autorack certification for a piece of equipment:	
Message Header	#RRDC bbbb 0001 UMLRC61 0410311212ABCD bbbb /
Control Group Header	*CH65432120041031121200USERID bb ABCD12345620041031121200
Data Group Header	*DH0001 ARC
Detail Record	+ 0001 b ABCD00001234560002 b FLATREPT2004-10-31-12.12.01.000004 b ABCD
Detail Record	+ 0001 b ABCD00001234560002 b FLATPERF2004-10-31-12.12.01.000005 b ABCD
Detail Record	+ 0001 b ABCD00001234560002 b FLATDTDN2004-10-31-12.12.01.000006 b 20041030
Detail Record	+ 0001 b ABCD00001234560002 b FLATSPLC2004-10-31-12.12.01.000007 b 115341000
Data Group Summary	=DS0001SUM0004
Data Group Header	*DH0002ECC
Detail Record	+ 0001 b ABCD00001234560002 b FLATDUAI2004-10-31-12.12.01.000007 b 20061030
Data Group Summary	=DS0002SUM0001
Control Group Summary	=CS6543210002
Trailer	\$0001EOM! Where ! = hex '9C'

19.7 Message Examples For Nullification of Autorack Certification

In the examples below, the shaded area **b** represents a value of space.

NOTE: The transactions sent for nullification will depend on the inspection history of the equipment. The following shows what transactions are received depending on the equipment's autorack certification history.

# of inspections in history for equipment (besides transaction being nullified)	Transactions received
0 or more	ACN – Autorack certification nullification

19.7.1 UMLRC00

Inbound UMLRC00 TRAIN II message to report a nullification autorack certification for a piece of equipment:	
Message Header	#ABCD bbbb 0001 UMLRC00 0410311212RRDC bbbb /
Control Group Header	*CH12345620041031121200USERID bb
Data Group Header	*DH0001 ACN
Detail Record	+ 0001 b ABCD0000123456REPT b ABCD
Detail Record	+ 0001 b ABCD0000123456PERF b ABCD
Detail Record	+ 0001 b ABCD0000123456DTDN b 20041030
Detail Record	+ 0001 b ABCD0000123456SPLC b 115341000
Data Group Summary	=DS0001SUM0004
Control Group Summary	=CS1234560001
Trailer	\$0001EOM! Where ! = hex '9C'

Umler TRAIN II Messaging Specifications

19.7.2 UMLRC60

Outbound UMLRC60 TRAIN II message sent in response to a nullification of an autorack certification:	
Message Header	#RRDC bbbb 0001 UMLRC60 0410311212ABCD bbbb /
Control Group Header	*CH65432120041031121200USERID bb ABCD12345620041031121200
Data Group Header	*DH0001ACN
Detail Record	+ 0001 b ABCD00001234560002 b FLATREPT b ABCD
Detail Record	+ 0001 b ABCD00001234560002 b FLATPERF b ABCD
Detail Record	+ 0001 b ABCD00001234560002 b FLATDTDN b 20041030
Detail Record	+ 0001 b ABCD00001234560002 b FLATSPLC b 115341000
Data Group Summary	=DS0001SUM0004
Data Group Header	*DH0002ECC
Detail Record	+ 0001 b ABCD00001234560002 b FLATDUAI b 20061030
Data Group Summary	=DS0002SUM0001
Control Group Summary	=CS6543210002
Trailer	\$0001EOM! Where ! = hex '9C'

Umler TRAIN II Messaging Specifications

19.7.3 UMLRC61

Outbound UMLRC61 TRAIN II message sent in response to a nullification of an autorack certification:	
Message Header	#RRDC bbbb 0001 UMLRC61 0410311212ABCD bbbb /
Control Group Header	*CH65432120041031121200USERID bb ABCD12345620041031121200
Data Group Header	*DH0001ACN
Detail Record	+ 0001 b ABCD00001234560002 b FLATREPT2004-10-31-12.12.01.000004 b ABCD
Detail Record	+ 0001 b ABCD00001234560002 b FLATPERF2004-10-31-12.12.01.000004 b ABCD
Detail Record	+ 0001 b ABCD00001234560002 b FLATDTDN2004-10-31-12.12.01.000004 b 20041030
Detail Record	+ 0001 b ABCD00001234560002 b FLATSPLC2004-10-31-12.12.01.000004 b 115341000
Data Group Summary	=DS0001SUM0004
Data Group Header	*DH0002ECC
Detail Record	+ 0001 b ABCD00001234560002 b FLATDUI2004-10-31-12.12.01.000007 b 20061030
Data Group Summary	=DS0002SUM0001
Control Group Summary	=CS6543210002
Trailer	\$0001EOM! Where ! = hex '9C'

20 Autorack Inspection (Activity Type 970A)

20.1 Inbound Transaction Types

The following are valid values for the TRANSACTION TYPE field on the Data Group Header Record for inbound autorack inspection transactions.

Transaction Type	Description
ARI	Autorack inspection.
AIN	Autorack inspection nullification.

20.2 Outbound Transaction Types

The following are valid values for the TRANSACTION TYPE field on the Data Group Header Record for outbound autorack inspection transactions.

Transaction Type	Description
ARI	Autorack inspection.
ECC	Equipment characteristic change to notify new due date and category.
AIN	Autorack inspection nullification.

Umler TRAIN II Messaging Specifications

20.3 Input Element IDs

The following are the valid values for element ID for autorack inspection transactions on an inbound UMLRC00 message.

Element ID	Description	Format	Length	Mandatory/ Optional
REPT	Reporter	character	4	mandatory
PERF	Performer	character	4	mandatory
SPLC	SPLC	character	9	mandatory
DTDN	Date Done	date (CCYYMMDD)	8	mandatory
INID	Inspector ID	character	4	mandatory
EXRS	Exterior Roof Sheets	character	1	mandatory
EXSS	Exterior Side Screens	character	1	mandatory
INSI	Interior Side Posts	character	1	mandatory
TPDS	Top Deck Surface	character	1	mandatory
UNOD	Underside of Deck	character	1	mandatory
EXSP	Exterior Shear Panel	character	1	mandatory
INSP	Interior Shear Panel	character	1	mandatory
EXDR	Exterior Door	character	1	mandatory
INDR	Interior Door	character	1	mandatory

20.4 Output Element IDs

The following are the valid values for element ID for autorack inspection on outbound UMLRC60/UMLRC61 messages.

A transaction type of ‘ARI’ or ‘AIN’ will send the following elements.

Element ID	Description	Format	Length
REPT	Reporter	character	4
PERF	Performer	character	4
SPLC	SPLC	character	9
DTDN	Date Done	date (CCYYMMDD)	8

A transaction type of ‘ECC’ will send the new autorack inspection due date.

Element ID	Description	Format	Length
DUAI	Autorack Inspection Due Date.	date (CCYYMMDD)	8
ARCG	Autorack category.	character	1

20.5 Detail Record Format

Refer to Appendix Q – Detail Record Format for Equipment for a description of the detail record format for equipment related transactions.

20.6 Message Examples For Autorack Inspection

In the examples below, the shaded area **b** represents a value of space.

20.6.1 UMLRC00

Inbound UMLRC00 TRAIN II message to report an autorack inspection for a piece of equipment:	
Message Header	#ABCD bbbb 0001 UMLRC00 0410311212RRDC bbbb /
Control Group Header	*CH12345620041031121200USERID bb
Data Group Header	*DH0001 ARI
Detail Record	+ 0001 b ABCD0000123456REPT b ABCD
Detail Record	+ 0001 b ABCD0000123456PERF b ABCD
Detail Record	+ 0001 b ABCD0000123456DTDN b 20041030
Detail Record	+ 0001 b ABCD0000123456SPLC b 115341000
Detail Record	+ 0001 b ABCD0000123456INID b ABCD
Detail Record	+ 0001 b ABCD0000123456EXRS b 1
Detail Record	+ 0001 b ABCD0000123456EXSS b 1
Detail Record	+ 0001 b ABCD0000123456INSI b 1
Detail Record	+ 0001 b ABCD0000123456TPDS b 1
Detail Record	+ 0001 b ABCD0000123456UNOD b 1
Detail Record	+ 0001 b ABCD0000123456EXSP b 1
Detail Record	+ 0001 b ABCD0000123456INSP b 1
Detail Record	+ 0001 b ABCD0000123456EXDR b 1
Detail Record	+ 0001 b ABCD0000123456INDR b 1
Data Group Summary	=DS0001SUM0014
Control Group Summary	=CS1234560001
Trailer	\$0001EOM! Where ! = hex '9C'

Umler TRAIN II Messaging Specifications

20.6.2 UMLRC60

Outbound UMLRC60 TRAIN II message to report an autorack inspection for a piece of equipment:	
Message Header	#RRDC bbbb 0001 UMLRC60 0410311212ABCD bbbb /
Control Group Header	*CH65432120041031121200USERID bb ABCD12345620041031121200
Data Group Header	*DH0001 ARI
Detail Record	+ 0001 b ABCD00001234560002 b BOXCREPT b ABCD
Detail Record	+ 0001 b ABCD00001234560002 b BOXCPERF b ABCD
Detail Record	+ 0001 b ABCD00001234560002 b BOXCDTDN b 20041030
Detail Record	+ 0001 b ABCD00001234560002 b BOXCSPLC b 115341000
Data Group Summary	=DS0001SUM0004
Data Group Header	*DH0002 ECC
Detail Record	+ 0001 b ABCD00001234560002 b BOXCDUAI b 20071030
Detail Record	+ 0001 b ABCD00001234560002 b BOXCARCG b 1
Data Group Summary	=DS0002SUM0002
Control Group Summary	=CS6543210002
Trailer	\$0001EOM! Where ! = hex '9C'

20.6.3 UMLRC61

Outbound UMLRC61 TRAIN II message to report an autorack inspection for a piece of equipment:	
Message Header	#RRDC bbbb 0001 UMLRC61 0410311212ABCD bbbb /
Control Group Header	*CH65432120041031121200USERID bb ABCD12345620041031121200
Data Group Header	*DH0001 ARI
Detail Record	+ 0001 b ABCD00001234560002 b BOXCREPT2004-10-31-12.12.01.000004 b ABCD
Detail Record	+ 0001 b ABCD00001234560002 b BOXCPERF2004-10-31-12.12.01.000005 b ABCD
Detail Record	+ 0001 b ABCD00001234560002 b BOXCDTDN2004-10-31-12.12.01.000006 b 20041030
Detail Record	+ 0001 b ABCD00001234560002 b BOXCSPLC2004-10-31-12.12.01.000007 b 115341000
Data Group Summary	=DS0001SUM0004
Data Group Header	*DH0002 ECC
Detail Record	+ 0001 b ABCD00001234560002 b BOXCDUAI2004-10-31-12.12.01.000007 b 20071030
Detail Record	+ 0001 b ABCD00001234560002 b BOXCARCG2004-10-31-12.12.01.000007 b 1
Data Group Summary	=DS0002SUM0002
Control Group Summary	=CS6543210002
Trailer	\$0001EOM! Where ! = hex '9C'

20.7 Message Examples For Nullification of Autorack Inspection

In the examples below, the shaded area **b** represents a value of space.

NOTE: The transactions sent for nullification will depend on the inspection history of the equipment. The following shows what transactions are received depending on the equipment's autorack inspection history.

# of inspections in history for equipment (besides transaction being nullified)	Transactions received
0 or more	AIN – Autorack inspection nullification

20.7.1 UMLRC00

Inbound UMLRC00 TRAIN II message to report a nullification autorack inspection for a piece of equipment:	
Message Header	#ABCD b bbb0001UMLRC000410311212RRDC b bbb/
Control Group Header	*CH12345620041031121200USERID b b
Data Group Header	*DH0001 AIN
Detail Record	+0001 b ABCD0000123456REPT b ABCD
Detail Record	+0001 b ABCD0000123456PERF b ABCD
Detail Record	+0001 b ABCD0000123456DTDN b 20041030
Detail Record	+0001 b ABCD0000123456SPLC b 115341000
Detail Record	+0001 b ABCD0000123456INID b ABCD
Detail Record	+0001 b ABCD0000123456EXRS b 1
Detail Record	+0001 b ABCD0000123456EXSS b 1
Detail Record	+0001 b ABCD0000123456INS b 1
Detail Record	+0001 b ABCD0000123456TPDS b 1
Detail Record	+0001 b ABCD0000123456UNOD b 1
Detail Record	+0001 b ABCD0000123456EXSP b 1
Detail Record	+0001 b ABCD0000123456INSP b 1
Detail Record	+0001 b ABCD0000123456EXDR b 1
Detail Record	+0001 b ABCD0000123456INDR b 1
Data Group Summary	=DS0001SUM0014
Control Group Summary	=CS1234560001
Trailer	\$0001EOM! Where ! = hex '9C'

Umler TRAIN II Messaging Specifications

20.7.2 UMLRC60

Outbound UMLRC60 TRAIN II message to nullify an autorack inspection for a piece of equipment:	
Message Header	#RRDC bbbb 0001 UMLRC60 0410311212ABCD bbbb /
Control Group Header	*CH65432120041031121200USERID bb ABCD12345620041031121200
Data Group Header	*DH0001 AIN
Detail Record	+ 0001 b ABCD00001234560002 b BOXCREPT b EFGH
Detail Record	+ 0001 b ABCD00001234560002 b BOXCPERF b EFGH
Detail Record	+ 0001 b ABCD00001234560002 b BOXCDTDN b 20021030
Detail Record	+ 0001 b ABCD00001234560002 b BOXCSPLC b 113341000
Data Group Summary	=DS0001SUM0004
Data Group Header	*DH0002 ECC
Detail Record	+ 0001 b ABCD00001234560002 b BOXCDUAI b 99991231
Detail Record	+ 0001 b ABCD00001234560002 b BOXCARCG bb
Data Group Summary	=DS0002SUM0002
Control Group Summary	=CS6543210002
Trailer	\$0001EOM! Where ! = hex '9C'

Umler TRAIN II Messaging Specifications

20.7.3 UMLRC61

Outbound UMLRC61 TRAIN II message to nullify an autorack inspection for a piece of equipment:	
Message Header	#RRDC bbbb 0001 UMLRC61 0410311212ABCD bbbb /
Control Group Header	*CH65432120041031121200USERID bb ABCD12345620041031121200
Data Group Header	*DH0001 AIN
Detail Record	+ 0001 b ABCD00001234560002 b BOXCREPT2004-10-31-12.12.01.000004 b EFGH
Detail Record	+ 0001 b ABCD00001234560002 b BOXCPERF2004-10-31-12.12.01.000005 b EFGH
Detail Record	+ 0001 b ABCD00001234560002 b BOXCDTDN2004-10-31-12.12.01.000006 b 20021030
Detail Record	+ 0001 b ABCD00001234560002 b BOXCSPLC2004-10-31-12.12.01.000007 b 113341000
Data Group Summary	=DS0001SUM0004
Data Group Header	*DH0002 ECC
Detail Record	+ 0001 b ABCD00001234560002 b BOXCDUAI2004-10-31-12.12.01.000007 b 20071030
Detail Record	+ 0001 b ABCD00001234560002 b BOXCARCG2004-10-31-12.12.01.000007 b 1
Data Group Summary	=DS0002SUM0002
Control Group Summary	=CS6543210002
Trailer	\$0001EOM! Where ! = hex '9C'

21 Report Vehicular Flat Certification

21.1 Inbound Transaction Types

The following are valid values for the TRANSACTION TYPE field on the Data Group Header Record for inbound Vehicular Flat Certifications.

Transaction Type	Description
VFC	Vehicular Flat Certification.

21.2 Outbound Transaction Types

The following are valid values for the TRANSACTION TYPE field on the Data Group Header Record for outbound Vehicular Flat Certifications.

Transaction Type	Description
VFC	Vehicular Flat Certification.
VFN	Vehicular flat certification nullification. The nullification of a certification can only be performed on the UMLR website. The VFN transaction is sent as a notification of the web activity.

21.3 Input Element IDs

The following are the valid values for element ID for Vehicular Flat Certifications on an inbound UMLRC00 message.

Element ID	Description	Format	Length	Mandatory/ Optional
REPT	Reporter	character	4	mandatory
PERF	Performer	character	4	mandatory
SPLC	SPLC	character	9	mandatory
DTDN	Date Done	date (CCYYMMDD)	8	mandatory

Umler TRAIN II Messaging Specifications

21.4 Output Element IDs

The following are the valid values for element ID for Vehicular Flat Certifications on outbound UMLRC60/UMLRC61 messages.

A transaction type of 'VHC' or 'VFN' will send will send the following elements.

Element ID	Description	Format	Length
REPT	Reporter	character	4
PERF	Performer	character	4
SPLC	SPLC	character	9
DTDN	Date Done	date (CCYYMMDD)	8

21.5 Detail Record Format

Refer to Appendix Q – Detail Record Format for Equipment for a description of the detail record format for equipment related transactions.

21.6 Message Examples to Report Vehicular Flat Certification

In the examples below, the shaded area **b** represents a value of space.

21.6.1 UMLRC00

Inbound UMLRC00 TRAIN II message to report a Vehicular Flat Certification for a piece of equipment:	
Message Header	#ABCD bbbb 0001UMLRC000410311212RRDC bbbb /
Control Group Header	*CH12345620041031121200USERID bb
Data Group Header	*DH0001 VFC
Detail Record	+0001 b ABCD0000123456REPT b ABCD
Detail Record	+0001 b ABCD0000123456PERF b ABCD
Detail Record	+0001 b ABCD0000123456DTDN b 20041030
Detail Record	+0001 b ABCD0000123456SPLC b 115341000
Data Group Summary	=DS0001SUM0004
Control Group Summary	=CS1234560001
Trailer	\$0001EOM! Where ! = hex '9C'

21.6.2 UMLRC60

Outbound UMLRC60 TRAIN II message to report a Vehicular Flat Certification for a piece of equipment:	
Message Header	#RRDC bbbb 0001UMLRC600410311212ABCD bbbb /
Control Group Header	*CH65432120041031121200USERID bb ABCD12345620041031121200
Data Group Header	*DH0001 VFC
Detail Record	+0001 b ABCD00001234560002 b BOXCREPT b ABCD
Detail Record	+0001 b ABCD00001234560002 b BOXCPERF b ABCD
Detail Record	+0001 b ABCD00001234560002 b BOXCDTDN b 20041030
Detail Record	+0001 b ABCD00001234560002 b BOXCSPLC b 115341000
Data Group Summary	=DS0001SUM0004
Control Group Summary	=CS6543210001
Trailer	\$0001EOM! Where ! = hex '9C'

21.6.3 UMLRC61

Outbound UMLRC61 TRAIN II message to report a Vehicular Flat Certification for a piece of equipment:	
Message Header	#RRDC bbbb 0001UMLRC610410311212ABCD bbbb /
Control Group Header	*CH65432120041031121200USERID bb ABCD12345620041031121200
Data Group Header	*DH0001 VFC
Detail Record	+0001 b ABCD00001234560002 b BOXCREPT2004-10-31-12.12.01.000004 b ABCD
Detail Record	+0001 b ABCD00001234560002 b BOXCPERF2004-10-31-12.12.01.000005 b ABCD
Detail Record	+0001 b ABCD00001234560002 b BOXCDTDN2004-10-31-12.12.01.000006 b 20041030
Detail Record	+0001 b ABCD00001234560002 b BOXCSPLC2004-10-31-12.12.01.000007 b 115341000
Data Group Summary	=DS0001SUM0004
Control Group Summary	=CS6543210001
Trailer	\$0001EOM! Where ! = hex '9C'

21.7 Message Examples For Nullification of Vehicular Flat Certification

In the examples below, the shaded area **b** represents a value of space.

NOTE: The transactions sent for nullification will depend on the inspection history of the equipment. The following shows what transactions are received depending on the equipment’s vehicular flat certification history.

# of inspections in history for equipment (besides transaction being nullified)	Transactions received
0	VFN– Vehicular flat certification nullification
1 or more	VFN – Vehicular flat certification nullification VFC – Vehicular flat certification

21.7.1 UMLRC00

Inbound UMLRC00 TRAIN II message to report a Vehicular Flat Certification for a piece of equipment:	
Message Header	#ABCD bbbb 0001 UMLRC00 0410311212RRDC bbbb /
Control Group Header	*CH12345620041031121200USERID bb
Data Group Header	*DH0001 VFN
Detail Record	+ 0001 b ABCD0000123456REPT b ABCD
Detail Record	+ 0001 b ABCD0000123456PERF b ABCD
Detail Record	+ 0001 b ABCD0000123456DTDN b 20041030
Detail Record	+ 0001 b ABCD0000123456SPLC b 115341000
Data Group Summary	=DS0001SUM0004
Control Group Summary	=CS1234560001
Trailer	\$0001EOM! Where ! = hex '9C'

Umler TRAIN II Messaging Specifications

21.7.2 UMLRC60

Outbound UMLRC60 TRAIN II message sent in response to a nullification of a vehicular flat certification:	
Message Header	#RRDC bbbb 0001 UMLRC60 0410311212ABCD bbbb /
Control Group Header	*CH65432120041031121200USERID bb ABCD12345620041031121200
Data Group Header	*DH0001VFN
Detail Record	+ 0001 b ABCD00001234560002 b BOXCREPT b ABCD
Detail Record	+ 0001 b ABCD00001234560002 b BOXCPERF b ABCD
Detail Record	+ 0001 b ABCD00001234560002 b BOXCDTDN b 20041030
Detail Record	+ 0001 b ABCD00001234560002 b BOXCSPLC b 115341000
Data Group Summary	=DS0001SUM0004
Data Group Header	*DH0002VFC
Detail Record	+ 0001 b ABCD00001234560002 b BOXCREPT b ABCD
Detail Record	+ 0001 b ABCD00001234560002 b BOXCPERF b ABCD
Detail Record	+ 0001 b ABCD00001234560002 b BOXCDTDN b 20021030
Detail Record	+ 0001 b ABCD00001234560002 b BOXCSPLC b 115341000
Data Group Summary	=DS0002SUM0004
Control Group Summary	=CS6543210002
Trailer	\$0001EOM! Where ! = hex '9C'

21.7.3 UMLRC61

Outbound UMLRC61 TRAIN II message sent in response to a nullification of a vehicular flat certification:	
Message Header	#RRDC bbbb 0001 UMLRC61 0410311212ABCD bbbb /
Control Group Header	*CH65432120041031121200USERID bb ABCD12345620041031121200
Data Group Header	*DH0001VFN
Detail Record	+ 0001 b ABCD00001234560002 b BOXCREPT2004-10-31-12.12.01.000004 b ABCD
Detail Record	+ 0001 b ABCD00001234560002 b BOXCPERF2004-10-31-12.12.01.000004 b ABCD
Detail Record	+ 0001 b ABCD00001234560002 b BOXCDTDN2004-10-31-12.12.01.000004 b 20041030
Detail Record	+ 0001 b ABCD00001234560002 b BOXCSPLC2004-10-31-12.12.01.000004 b 115341000
Data Group Summary	=DS0001SUM0004
Data Group Header	*DH0002VFC
Detail Record	+ 0001 b ABCD00001234560002 b BOXCREPT2004-10-31-12.12.01.000004 b ABCD
Detail Record	+ 0001 b ABCD00001234560002 b BOXCPERF2004-10-31-12.12.01.000004 b ABCD
Detail Record	+ 0001 b ABCD00001234560002 b BOXCDTDN2004-10-31-12.12.01.000004 b 20021030
Detail Record	+ 0001 b ABCD00001234560002 b BOXCSPLC2004-10-31-12.12.01.000004 b 115341000
Data Group Summary	=DS0002SUM0004
Control Group Summary	=CS6543210002
Trailer	\$0001EOM! Where ! = hex '9C'

22 Report FRA Locomotive Inspections

22.1 Inbound Transaction Types

The following are valid values for the TRANSACTION TYPE field on the Data Group Header Record for inbound FRA Locomotive Inspections.

Transaction Type	Description
CSI	60-day cab signals inspection
FRA	3-year/4-year/5-year/8.5 year FRA Locomotive Air Brake Inspection
FRQ	92-day (quarterly) FRA Locomotive Inspection
FRY	368-day (annual) FRA Locomotive Inspection
FRB	736-day (biennial) FRA Locomotive Inspection
CSN	Nullification of a 60-day cab signals inspection.
FRN	Nullification of a 3-year/4-year/5-year/8.5 year FRA Locomotive Air Brake Inspection.
FQN	Nullification of a 92-day (quarterly) FRA Locomotive Inspection.
FYN	Nullification of a 368-day (annual) FRA Locomotive Inspection.
FBN	Nullification of a 736-day (biennial) FRA Locomotive Inspection.

22.2 Outbound Transaction Types

The following are valid values for the TRANSACTION TYPE field on the Data Group Header Record for outbound FRA Locomotive Inspections.

Transaction Type	Description
FRA	FRA Locomotive Inspections.
CSI	60-day cab signals inspection
FRQ	92-day (quarterly) FRA Locomotive Inspection
FRY	368-day (annual) FRA Locomotive Inspection
FRB	736-day (biennial) FRA Locomotive Inspection
ECC	Equipment characteristic change to notify new due date.
CSN	Nullification of a 60-day cab signals inspection.
FRN	Nullification of a 3-year/4-year/5-year/8.5 year FRA Locomotive Air Brake Inspection.
FQN	Nullification of a 92-day (quarterly) FRA Locomotive Inspection.
FYN	Nullification of a 368-day (annual) FRA Locomotive Inspection.
FBN	Nullification of a 736-day (biennial) FRA Locomotive Inspection.

22.3 Input Element IDs

The following are the valid values for element ID for FRA Locomotive Inspections on an inbound UMLRC00 message.

Umler TRAIN II Messaging Specifications

Element ID	Description	Format	Length	Mandatory/Optional
REPT	Reporter	character	4	mandatory
PERF	Performer	character	4	mandatory
SPLC	SPLC	character	9	mandatory
DTDN	Date Done	date (CCYYMMDD)	8	mandatory
SCDD	Scheduled due date	date (CCYYMMDD)	8	mandatory
INDD	Inspection due date	date (CCYYMMDD)	8	mandatory

22.4 Output Element IDs

The following are the valid values for element ID for FRA Locomotive Inspections on outbound UMLRC60/UMLRC61 messages.

FRA transactions can send the following elements. This includes transaction types: 'FRA', 'FRN', 'CSI', 'CSN', 'FRQ', 'FQN', 'FRY', 'FYN', 'FRB', and 'FBN'.

Element ID	Description	Format	Length
REPT	Reporter	character	4
PERF	Performer	character	4
SPLC	SPLC	character	9
DTDN	Date Done	date (CCYYMMDD)	8
SCDD	Scheduled due date	date (CCYYMMDD)	8
INDD	Inspection due date	date (CCYYMMDD)	8

A transaction type of 'ECC' will send the new FRA inspection due date in response to annual, quarterly, and ABT locomotive inspections.

Element ID	Description	Format	Length
DDNE	Current FRA drop dead date	date (CCYYMMDD)	8

22.5 Detail Record Format

Refer to Appendix Q – Detail Record Format for Equipment for a description of the detail record format for equipment related transactions.

22.6 Message Examples – FRA Locomotive Inspection

In the examples below, the shaded area **b** represents a value of space. The examples below are shown for a 'FRA' 3-year/4-year/5-year/8.5 year FRA locomotive inspection. Examples are not shown for 'FRQ', 'FRY',

Umler TRAIN II Messaging Specifications

‘FRB’, and ‘CSI’ transactions because the format will be the same as the ‘FRA’ transaction except for the transaction type.

The ‘ECC’ transaction sending the new FRA drop dead date will only be sent in response to annual, quarterly, and ABT locomotive inspections. All other locomotive inspections do not generate a drop dead due date.

22.6.1 UMLRC00

Inbound UMLRC00 TRAIN II message to report a FRA Locomotive Inspection for a piece of equipment:	
Message Header	#ABCD bbbb 0001 UMLRC00 0410311212RRDC bbbb /
Control Group Header	*CH12345620041031121200USERID bb
Data Group Header	*DH0001 FRA
Detail Record	+ 0001 b ABCD0000123456REPT b ABCD
Detail Record	+ 0001 b ABCD0000123456PERF b ABCD
Detail Record	+ 0001 b ABCD0000123456DTD b 20041030
Detail Record	+ 0001 b ABCD0000123456SPLC b 115341000
Detail Record	+ 0001 b ABCD0000123456SCDD b 20061030
Detail Record	+ 0001 b ABCD0000123456IND b 20061030
Data Group Summary	=DS0001SUM0006
Control Group Summary	=CS1234560001
Trailer	\$0001EOM! Where ! = hex '9C'

22.6.2 UMLRC60

Outbound UMLRC60 TRAIN II message to report a FRA Locomotive Inspection for a piece of equipment:	
Message Header	#RRDC bbbb 0001 UMLRC60 0410311212ABCD bbbb /
Control Group Header	*CH65432120041031121200USERID bb ABCD12345620041031121200
Data Group Header	*DH0001 FRA
Detail Record	+ 0001 b ABCD00001234560002 b LOCOREPT b ABCD
Detail Record	+ 0001 b ABCD00001234560002 b LOCOPERF b ABCD
Detail Record	+ 0001 b ABCD00001234560002 b LOCODTD b 20041030
Detail Record	+ 0001 b ABCD00001234560002 b LOCOSPLC b 115341000
Detail Record	+ 0001 b ABCD00001234560002 b LOCOSCDD b 20061030
Detail Record	+ 0001 b ABCD00001234560002 b LOCOIND b 20061030
Data Group Summary	=DS0001SUM0006
Data Group Header	*DH0002 ECC
Detail Record	+ 0001 b ABCD00001234560002 b LOCODDNE b 20071030
Data Group Summary	=DS0002SUM0001
Control Group Summary	=CS6543210002
Trailer	\$0001EOM! Where ! = hex '9C'

Umler TRAIN II Messaging Specifications

22.6.3 UMLRC61

Outbound UMLRC61 TRAIN II message to report a FRA Locomotive Inspection for a piece of equipment:	
Message Header	#RRDC bbbb 0001 UMLRC61 0410311212ABCD bbbb /
Control Group Header	*CH65432120041031121200USERID bb ABCD12345620041031121200
Data Group Header	*DH0001 FRA
Detail Record	+0001 b ABCD00001234560002 b LOCOREPT2004-10-31-12.12.01.000004 b ABCD
Detail Record	+0001 b ABCD00001234560002 b LOCOPERF2004-10-31-12.12.01.000005 b ABCD
Detail Record	+0001 b ABCD00001234560002 b LOCODTDN2004-10-31-12.12.01.000006 b 20041030
Detail Record	+0001 b ABCD00001234560002 b LOCOSPLC2004-10-31-12.12.01.000007 b 115341000
Detail Record	+0001 b ABCD00001234560002 b LOCOSCDD2004-10-31-12.12.01.000008 b 20061030
Detail Record	+0001 b ABCD00001234560002 b LOCOINDD2004-10-31-12.12.01.000008 b 20061030
Data Group Summary	=DS0001SUM0006
Data Group Header	*DH0002 ECC
Detail Record	+0001 b ABCD00001234560002 b LOCODDNE2004-10-31-12.12.01.000008 b 20071030
Data Group Summary	=DS0002SUM0001
Control Group Summary	=CS6543210002
Trailer	\$0001EOM! Where ! = hex '9C'

22.7 Message Examples For Nullification of FRA Locomotive Inspections

In the examples below, the shaded area **b** represents a value of space.

NOTE: The transactions sent for nullification will depend on the inspection history of the equipment. The following shows what transactions are received depending on the equipment's FRA locomotive inspection history.

The 'ECC' transaction sending the new FRA drop dead date will only be sent in response to annual, quarterly, and ABT locomotive inspections. All other locomotive inspections do not generate a drop dead due date.

Transaction type = 'FRN'

# of inspections in history for equipment (besides transaction being nullified)	Transactions received
0	FRN– Nullification of a 3-year/4-year/5-year/8.5 year FRA Locomotive Air Brake Inspection.
1 or more	FRN – Nullification of a 3-year/4-year/5-year/8.5 year FRA Locomotive Air Brake Inspection. FRA – 3-year/4-year/5-year/8.5 year FRA Locomotive Air Brake Inspection

Transaction type = 'FQN'

# of inspections in history for equipment (besides transaction being nullified)	Transactions received

Umler TRAIN II Messaging Specifications

0	FQN– Nullification of a 92-day (quarterly) FRA Locomotive Inspection.
1 or more	FQN – Nullification of a 92-day (quarterly) FRA Locomotive Inspection. FRQ – 92-day (quarterly) FRA Locomotive Inspection

Transaction type = ‘FYN’

# of inspections in history for equipment (besides transaction being nullified)	Transactions received
0	FYN– Nullification of a 368-day (annual) FRA Locomotive Inspection.
1 or more	FYN – Nullification of a 368-day (annual) FRA Locomotive Inspection. FRY – 368-day (annual) FRA Locomotive Inspection

Transaction type = ‘FBN’

# of inspections in history for equipment (besides transaction being nullified)	Transactions received
0	FBN– Nullification of a 736-day (biennial) FRA Locomotive Inspection.
1 or more	FBN – Nullification of a 736-day (biennial) FRA Locomotive Inspection. FRB – 736-day (biennial) FRA Locomotive Inspection

Transaction type = ‘CSN’

# of inspections in history for equipment (besides transaction being nullified)	Transactions received
0	CSN– Nullification of a 60-day cab signals inspection.
1 or more	CSN – Nullification of 60-day cab signals inspection. CSI – 60-day cab signals inspection

Umler TRAIN II Messaging Specifications

22.7.1 UMLRC00

Inbound UMLRC00 TRAIN II message to report a nullification FRA Locomotive Inspection for a piece of equipment:	
Message Header	#ABCD bbbb 0001 UMLRC00 0410311212RRDC bbbb /
Control Group Header	*CH12345620041031121200USERID bb
Data Group Header	*DH0001 FRN
Detail Record	+ 0001 b ABCD0000123456REPT b ABCD
Detail Record	+ 0001 b ABCD0000123456PERF b ABCD
Detail Record	+ 0001 b ABCD0000123456DTD b 20041030
Detail Record	+ 0001 b ABCD0000123456SPLC b 115341000
Detail Record	+ 0001 b ABCD0000123456SCDD b 20051030
Detail Record	+ 0001 b ABCD0000123456INDD b 20051030
Data Group Summary	=DS0001SUM0006
Control Group Summary	=CS1234560001
Trailer	\$0001EOM! Where ! = hex '9C'

22.7.2 UMLRC60

Outbound UMLRC60 TRAIN II message sent in response to a nullification of a FRA inspection:	
Message Header	#RRDC bbbb 0001 UMLRC60 0410311212ABCD bbbb /
Control Group Header	*CH65432120041031121200USERID bb ABCD12345620041031121200
Data Group Header	*DH0001FRN
Detail Record	+ 0001 b ABCD00001234560002 b LOCOREPT b ABCD
Detail Record	+ 0001 b ABCD00001234560002 b LOCOPERF b ABCD
Detail Record	+ 0001 b ABCD00001234560002 b LOCODTD b 20041030
Detail Record	+ 0001 b ABCD00001234560002 b LOCOSPLC b 115341000
Detail Record	+ 0001 b ABCD00001234560002 b LOCOSCDD b 20051030
Detail Record	+ 0001 b ABCD00001234560002 b LOCOINDD b 20051030
Data Group Summary	=DS0001SUM0006
Data Group Header	*DH0002FRA
Detail Record	+ 0001 b ABCD00001234560002 b LOCOREPT b ABCD
Detail Record	+ 0001 b ABCD00001234560002 b LOCOPERF b ABCD
Detail Record	+ 0001 b ABCD00001234560002 b LOCODTD b 20021030
Detail Record	+ 0001 b ABCD00001234560002 b LOCOSPLC b 115341000
Detail Record	+ 0001 b ABCD00001234560002 b LOCOSCDD b 20061030
Detail Record	+ 0001 b ABCD00001234560002 b LOCOINDD b 20061030
Data Group Summary	=DS0002SUM0006
Data Group Header	*DH0003 ECC
Detail Record	+ 0001 b ABCD00001234560002 b LOCODDNE b 20071030
Data Group Summary	=DS0003SUM0001
Control Group Summary	=CS6543210003
Trailer	\$0001EOM! Where ! = hex '9C'

Umler TRAIN II Messaging Specifications

22.7.3 UMLRC61

Outbound UMLRC61 TRAIN II message sent in response to a nullification of a FRA inspection:	
Message Header	#RRDC bbbb 0001 UMLRC61 0410311212ABCD bbbb /
Control Group Header	*CH65432120041031121200USERID bb ABCD12345620041031121200
Data Group Header	*DH0001FRN
Detail Record	+0001 b ABCD00001234560002 b LOCOREPT2004-10-31-12.12.01.000004 b ABCD
Detail Record	+0001 b ABCD00001234560002 b LOCOPERF2004-10-31-12.12.01.000004 b ABCD
Detail Record	+0001 b ABCD00001234560002 b LOCODTDN2004-10-31-12.12.01.000004 b 20041030
Detail Record	+0001 b ABCD00001234560002 b LOCOSPLC2004-10-31-12.12.01.000004 b 115341000
Detail Record	+0001 b ABCD00001234560002 b LOCOSCDD2004-10-31-12.12.01.000004 b 20051030
Detail Record	+0001 b ABCD00001234560002 b LOCOINDD2004-10-31-12.12.01.000004 b 20051030
Data Group Summary	=DS0001SUM0006
Data Group Header	*DH0002FRA
Detail Record	+0001 b ABCD00001234560002 b LOCOREPT2004-10-31-12.12.01.000004 b ABCD
Detail Record	+0001 b ABCD00001234560002 b LOCOPERF2004-10-31-12.12.01.000004 b ABCD
Detail Record	+0001 b ABCD00001234560002 b LOCODTDN2004-10-31-12.12.01.000004 b 20021030
Detail Record	+0001 b ABCD00001234560002 b LOCOSPLC2004-10-31-12.12.01.000004 b 115341000
Detail Record	+0001 b ABCD00001234560002 b LOCOSCDD2004-10-31-12.12.01.000004 b 20061030
Detail Record	+0001 b ABCD00001234560002 b LOCOINDD2004-10-31-12.12.01.000004 b 20061030
Data Group Summary	=DS0002SUM0006
Data Group Header	*DH0003 ECC
Detail Record	+0001 b ABCD00001234560002 b LOCODDNE2004-10-31-12.12.01.000004 b 20071030
Data Group Summary	=DS0003SUM0001
Control Group Summary	=CS6543210003
Trailer	\$0001EOM! Where ! = hex '9C'

23 Report Reflectorization Event

23.1 Inbound Transaction Types

The following are valid values for the TRANSACTION TYPE field on the Data Group Header Record for inbound Reflectorization Event.

Transaction Type	Description
REF	Reflectorization Event.
RFN	Nullification of a reflectorization event.

23.2 Outbound Transaction Types

The following are valid values for the TRANSACTION TYPE field on the Data Group Header Record for outbound Reflectorization Event.

Transaction Type	Description
REF	Reflectorization Event.
RFN	Reflectorization Event nullification.

23.3 Input Element IDs

The following are the valid values for element ID for Reflectorization Events on an inbound UMLRC00 message.

Element ID	Description	Format	Length	Mandatory/ Optional
REPT	Reporter	character	4	mandatory
PERF	Performer	character	4	mandatory
SPLC	SPLC	character	9	mandatory
DTDN	Date Done	date (CCYYMMDD)	8	mandatory

23.4 Output Element IDs

The following are the valid values for element ID for Reflectorization Events on outbound UMLRC60/UMLRC61 messages.

A transaction type of 'REF' or 'RFN' will send the following elements.

Element ID	Description	Format	Length
REPT	Reporter	character	4
PERF	Performer	character	4
SPLC	SPLC	character	9
DTDN	Date Done	date (CCYYMMDD)	8

23.5 Detail Record Format

Refer to Appendix Q – Detail Record Format for Equipment for a description of the detail record format for equipment related transactions.

23.6 Message Examples For Reporting of Reflectorization Event

In the examples below, the shaded area **b** represents a value of space.

23.6.1 UMLRC00

Inbound UMLRC00 TRAIN II message to report a reflectorization event for a piece of equipment:	
Message Header	#ABCD bbbb 0001 UMLRC00 0410311212RRDC bbbb /
Control Group Header	*CH12345620041031121200USERID bb
Data Group Header	*DH0001REF
Detail Record	+ 0001 b ABCD0000123456REPT b ABCD
Detail Record	+ 0001 b ABCD0000123456PERF b ABCD
Detail Record	+ 0001 b ABCD0000123456DTDN b 20041030
Detail Record	+ 0001 b ABCD0000123456SPLC b 115341000
Data Group Summary	=DS0001SUM0004
Control Group Summary	=CS1234560001
Trailer	\$0001EOM! Where ! = hex '9C'

23.6.2 UMLRC60

Outbound UMLRC60 TRAIN II message to report a reflectorization event for a piece of equipment:	
Message Header	#RRDC bbbb 0001 UMLRC60 0410311212ABCD bbbb /
Control Group Header	*CH65432120041031121200USERID bb ABCD12345620041031121200
Data Group Header	*DH0001REF
Detail Record	+ 0001 b ABCD00001234560002 b BOXCREPT b ABCD
Detail Record	+ 0001 b ABCD00001234560002 b BOXCPERF b ABCD
Detail Record	+ 0001 b ABCD00001234560002 b BOXCDTDN b 20041030
Detail Record	+ 0001 b ABCD00001234560002 b BOXCSPLC b 115341000
Data Group Summary	=DS0001SUM0001
Control Group Summary	=CS6543210001
Trailer	\$0001EOM! Where ! = hex '9C'

Umler TRAIN II Messaging Specifications

23.6.3 UMLRC61

Outbound UMLRC61 TRAIN II message to report a reflectorization event for a piece of equipment:	
Message Header	#RRDC bbbb 0001 UMLRC61 0410311212ABCD bbbb /
Control Group Header	*CH65432120041031121200USERID bb ABCD12345620041031121200
Data Group Header	*DH0001 REF
Detail Record	+ 0001 b ABCD00001234560002 b BOXCREPT2004-10-31-12.12.01.000004 b ABCD
Detail Record	+ 0001 b ABCD00001234560002 b BOXCPERF2004-10-31-12.12.01.000005 b ABCD
Detail Record	+ 0001 b ABCD00001234560002 b BOXCDTDN2004-10-31-12.12.01.000006 b 20041030
Detail Record	+ 0001 b ABCD00001234560002 b BOXCSPLC2004-10-31-12.12.01.000007 b 115341000
Data Group Summary	=DS0001SUM0001
Control Group Summary	=CS6543210001
Trailer	\$0001EOM! Where ! = hex '9C'

23.7 Message Examples For Nullification of Reflectorization Event

NOTE: The transactions sent for nullification will depend on the inspection history of the equipment. The following shows what transactions are received depending on the equipment's reflectorization event history.

# of inspections in history for equipment (besides transaction being nullified)	Transactions received
0	RFN – Reflectorization Event nullification
1 or more	RFN – Reflectorization Event nullification REF – Reflectorization Event

In the examples below, the shaded area **b** represents a value of space.

23.7.1 UMLRC00 – Nullification for equipment with prior reflectorization event history

Inbound UMLRC00 TRAIN II message to report a nullification reflectorization event for a piece of equipment:	
Message Header	#ABCD bbbb 0001UMLRC000410311212RRDC bbbb /
Control Group Header	*CH12345620041031121200USERID bb
Data Group Header	*DH0001 REF
Detail Record	+0001 b ABCD0000123456REPT b ABCD
Detail Record	+0001 b ABCD0000123456PERF b ABCD
Detail Record	+0001 b ABCD0000123456DTD b 20041030
Detail Record	+0001 b ABCD0000123456SPLC b 115341000
Data Group Summary	=DS0001SUM0004
Control Group Summary	=CS1234560001
Trailer	\$0001EOM! Where ! = hex '9C'

Umler TRAIN II Messaging Specifications

23.7.2 UMLRC60

Outbound UMLRC60 TRAIN II message sent in response to a nullification of a reflectorization event:	
Message Header	#RRDC bbbb 0001 UMLRC60 0410311212ABCD bbbb /
Control Group Header	*CH65432120041031121200USERID bb ABCD12345620041031121200
Data Group Header	*DH0001 RFN
Detail Record	+ 0001 b ABCD00001234560002 b BOXCREPT b ABCD
Detail Record	+ 0001 b ABCD00001234560002 b BOXCPERF b ABCD
Detail Record	+ 0001 b ABCD00001234560002 b BOXCDTDN b 20041030
Detail Record	+ 0001 b ABCD00001234560002 b BOXCSPLC b 115341000
Data Group Summary	=DS0001SUM0004
Data Group Header	*DH0002 REF
Detail Record	+ 0001 b ABCD00001234560002 b BOXCREPT b ABCD
Detail Record	+ 0001 b ABCD00001234560002 b BOXCPERF b ABCD
Detail Record	+ 0001 b ABCD00001234560002 b BOXCDTDN b 20021030
Detail Record	+ 0001 b ABCD00001234560002 b BOXCSPLC b 115341000
Data Group Summary	=DS0002SUM0004
Control Group Summary	=CS6543210002
Trailer	\$0001EOM! Where ! = hex '9C'

23.7.3 UMLRC61

Outbound UMLRC61 TRAIN II message sent in response to a nullification of a reflectorization event:	
Message Header	#RRDC bbbb 0001 UMLRC61 0410311212ABCD bbbb /
Control Group Header	*CH65432120041031121200USERID bb ABCD12345620041031121200
Data Group Header	*DH0001 RFN
Detail Record	+ 0001 b ABCD00001234560002 b BOXCREPT2004-10-31-12.12.01.000004 b ABCD
Detail Record	+ 0001 b ABCD00001234560002 b BOXCPERF2004-10-31-12.12.01.000004 b ABCD
Detail Record	+ 0001 b ABCD00001234560002 b BOXCDTDN2004-10-31-12.12.01.000004 b 20041030
Detail Record	+ 0001 b ABCD00001234560002 b BOXCSPLC2004-10-31-12.12.01.000004 b 115341000
Data Group Summary	=DS0001SUM0004
Data Group Header	*DH0002 REF
Detail Record	+ 0001 b ABCD00001234560002 b BOXCREPT2004-10-31-12.12.01.000004 b ABCD
Detail Record	+ 0001 b ABCD00001234560002 b BOXCPERF2004-10-31-12.12.01.000005 b ABCD
Detail Record	+ 0001 b ABCD00001234560002 b BOXCDTDN2004-10-31-12.12.01.000006 b 20021030
Detail Record	+ 0001 b ABCD00001234560002 b BOXCSPLC2004-10-31-12.12.01.000007 b 115341000
Data Group Summary	=DS0002SUM0004
Control Group Summary	=CS6543210002
Trailer	\$0001EOM! Where ! = hex '9C'

Umler TRAIN II Messaging Specifications

23.7.4 UMLRC00 – Nullification for equipment without prior reflectorization event history

Inbound UMLRC00 TRAIN II message to report a nullification reflectorization event for a piece of equipment:	
Message Header	#ABCD bbbb 0001 UMLRC00 0410311212RRDC bbbb /
Control Group Header	*CH12345620041031121200USERID bb
Data Group Header	*DH0001 RFN
Detail Record	+ 0001 b ABCD0000123456REPT b ABCD
Detail Record	+ 0001 b ABCD0000123456PERF b ABCD
Detail Record	+ 0001 b ABCD0000123456DTDN b 20041030
Detail Record	+ 0001 b ABCD0000123456SPLC b 115341000
Data Group Summary	=DS0001SUM0004
Control Group Summary	=CS1234560001
Trailer	\$0001EOM! Where ! = hex '9C'

23.7.5 UMLRC60

Outbound UMLRC60 TRAIN II message sent in response to a nullification of a reflectorization event	
Message Header	#RRDC bbbb 0001 UMLRC60 0410311212ABCD bbbb /
Control Group Header	*CH65432120041031121200USERID bb ABCD12345620041031121200
Data Group Header	*DH0001 RFN
Detail Record	+ 0001 b ABCD00001234560002 b BOXCREPT b ABCD
Detail Record	+ 0001 b ABCD00001234560002 b BOXCPERF b ABCD
Detail Record	+ 0001 b ABCD00001234560002 b BOXCDTDN b 20041030
Detail Record	+ 0001 b ABCD00001234560002 b BOXCSPLC b 115341000
Data Group Summary	=DS0001SUM0004
Control Group Summary	=CS6543210001
Trailer	\$0001EOM! Where ! = hex '9C'

23.7.6 UMLRC61

Outbound UMLRC61 TRAIN II message sent in response to a nullification of a reflectorization event:	
Message Header	#RRDC bbbb 0001 UMLRC61 0410311212ABCD bbbb /
Control Group Header	*CH65432120041031121200USERID bb ABCD12345620041031121200
Data Group Header	*DH0001 RFN
Detail Record	+ 0001 b ABCD00001234560002 b BOXCREPT2004-10-31-12.12.01.000004 b ABCD
Detail Record	+ 0001 b ABCD00001234560002 b BOXCPERF2004-10-31-12.12.01.000004 b ABCD
Detail Record	+ 0001 b ABCD00001234560002 b BOXCDTDN2004-10-31-12.12.01.000004 b 20041030
Detail Record	+ 0001 b ABCD00001234560002 b BOXCSPLC2004-10-31-12.12.01.000004 b 115341000
Data Group Summary	=DS0001SUM0004
Control Group Summary	=CS6543210001
Trailer	\$0001EOM! Where ! = hex '9C'

24 Create a Company Specific Group Header

Company specific equipment group UMLRC60/UMLRC61 messages are only sent to the submitter of the message. They are not distributed to other TRAIN II recipients.

24.1 Inbound Transaction Types

The following are valid values for the TRANSACTION TYPE field on the Data Group Header Record for inbound creation of a company specific group header.

Transaction Type	Description
GHA	Create a company specific group header.

24.2 Outbound Transaction Types

The following are valid values for the TRANSACTION TYPE field on the Data Group Header Record for outbound creation of a company specific group header.

Transaction Type	Description
GHA	Create a company specific group header.

24.3 Input Element IDs

The following are the valid values for element ID for creation of a company specific group header on an inbound UMLRC00 message. NOTE: The Group ID cannot contain embedded spaces.

Element ID	Description	Format	Length	Mandatory/Optional
GRID	Group ID	character	20	mandatory
GRNM	Group Name	character	80	mandatory
GRDS	Group Description	character	80	optional
GRFA	Group Field A	character	80	optional
GRFB	Group Field B	character	80	optional
GRFC	Group Field C	character	80	optional
GRFD	Group Field D	character	80	optional
GRFE	Group Field E	character	80	optional
GRFF	Group Field F	character	80	optional
GRFG	Group Field G	character	80	optional
GRFH	Group Field H	character	80	optional
GRFI	Group Field I	character	80	optional
GRFJ	Group Field J	character	80	optional
GRFK	Group Field K	character	80	optional
GRFL	Group Field L	character	80	optional
GRFM	Group Field M	character	80	optional
GRFN	Group Field N	character	80	optional
GRFO	Group Field O	character	80	optional
GRFP	Group Field P	character	80	optional
GRFQ	Group Field Q	character	80	optional
GRFR	Group Field R	character	80	optional
GRFS	Group Field S	character	80	optional
GRFT	Group Field T	character	80	optional
GRFU	Group Field U	character	80	optional
GRFV	Group Field V	character	80	optional
GRFW	Group Field W	character	80	optional
GRFX	Group Field X	character	80	optional
GRFY	Group Field Y	character	80	optional
GRFZ	Group Field Z	character	80	optional

24.4 Output Element IDs

The following are the valid values for element ID for creation of a company specific group header on outbound UMLRC60/UMLRC61 messages. NOTE: The Group ID cannot contain embedded spaces.

Element ID	Description	Format	Length
GRID	Group ID	character	20
GRNM	Group Name	character	80
GRDS	Group Description	character	80
GRFA	Group Field A	character	80
GRFB	Group Field B	character	80
GRFC	Group Field C	character	80
GRFD	Group Field D	character	80
GRFE	Group Field E	character	80
GRFF	Group Field F	character	80
GRFG	Group Field G	character	80
GRFH	Group Field H	character	80
GRFI	Group Field I	character	80
GRFJ	Group Field J	character	80
GRFK	Group Field K	character	80
GRFL	Group Field L	character	80
GRFM	Group Field M	character	80
GRFN	Group Field N	character	80
GRFO	Group Field O	character	80
GRFP	Group Field P	character	80
GRFQ	Group Field Q	character	80
GRFR	Group Field R	character	80
GRFS	Group Field S	character	80
GRFT	Group Field T	character	80
GRFU	Group Field U	character	80
GRFV	Group Field V	character	80
GRFW	Group Field W	character	80
GRFX	Group Field X	character	80
GRFY	Group Field Y	character	80
GRFZ	Group Field Z	character	80

24.5 Message Examples

In the examples below, the shaded area **b** represents a value of space.

24.5.1 UMLRC00

Inbound UMLRC00 TRAIN II message to create a company specific equipment group.	
Message Header	#ABCD bbbb 0001 UMLRC00 0410311212RRDC bbbb /
Control Group Header	*CH12345620041031121200USERID bb
Data Group Header	*DH0001 GHA
Detail Record	+ GRIDb ABCDGROUPID1 GRNM b GROUP OF BOX CARS
Detail Record	+ GRIDb ABCDGROUPID1 GRDSb GROUP OF BOX CARS TO TRACK
Detail Record	+ GRIDb ABCDGROUPID1 GRFAb TRACK BOX CARS
Data Group Summary	=DS0001SUM0003
Control Group Summary	=CS1234560001
Trailer	\$0001EOM! Where ! = hex '9C'

24.5.2 UMLRC60

Outbound UMLRC60 TRAIN II message to create a company specific equipment group.	
Message Header	#RRDC bbbb 0001 UMLRC60 0410311212ABCD bbbb /
Control Group Header	*CH65432120041031121200USERID bb ABCD12345620041031121200
Data Group Header	*DH0001 GHA
Detail Record	+ GRIDb ABCDGROUPID1 GRNM b GROUP OF BOX CARS
Detail Record	+ GRIDb ABCDGROUPID1 GRDSb GROUP OF BOX CARS TO TRACK
Detail Record	+ GRIDb ABCDGROUPID1 GRFAb TRACK BOX CARS
Detail Record	=DS0001SUM0003
Control Group Summary	=CS6543210001
Trailer	\$0001EOM! Where ! = hex '9C'

24.5.3 UMLRC61

Outbound UMLRC61 TRAIN II message to create a company specific equipment group.	
Message Header	#RRDC bbbb 0001 UMLRC61 0410311212ABCD bbbb /
Control Group Hdr	*CH65432120041031121200USERID bb ABCD12345620041031121200
Data Group Header	*DH0001 GHA
Detail Record	+ GRIDb ABCDGROUPID1 GRNM2004-10-31-12.12.01.000007 b GROUP OF BOX CARS
Detail Record	+ GRIDb ABCDGROUPID1 GRDS 2004-10-31-12.12.01.000007 b GROUP OF BOX CARS TO TRACK
Detail Record	+ GRIDb ABCDGROUPID1 GRFA 2004-10-31-12.12.01.000007 b TRACK BOX CARS
Data Group Sum	=DS0001SUM0003
Control Group Sum	=CS6543210001
Trailer	\$0001EOM! Where ! = hex '9C'

25 Update a Company Specific Group Header

Company specific equipment group UMLRC60/UMLRC61 messages are only sent to the submitter of the message. They are not distributed to other TRAIN II recipients.

25.1 Inbound Transaction Types

The following are valid values for the TRANSACTION TYPE field on the Data Group Header Record for inbound update of a company specific group header.

Transaction Type	Description
GHU	Update a company specific group.

25.2 Outbound Transaction Types

The following are valid values for the TRANSACTION TYPE field on the Data Group Header Record for outbound update of a company specific group header.

Transaction Type	Description
GHU	Update a company specific group.

25.3 Input Element IDs

The following are the valid values for element ID for update of a company specific group header on an inbound UMLRC00 message.

Description	Format	Length	Mandatory/Optional
Group ID	character	20	mandatory
Group Name	character	80	mandatory
Group Description	character	80	optional
Group Field A	character	80	optional
Group Field B	character	80	optional
Group Field C	character	80	optional
Group Field D	character	80	optional
Group Field E	character	80	optional
Group Field F	character	80	optional
Group Field G	character	80	optional
Group Field H	character	80	optional
Group Field I	character	80	optional
Group Field J	character	80	optional
Group Field K	character	80	optional
Group Field L	character	80	optional
Group Field M	character	80	optional
Group Field N	character	80	optional
Group Field O	character	80	optional
Group Field P	character	80	optional
Group Field Q	character	80	optional
Group Field R	character	80	optional
Group Field S	character	80	optional
Group Field T	character	80	optional
Group Field U	character	80	optional
Group Field V	character	80	optional
Group Field W	character	80	optional
Group Field X	character	80	optional
Group Field Y	character	80	optional
Group Field Z	character	80	optional

25.4 Output Element IDs

The following are the valid values for element ID for update of a company specific group header on outbound UMLRC60/UMLRC61 messages.

Element ID	Description	Format	Length
GRID	Group ID	character	20
GRNM	Group Name	character	80
GRDS	Group Description	character	80
GRFA	Group Field A	character	80
GRFB	Group Field B	character	80
GRFC	Group Field C	character	80
GRFD	Group Field D	character	80
GRFE	Group Field E	character	80
GRFF	Group Field F	character	80
GRFG	Group Field G	character	80
GRFH	Group Field H	character	80
GRFI	Group Field I	character	80
GRFJ	Group Field J	character	80
GRFK	Group Field K	character	80
GRFL	Group Field L	character	80
GRFM	Group Field M	character	80
GRFN	Group Field N	character	80
GRFO	Group Field O	character	80
GRFP	Group Field P	character	80
GRFQ	Group Field Q	character	80
GRFR	Group Field R	character	80
GRFS	Group Field S	character	80
GRFT	Group Field T	character	80
GRFU	Group Field U	character	80
GRFV	Group Field V	character	80
GRFW	Group Field W	character	80
GRFX	Group Field X	character	80
GRFY	Group Field Y	character	80
GRFZ	Group Field Z	character	80

Umler TRAIN II Messaging Specifications

25.5 Message Examples

In the examples below, the shaded area **b** represents a value of space.

25.5.1 UMLRC00

Inbound UMLRC00 TRAIN II message to update a company specific equipment group.	
Message Header	#ABCD bbbb 0001 UMLRC00 0410311212RRDC bbbb /
Control Group Header	*CH12345620041031121200USERID bb
Data Group Header	*DH0001 GHU
Detail Record	+ GRIDb ABCDGROUPID1 GRNM b GROUP OF GONDOLAS
Detail Record	+ GRIDb ABCDGROUPID1 GRDSb GROUP OF GONDOLAS TO TRACK
Detail Record	+ GRIDb ABCDGROUPID1 GRFAb TRACK GONDOLAS
Data Group Summary	=DS0001SUM0003
Control Group Summary	=CS1234560001
Trailer	\$0001EOM! Where ! = hex '9C'

25.5.2 UMLRC60

Outbound UMLRC60 TRAIN II message to update a company specific equipment group.	
Message Header	#RRDC bbbb 0001 UMLRC60 0410311212ABCD bbbb /
Control Group Header	*CH65432120041031121200USERID bb ABCD12345620041031121200
Data Group Header	*DH0001 GHU
Detail Record	+ GRIDb ABCDGROUPID1 GRNM b GROUP OF GONDOLAS
Detail Record	+ GRIDb ABCDGROUPID1 GRDSb GROUP OF GONDOLAS TO TRACK
Detail Record	+ GRIDb ABCDGROUPID1 GRFAb TRACK GONDOLAS
Detail Record	=DS0001SUM0003
Control Group Summary	=CS6543210001
Trailer	\$0001EOM! Where ! = hex '9C'

25.5.3 UMLRC61

Outbound UMLRC61 TRAIN II message to update a company specific equipment group.	
Message Header	#RRDC bbbb 0001 UMLRC61 0410311212ABCD bbbb /
Control Group Hdr	*CH65432120041031121200USERID bb ABCD12345620041031121200
Data Group Header	*DH0001 GHU
Detail Record	+ GRIDb ABCDGROUPID1 GRNM2004-10-31-12.12.01.000007 b GROUP OF GONDOLAS
Detail Record	+ GRIDb ABCDGROUPID1 GRDS 2004-10-31-12.12.01.000007 b GROUP OF GONDOLAS TO TRACK
Detail Record	+ GRIDb ABCDGROUPID1 GRFA 2004-10-31-12.12.01.000007 b TRACK GONDOLAS
Data Group Summary	=DS0001SUM0003
Control Group Sum	=CS6543210001
Trailer	\$0001EOM! Where ! = hex '9C'

26 Delete a Company Specific Group Header

Company specific equipment group UMLRC60/UMLRC61 messages are only sent to the submitter of the message. They are not distributed to other TRAIN II recipients.

26.1 Inbound Transaction Types

The following are valid values for the TRANSACTION TYPE field on the Data Group Header Record for inbound deletion of a company specific group header.

Transaction Type	Description
GHD	Update a company specific group.

26.2 Outbound Transaction Types

The following are valid values for the TRANSACTION TYPE field on the Data Group Header Record for outbound deletion of a company specific group header.

Transaction Type	Description
GHD	Update a company specific group.

26.3 Input Element IDs

The following are the valid values for element ID for update of a company specific group header on an inbound UMLRC00 message.

Element ID	Description	Format	Length	Mandatory/Optional
GRID	Group ID	Character	20	mandatory

26.4 Output Element IDs

The following are the valid values for element ID for update of a company specific group header on outbound UMLRC60/UMLRC61 messages.

Element ID	Description	Format	Length
GRID	Group ID	Character	20

26.5 Message Examples

In the examples below, the shaded area **b** represents a value of space.

26.5.1 UMLRC00

Inbound UMLRC00 TRAIN II message to delete a company specific equipment group.	
Message Header	#ABCD bbbb 0001UMLRC000410311212RRDC bbbb /
Control Group Header	*CH12345620041031121200USERID bb
Data Group Header	*DH0001 GHDGRIDb ABCDGROUPID1
Data Group Summary	=DS0001SUM0000
Control Group Summary	=CS1234560001
Trailer	\$0001EOM! Where ! = hex '9C'

26.5.2 UMLRC60

Outbound UMLRC60 TRAIN II message to delete a company specific equipment group.	
Message Header	#RRDC bbbb 0001UMLRC600410311212ABCD bbbb /
Control Group Header	*CH65432120041031121200USERID bb ABCD12345620041031121200
Data Group Header	*DH0001 GHDGRIDb ABCDGROUPID1
Detail Record	=DS0001SUM0000
Control Group Summary	=CS6543210001
Trailer	\$0001EOM! Where ! = hex '9C'

26.5.3 UMLRC61

Outbound UMLRC61 TRAIN II message to delete a company specific equipment group.	
Message Header	#RRDC bbbb 0001UMLRC610410311212ABCD bbbb /
Control Group Header	*CH65432120041031121200USERID bb ABCD12345620041031121200
Data Group Header	*DH0001 GHDGRIDb ABCDGROUPID1
Data Group Summary	=DS0001SUM0000
Control Group Summary	=CS6543210001
Trailer	\$0001EOM! Where ! = hex '9C'

27 Add Equipment to a Company Specific Equipment Group

27.1 Inbound Transaction Types

The following are valid values for the TRANSACTION TYPE field on the Data Group Header Record for inbound adding equipment to a company specific equipment group.

Transaction Type	Description
GEA	Add equipment to a company specific equipment group.

27.2 Outbound Transaction Types

The following are valid values for the TRANSACTION TYPE field on the Data Group Header Record for outbound adding equipment to a company specific equipment group.

Transaction Type	Description
GEA	Add equipment to a company specific equipment group.

27.3 Input Element IDs

The following are the valid values for element ID for adding equipment to a company specific equipment group transaction on an inbound UMLRC00 message.

Element ID	Description	Format	Length	Mandatory/Optional
GRID	Group ID	character	20	mandatory
0001	Equipment ID	character	14	mandatory

Umler TRAIN II Messaging Specifications

27.4 Output Element IDs

The following are the valid values for element ID for adding equipment to a company specific equipment group transaction on outbound UMLRC60/UMLRC61 messages.

Element ID	Description	Format	Length
GRID	Group ID	character	20
0001	Equipment ID	character	14

27.5 Message Examples

In the examples below, the shaded area **b** represents a value of space.

27.5.1 UMLRC00

Inbound UMLRC00 TRAIN II message to add equipment to a company specific equipment group:	
Message Header	#ABCD bbbb 0001UMLRC000410311212RRDC bbbb /
Control Group Header	*CH12345620041031121200USERID bb
Data Group Header	*DH0001 GEA
Detail Record	+ GRIDb ABCDGROUPID1 0001b ABCD0000123456
Data Group Summary	=DS0001SUM0001
Control Group Summary	=CS1234560001
Trailer	\$0001EOM! Where ! = hex '9C'

27.5.2 UMLRC60

Outbound UMLRC60 TRAIN II message to add equipment to a company specific equipment group:	
Message Header	#RRDC bbbb 0001UMLRC600410311212ABCD bbbb /
Control Group Header	*CH65432120041031121200USERID bb ABCD12345620041031121200
Data Group Header	*DH0001 GEA
Detail Record	+ GRIDb ABCDGROUPID1 0001b ABCD0000123456
Data Group Summary	=DS0001SUM0001
Control Group Summary	=CS6543210001
Trailer	\$0001EOM! Where ! = hex '9C'

27.5.3 UMLRC61

Outbound UMLRC61 TRAIN II message to add equipment to a company specific equipment group:	
Message Header	#RRDC bbbb 0001UMLRC610410311212ABCD bbbb /
Control Group Header	*CH65432120041031121200USERID bb ABCD12345620041031121200
Data Group Header	*DH0001 GEA
Detail Record	+ GRIDb ABCDGROUPID1 0001 2004-10-31-12.12.01.000007 b ABCD0000123456
Data Group Summary	=DS0001SUM0001
Control Group Summary	=CS6543210001
Trailer	\$0001EOM! Where ! = hex '9C'

28 Remove Equipment from a Company Specific Equipment Group

28.1 Inbound Transaction Types

The following are valid values for the TRANSACTION TYPE field on the Data Group Header Record for inbound removal of equipment from a company specific group transaction.

Transaction Type	Description
GER	Remove equipment from a company specific equipment group.

28.2 Outbound Transaction Types

The following are valid values for the TRANSACTION TYPE field on the Data Group Header Record for outbound removal of equipment from a company specific group transaction.

Transaction Type	Description
GER	Remove equipment from a company specific equipment group.

28.3 Input Element IDs

The following are the valid values for element ID for removal of equipment from a company specific group transaction on an inbound UMLRC00 message.

Element ID	Description	Format	Length	Mandatory/Optional
GRID	Group ID	character	20	mandatory
0001	Equipment ID	character	14	mandatory

28.4 Output Element IDs

The following are the valid values for element ID for removal of equipment from a company specific group transaction on outbound UMLRC60/UMLRC61 messages.

Element ID	Description	Format	Length
GRID	Group ID	character	20
0001	Equipment ID	Character	14

28.5 Message Examples

In the examples below, the shaded area **b** represents a value of space.

Umler TRAIN II Messaging Specifications

28.5.1 UMLRC00

Inbound UMLRC00 TRAIN II message to remove equipment from a company specific equipment group:	
Message Header	#ABCD bbbb 0001 UMLRC00 0410311212RRDC bbbb /
Control Group Header	*CH12345620041031121200USERID bb
Data Group Header	*DH0001 GER
Detail Record	+ GRID bb ABCDGROUPID1 0001 b ABCD0000123456
Data Group Summary	=DS0001SUM0001
Control Group Summary	=CS1234560001
Trailer	\$0001EOM! Where ! = hex '9C'

28.5.2 UMLRC60

Outbound UMLRC60 TRAIN II message to remove equipment from a company specific equipment group:	
Message Header	#RRDC bbbb 0001 UMLRC60 0410311212ABCD bbbb /
Control Group Header	*CH65432120041031121200USERID bb ABCD12345620041031121200
Data Group Header	*DH0001 GER
Detail Record	+ GRID bb ABCDGROUPID1 0001 b ABCD0000123456
Data Group Summary	=DS0001SUM0001
Control Group Summary	=CS6543210001
Trailer	\$0001EOM! Where ! = hex '9C'

28.5.3 UMLRC61

Outbound UMLRC61 TRAIN II message to remove equipment from a company specific equipment group:	
Message Header	#RRDC bbbb 0001 UMLRC61 0410311212ABCD bbbb /
Control Group Header	*CH65432120041031121200USERID bb ABCD12345620041031121200
Data Group Header	*DH0001 GER
Detail Record	+ GRID bb ABCDGROUPID1 0001 2004-10-31-12.12.01.000007 b ABCD0000123456
Data Group Summary	=DS0001SUM0001
Control Group Summary	=CS6543210001
Trailer	\$0001EOM! Where ! = hex '9C'

29 UMLRC50 Functional Acknowledgement Message

When UMLRC00 messages are sent to Railinc an UMLRC50 will be sent to the sender if the UMLRC00 encounters any envelope errors/warnings.

The message will contain a status code that indicates if the message encountered any enveloping issues.

The status code can contain one of the following values:

- W = Warning errors encountered but message still processed
- E = Envelope errors encountered and the message was not processed.

After the status code is a four position code that gives more description to the warning or error. Please refer to Appendix U for a list of all envelope codes.

After the status/error code is a six position field. This field will always contain zeros unless the UMLRC00 message sent did not contain a control group sequence number that is one greater than the previously sent control group sequence number. If there is a control group sequence number issue, then this field will contain the control group sequence number that Umler was expecting to receive.

Here are examples of UMLRC50 messages:

29.1 UMLRC50 - Warning Response

Outbound UMLRC50 TRAIN II message to indicate a message that passed envelope checking but encountered a warning situation:	
Message Header	#RRDCbbb0001UMLRC500207301605ABCDbbb/
Control Group Header	*CH12345620041031121200USERIDbbABCD12345620041031121200
Detail Record	+W2009000123
Control Group Summary	=CS1234560001
Trailer	\$0001EOM! Where ! = hex '9C'

29.2 UMLRC50 - Error Response

Outbound UMLRC50 TRAIN II message to indicate a message that failed envelope checking:	
Message Header	#RRDCbbb0001UMLRC500207301605ABCDbbb/
Control Group Header	*CH12345620041031121200USERIDbbABCD12345620041031121200
Detail Record	+E2008000190
Control Group Summary	=CS1234560001
Trailer	\$0001EOM! Where ! = hex '9C'

30 UMLRC71 Transaction Status Message

When UMLRC00 messages are sent to Railinc, one UMLRC71 will be sent to the sender to provide a summary of processing of the UMLRC00.

The message will contain an inbound transaction count, a processed transaction count, and an error transaction count.

One UMLRC71 will be sent for each UMLRC00 sent to Railinc.

30.1 Layout of UMLRC71 Detail Record

The following is the layout of the UMLRC71 *detail record*.

+nnnnnnn123456

where:

Value	Description
+	The delimiter to start a detail record
nnnnnnn	Summary count identifier
123456	Count that relates to the summary count identifier

30.2 Example of UMLRC71 Message

Outbound UMLRC71 TRAIN II message communicating the transaction status:	
Message Header	#RRDCbbb0001UMLRC710207301605ABCDbbb/
Control Group Header	*CH12345620041031121200USERIDbbABCD12345620041031121200
Detail Record	+INBOUNDCOUNT000100
Detail Record	+PROCESSCOUNT000095
Detail Record	+ERROREDCOUNT000005
Control Group Summary	=CS1234560003
Trailer	\$0001EOM! Where ! = hex '9C'

31 UMLRE70 Error Response Message

When UMLR Inbound messages are sent into Railinc and encounter any business rule related error, an UMLRE70 will be sent to customers who request error messages.

An error code will be populated in one of the following places:

- (1) On the Data Header record the error code will appear after the transaction type to identify an error has occurred in the transaction.
- (2) On the detail record for element related errors.

31.1 Layout of UMLRE70 Data Group Header Segment

The layout of the UMLRE70 *data group header* segment for all transactions except the header delete is:

*DH0001tttEEEEEEEEEEEE

Value	Description
*DH	The delimiter to start the data group header
0001	Data group sequence number
ttt	Transaction type
EEEEEEEEEEEE	Response code for transaction.

The layout of the UMLRE70 *data group header* segment for header delete is:

*DH0001tttP001bxxxxxxxEEEEEEEEEEEE

Value	Description
*DH	The delimiter to start the data group header
0001	Data group sequence number
ttt	Transaction type
P001	The ELEMENT ID for the unit being deleted (pool ID)
b	A value of space
xxxxxxx	The Pool ID
EEEEEEEEEEEE	Response code for transaction.

31.2 Layouts of UMLRE70 Detail Record

The following is the layout of the UMLRE70 *detail record* for pool header transactions ('HA', 'HC').

+P001**b**xxxxxxxxxyyyyEEEEEEEEEE**b**vvvvvvvvv

where:

Value	Description
+	The delimiter to start a detail record
P001	The ELEMENT ID for the unit being updated (pool ID)
b	A value of space
xxxxxxx	The Pool ID
yyy	The ELEMENT ID for the field being changed
EEEEEEEEEE	Response code for element.
b	A value of space
vvvvvvvvv	The variable length ELEMENT VALUE that corresponds to the ELEMENT ID provided in this example as yyyy. Minimum length = 0 Maximum length = 240

The following is the layout of the UMLRE70 *detail record* for equipment related transactions.

+0001**b**xxxxxxxxxxxxxxxx0002**b**eeeyyyyEEEEEEEEEE**b**vvvvvvvvv

where:

Value	Description
+	The delimiter to start a detail record
0001	The ELEMENT ID for the unit being updated (equipment ID)
b	A value of space
xxxxxxxxxxxx	The equipment initial and number
0002	The ELEMENT ID for equipment group
b	A value of space
eee	The equipment group.
yyy	The ELEMENT ID for the field being changed
EEEEEEEEEE	Response code for element.
b	A value of space
vvvvvvvvv	The variable length ELEMENT VALUE that corresponds to the ELEMENT ID provided in this example as yyyy. Minimum length = 0 Maximum length = 240

31.3 Examples of UMLRE70 Messages

31.3.1 Add a Pool Header Error Response

Outbound UMLRE70 TRAIN II message to indicate an error in a Pool Header add:	
Message Header	#RRDC bbbb 0001 UMLRE70 0207301605ABCD bbbb /
Control Group Header	*CH12345620020730160000USERID bb
Data Group Header	*DH0001 HAb HA00000001
Detail Record	+ P001b 1234567P002000000000 b STONE CONTAINER
Detail Record	+ P001b 1234567P003000000000 b COSHOCTON
Detail Record	+ P001b 1234567P004000000000 2b HO
Detail Record	+ P001b 1234567P005000000000 b AABCD
Detail Record	+ P001b 1234567P006000000000 b DEFG
Detail Record	+ P001b 1234567P007000000000 b C
Detail Record	+ P001b 1234567P008000000000 b 2
Detail Record	+ P001b 1234567P009000000000 b Extended Pool Description text
Detail Record	+ P001b 1234567P010000000000 b COSHOCTON
Detail Record	+ P001b 1234567P011000000000 b OH
Data Group Summary	=DS0001SUM0010
Control Group Summary	=CS1234560001
Trailer	\$0001EOM! Where ! = hex '9C'

The error code '000000002' means that an invalid value was sent.

31.3.2 Change a Pool Header Error Response

Outbound UMLRE70 TRAIN II message to indicate an error in a Pool Header change:	
Message Header	#RRDC bbbb 0001 UMLRE70 0207301605ABCD bbbb /
Control Group Header	*CH12345620020730160000USERID bb
Data Group Header	*DH0001 HCB HC00000001
Detail Record	+ P001b 1234567P006000000000 2b X
Data Group Summary	=DS0001SUM0001
Control Group Summary	=CS1234560001
Trailer	\$0001EOM! Where ! = hex '9C'

The error code '000000002' means that an invalid value was sent.

31.3.3 Delete a Pool Header Error Response

Outbound UMLRE70 TRAIN II message to indicate an error in a Pool Header delete:	
Message Header	#RRDC bbbb 0001 UMLRE70 0207301605ABCD bbbb /
Control Group Header	*CH12345620020730160000USERID bb
Data Group Header	*DH0001 HDb P001 b 5551234000000004
Data Group Summary	=DS0001SUM0000
Control Group Summary	=CS1234560001
Trailer	\$0001EOM! Where ! = hex '9C'

The error code '000000004' means Pool does not exist.

31.3.4 Pool Assignment Error Response

Outbound UMLRE70 TRAIN II message to indicate an error in pool assignment:	
Message Header	#RRDCCQXY0001UMLRE700207301425ABCDbbbb/
Control Group Header	*CH65432120020730160100USERIDbbABCD12345620020730160000
Data Group Header	*DH0001ECCECC0000001
Detail Record	+0001bABCD00000014370002bBOXCP0010000000004b1234567
Data Group Summary	=DS0001SUM0001
Control Group Summary	=CS6543210001
Trailer	\$0001EOM! Where ! = hex '9C'

The error code '000000004' means Pool does not exist.

31.3.5 Lessee Change Error Response

Outbound UMLRE70 TRAIN II message to indicate an error in a lessee change:	
Message Header	#RRDCCQXY0001UMLRE700207301425ABCDbbbb/
Control Group Header	*CH65432120020730160100USERIDbbABCD12345620020730160000
Data Group Header	*DH0001ECCECC0000001
Detail Record	+0001bABCD00000014370002bBOXCLESE0000000066b
Data Group Summary	=DS0001SUM0001
Control Group Summary	=CS6543210001
Trailer	\$0001EOM! Where ! = hex '9C'

The error code '0000000066' means a lessee removal was submitted for equipment that did not have a lessee MARK in the lessee field.

31.3.6 Equipment Management Code Error Response

Outbound UMLRE70 TRAIN II message to indicate an error in an equipment management code change:	
Message Header	#RRDCCQXY0001UMLRE700207301425ABCDbbbb/
Control Group Header	*CH65432120020730160100USERIDbbABCD12345620020730160000
Data Group Header	*DH0001ECCECC0000001
Detail Record	+0001bABCD00000014370002bBOXCTCUR0000000002bS
Data Group Summary	=DS0001SUM0001
Control Group Summary	=CS6543210001
Trailer	\$0001EOM! Where ! = hex '9C'

The error code '0000000002' means that an invalid value was sent.

31.3.7 Car Grade Inspection Error Response

Outbound UMLRE70 TRAIN II message to indicate an error in a car grade inspection:	
Message Header	#RRDCCQXY0001UMLRE700207301425ABCDbbbb/
Control Group Header	*CH65432120020730160100USERIDbbABCD12345620020730160000
Data Group Header	*DH0001CGICGI0000001
Detail Record	+0001bABCD00001234560002bBOXCCG01000000000bA
Detail Record	+0001bABCD00000014370002bBOXCCG020000000013b9999
Detail Record	+0001bABCD00001234560002bBOXCCG03000000000b1130
Detail Record	+0001bABCD00001234560002bBOXCCG04000000000b115341000
Detail Record	+0001bABCD00001234560002bBOXCCG05000000000bWXYZ
Data Group Summary	=DS0001SUM0005

Umler TRAIN II Messaging Specifications

Control Group Summary	=CS6543210001
Trailer	\$0001EOM! Where ! = hex '9C'

The error code '000000013' means invalid time entered.

31.3.8 Air Brake Test Inspection Error Response

Outbound UMLRE70 TRAIN II message to indicate an error in an air brake test:	
Message Header	#RRDC bbbb 0001 UMLRE70 0410311212ABCD bbbb /
Control Group Header	*CH65432120041031121200USERID bb ABCD12345620041031121200
Data Group Header	*DH0001 ABTABT0000001
Detail Record	+ 0001 b ABCD00001234560002 b BOXCREPT 0000000000 b ABCD
Detail Record	+ 0001 b ABCD00001234560002 b BOXCPERF 0000000000 b ABCD
Detail Record	+ 0001 b ABCD00001234560002 b BOXCDTDN 0000000011 b 20041330
Detail Record	+ 0001 b ABCD00001234560002 b BOXCSPLC 0000000000 b 115341000
Data Group Summary	=DS0001SUM0004
Control Group Summary	=CS6543210001
Trailer	\$0001EOM! Where ! = hex '9C'

The error code '000000011' means invalid date entered.

31.3.9 Door Lube Inspection Error Response

Outbound UMLRE70 TRAIN II message to indicate an error in a door lube inspection:	
Message Header	#RRDC bbbb 0001 UMLRE70 0410311212ABCD bbbb /
Control Group Header	*CH65432120041031121200USERID bb ABCD12345620041031121200
Data Group Header	*DH0001 DLIDL I0000001
Detail Record	+ 0001 b ABCD00001234560002 b BOXCREPT 0000000000 b ABCD
Detail Record	+ 0001 b ABCD00001234560002 b BOXCPERF 0000000000 b ABCD
Detail Record	+ 0001 b ABCD00001234560002 b BOXCDTDN 0000000011 b 20041330
Detail Record	+ 0001 b ABCD00001234560002 b BOXCSPLC 0000000000 b 115341000
Data Group Summary	=DS0001SUM0004
Control Group Summary	=CS6543210001
Trailer	\$0001EOM! Where ! = hex '9C'

The error code '000000011' means invalid date entered.

Umler TRAIN II Messaging Specifications

31.3.10 Autorack Repair Error Response

Outbound UMLRE70 TRAIN II message to indicate an error in an autorack repair:	
Message Header	#RRDC bbbb 0001 UMLRE70 0410311212ABCD bbbb /
Control Group Header	*CH65432120041031121200USERID bb ABCD12345620041031121200
Data Group Header	*DH0001 ARR 0000000000
Detail Record	+ 0001 b ABCD00001234560002 b BOXCREPT0000000000 b ABCD
Detail Record	+ 0001 b ABCD00001234560002 b BOXCPERF0000000000 b ABCD
Detail Record	+ 0001 b ABCD00001234560002 b BOXCDTDN0000000011 b 20041330
Detail Record	+ 0001 b ABCD00001234560002 b BOXCSPLC0000000000 b 115341000
Data Group Summary	=DS0001SUM0004
Control Group Summary	=CS6543210001
Trailer	\$0001EOM! Where ! = hex '9C'

The error code '000000011' means invalid date entered.

31.3.11 Autorack Certification Error Response

Outbound UMLRE70 TRAIN II message to indicate an error in an autorack certification:	
Message Header	#RRDC bbbb 0001 UMLRE70 0410311212ABCD bbbb /
Control Group Header	*CH65432120041031121200USERID bb ABCD12345620041031121200
Data Group Header	*DH0001 ARCARC 0000001
Detail Record	+ 0001 b ABCD00001234560002 b BOXCREPT0000000000 b ABCD
Detail Record	+ 0001 b ABCD00001234560002 b BOXCPERF0000000000 b ABCD
Detail Record	+ 0001 b ABCD00001234560002 b BOXCDTDN0000000011 b 20041330
Detail Record	+ 0001 b ABCD00001234560002 b BOXCSPLC0000000000 b 115341000
Data Group Summary	=DS0001SUM0004
Control Group Summary	=CS6543210001
Trailer	\$0001EOM! Where ! = hex '9C'

The error code '000000011' means invalid date entered.

Umler TRAIN II Messaging Specifications

31.3.12 Autorack Inspection Error Response

Outbound UMLRE70 TRAIN II message to indicate an error in an autorack inspection:	
Message Header	#RRDC bbbb 0001 UMLRE70 0410311212ABCD bbbb /
Control Group Header	*CH65432120041031121200USERID bb ABCD12345620041031121200
Data Group Header	*DH0001 ARIARI 0000001
Detail Record	+0001 babcd 00001234560002 b BOXCREPT000000000 b ABCD
Detail Record	+0001 babcd 00001234560002 b BOXCPERF000000000 b ABCD
Detail Record	+0001 babcd 00001234560002 b BOXCDTDN000000011 b 20041330
Detail Record	+0001 babcd 00001234560002 b BOXCSPLC000000000 b 115341000
Detail Record	+0001 babcd 00001234560002 b BOXCINID000000000 b ABCD
Detail Record	+0001 babcd 00001234560002 b BOXCEXRS000000000 b 1
Detail Record	+0001 babcd 00001234560002 b BOXCEXSS000000000 b 1
Detail Record	+0001 babcd 00001234560002 b BOXCINSI000000000 b 1
Detail Record	+0001 babcd 00001234560002 b BOXCTPDS000000000 b 1
Detail Record	+0001 babcd 00001234560002 b BOXCUNOD000000000 b 1
Detail Record	+0001 babcd 00001234560002 b BOXCEXSP000000000 b 1
Detail Record	+0001 babcd 00001234560002 b BOXCINSP000000000 b 1
Detail Record	+0001 babcd 00001234560002 b BOXCEXDR000000000 b 1
Detail Record	+0001 babcd 00001234560002 b BOXCINDR000000000 b 1
Data Group Summary	=DS0001SUM0014
Control Group Summary	=CS6543210001
Trailer	\$0001EOM! Where ! = hex '9C'

The error code '000000011' means invalid date entered.

31.3.13 Vehicular Flat Certification Error Response

Outbound UMLRE70 TRAIN II message to indicate an error in a vehicular flat certification:	
Message Header	#RRDC bbbb 0001 UMLRE70 0410311212ABCD bbbb /
Control Group Header	*CH65432120041031121200USERID bb ABCD12345620041031121200
Data Group Header	*DH0001 VFCVFC 0000001
Detail Record	+0001 babcd 00001234560002 b BOXCREPT000000000 b ABCD
Detail Record	+0001 babcd 00001234560002 b BOXCPERF000000000 b ABCD
Detail Record	+0001 babcd 00001234560002 b BOXCDTDN000000011 b 20041330
Detail Record	+0001 babcd 00001234560002 b BOXCSPLC000000000 b 115341000
Data Group Summary	=DS0001SUM0004
Control Group Summary	=CS6543210001
Trailer	\$0001EOM! Where ! = hex '9C'

The error code '000000011' means invalid date entered.

Umler TRAIN II Messaging Specifications

31.3.14 FRA Locomotive Inspection Error Response

Outbound UMLRE70 TRAIN II message to indicate an error in a FRA Locomotive Inspection:	
Message Header	#RRDC bbbb 0001 UMLRE70 0410311212ABCD bbbb /
Control Group Header	*CH65432120041031121200USERID bb ABCD12345620041031121200
Data Group Header	*DH0001 FRAFRA0000001
Detail Record	+0001 b ABCD00001234560002 b BOXCREPT0000000000 b ABCD
Detail Record	+0001 b ABCD00001234560002 b BOXCPERF0000000000 b ABCD
Detail Record	+0001 b ABCD00001234560002 b BOXCDTDN000000001 b 20041330
Detail Record	+0001 b ABCD00001234560002 b BOXCSPLC0000000000 b 115341000
Data Group Summary	=DS0001SUM0004
Control Group Summary	=CS6543210001
Trailer	\$0001EOM! Where ! = hex '9C'

The error code '000000011' means invalid date entered.

31.3.15 Reflectorization Event Error Response

Outbound UMLRE70 TRAIN II message to indicate an error in a reflectorization event:	
Message Header	#RRDC bbbb 0001 UMLRE70 0410311212ABCD bbbb /
Control Group Header	*CH65432120041031121200USERID bb ABCD12345620041031121200
Data Group Header	*DH0001 REFREF0000001
Detail Record	+0001 b ABCD00001234560002 b BOXCREPT0000000000 b ABCD
Detail Record	+0001 b ABCD00001234560002 b BOXCPERF0000000000 b ABCD
Detail Record	+0001 b ABCD00001234560002 b BOXCDTDN000000001 b 20041330
Detail Record	+0001 b ABCD00001234560002 b BOXCSPLC0000000000 b 115341000
Data Group Summary	=DS0001SUM0004
Control Group Summary	=CS6543210001
Trailer	\$0001EOM! Where ! = hex '9C'

The error code '000000011' means invalid date entered.

32 Size of TRAIN II Message Expanded

The maximum size allowed for a TRAIN II message is 4MB.

33 Customized Message Profiles for UMLRC60/61

Message profiles will be maintained by the Railinc administrator. Any changes to a company's message profile must be coordinated with the Railinc administrator.

33.1 Receive All Umler Data

Umler TRAIN II message subscribers can choose to receive messages for all Umler outbound activity.

In sections 32.2 and 32.3 please be aware of the following:

- When the relationship in one of the fields listed in these sections is established there is potential that you do not have the equipment record on your file. It is the responsibility of the TRAIN II customer to retrieve the equipment record needed.
- When the relationship ceases to exist in all of the fields the customer will receive the transaction that removed them from the triggering field. Future messages will not be sent.

33.2 Receive My Company's Data (Corporate Umbrella)

Umler TRAIN II message subscribers may elect to receive only messages when a transaction occurs on a piece of equipment where their company is present in one of the following elements. "My company" is defined as any mark within a company's corporate umbrella.

- Umler owner
- Mark owner
- Lessee
- Maintenance responsible party
- Rack owner
- Rack lessee

33.3 Receive Data For "Company of Interest"

Umler TRAIN II message subscribers may elect to receive only data when a transaction occurs on a piece of equipment where specified MARKS are present in one of the following elements:

- Umler owner
- Mark owner
- Lessee
- Maintenance responsible party
- Rack owner
- Rack lessee

33.4 Receive Specific Transactions

Umler TRAIN II message subscribers may elect to receive only messages that contain specific transactions. Companies can choose to receive all transaction types or choose one or more from the following:

Umler TRAIN II Messaging Specifications

- Pool headers, pool assignments, and equipment deletes
- Receive all equipment add, equipment change, and equipment delete transactions
- Receive all inspection transactions

Note: Subscription to receive specific inspection transactions will not be supported in Umler.

34 Generic Event Transaction Type

34.1 Generic Event

A new generic event transaction will be defined that will be used for all future TRAIN II inspection reporting. The transaction type will be 'EVT'. A dedicated element id called event type ('ETYP') will be used to determine which specific inspection is being reported. The event type element must be the first element in the generic inspection transaction.

The ETYP element value will be defined as character 3.

The elements that make up the details for an event transaction will be dependent on the value in the event type.

Existing inspection transactions will be reported as they are in the existing Umler system. There is no plan to convert these inspection transaction types to the new generic event transaction type.

34.1.1 Generic Event Transaction

The following examples assume that a new event type of "Axle Inspection" (AXL) is created.

To report a generic event a transaction type = 'EVT' is used on the data group header. The first element must be element ID = 'ETYP' which identifies the actual event (inspection) being reported.

Inbound UMLRC00 TRAIN II message for a generic event transaction	
Message Header	#ABCDbbb0001UMLRC000607301425RRDCbbb/
Control Group Header	*CH12345620060730160000USERIDbb
Data Group Header	*DH0001EVT
Element Detail	+0001bABCD0000000001ETYPbAXL
Element Detail	+0001bABCD0000000001REPTbABCD
Element Detail	+0001bABCD0000000001PERFbRAIL
Element Detail	+0001bABCD0000000001SPLCb411657000
Element Detail	+0001bABCD0000000001DTDNb20061106
Data Group Summary	=DS0001SUM0005
Control Group Summary	=CS1234560001
Trailer	\$0001EOM! Where ! = hex '9C'

Outbound UMLRC60 TRAIN II message for a generic event transaction	
Message Header	#ABCDbbb0001UMLRC600607301425RRDCbbb/
Control Group Header	*CH12345620060730160000USERIDbbABCD12345620041031121200
Data Group Header	*DH0001EVT
Element Detail	+0001bABCD00000000010002bBOXCETYPbAXL
Element Detail	+0001bABCD00000000010002bBOXCREPTbABCD
Element Detail	+0001bABCD00000000010002bBOXCPERFbRAIL
Element Detail	+0001bABCD00000000010002bBOXCSPLCb411657000
Element Detail	+0001bABCD00000000010002bBOXCDTDNb20061106
Data Group Summary	=DS0001SUM0005
Control Group Summary	=CS1234560001
Trailer	\$0001EOM! Where ! = hex '9C'

Umler TRAIN II Messaging Specifications

34.1.2 Security Access Rights

Security access rights will be defined at the specific event type level instead of the generic event transaction type of 'EVT'.

For each new generic event type created a new security access right will be defined in Inspection Access Rights.

For example, if a new event type of 'AXL' is defined for an axle inspection a new Umler security access right will be defined for this event type and will need to be assigned to appropriate users.

34.1.3 Web Maintenance Screens

Each new specific event type will have a separate input screen on the Umler web interface. This is stated above with the following statement:

Web screens to support generic event transactions will utilize functionality that allows new inspections to be "defined on the fly".

34.1.4 Web Query Screens

All query screens will reference the specific event type instead of the generic event transaction type of 'EVT'.

For example, the transaction log screen will refer to the specific event type of 'AXL' instead of the generic event transaction type of 'EVT'.

This also impacts Notice Management and Simple Equipment Query.

34.1.5 Generic Event Nullification

A new generic event transaction will be defined that will be used for all future TRAIN II inspection reporting to nullify a generic event transaction. The transaction type will be 'EVN'. A dedicated element id called event type ('ETYP') will be used to determine which specific inspection is being nullified. The event type element must be the first element in the generic inspection transaction.

The ETYP element value will be defined as character 3.

The elements that make up the details for an event transaction will be dependent on the value in the event type.

Existing nullification of inspection transactions will be reported as they are in the existing Umler system. There is no plan to convert these inspection transaction types to the new generic event transaction type.

For nullification, all elements must be sent and the element value must exactly match what is currently on file in Umler.

The following examples is to nullify axle inspection.

To report a generic event nullification a transaction type = 'EVN' is used on the data group header. The first element must be element ID = 'ETYP' which identifies the actual event (inspection) being nullified.

Umler TRAIN II Messaging Specifications

Inbound UMLRC00 TRAIN II message for a generic event nullification to report an axle inspection nullification	
Message Header	#ABCD bbbb 0001 UMLRC00 0607301425RRDC bbbb /
Control Group Header	*CH12345620060730160000USERID bb
Data Group Header	*DH0001 EVN
Element Detail	+0001 ABCD 0000000001 ETYP AXN
Element Detail	+0001 ABCD 0000000001REPT ABCD
Element Detail	+0001 ABCD 0000000001PERF RAIL
Element Detail	+0001 ABCD 0000000001SPLC 411657000
Element Detail	+0001 ABCD 0000000001DTDN 20061106
Data Group Summary	=DS0001SUM0005
Control Group Summary	=CS1234560001
Trailer	\$0001EOM! Where ! = hex '9C'

Outbound UMLRC60 TRAIN II message for a generic event nullification to report an axle inspection nullification	
Message Header	#ABCD bbbb 0001 UMLRC60 0607301425RRDC bbbb /
Control Group Header	*CH12345620060730160000USERID bb ABCD12345620041031121200
Data Group Header	*DH0001 EVN
Element Detail	+0001 ABCD 00000000010002 BOXCETYP AXN
Element Detail	+0001 ABCD 00000000010002 BOXCREPT ABCD
Element Detail	+0001 ABCD 00000000010002 BOXCPERF RAIL
Element Detail	+0001 ABCD 00000000010002 BOXCSPLC 411657000
Element Detail	+0001 ABCD 00000000010002 BOXCDTDN 20061106
Data Group Summary	=DS0001SUM0005
Control Group Summary	=CS1234560001
Trailer	\$0001EOM! Where ! = hex '9C'

Outbound UMLRC61 TRAIN II message for a generic event nullification to report an axle inspection nullification	
Message Header	#ABCD bbbb 0001 UMLRC61 0607301425RRDC bbbb /
Control Group Header	*CH12345620060730160000USERID bb ABCD12345620041031121200
Data Group Header	*DH0001 EVN
Element Detail	+0001 ABCD 00000000010002 BOXCETYP 2006-11-21-08.01.51.000001 AXN
Element Detail	+0001 ABCD 00000000010002 BOXCREPT 2006-11-21-08.01.51.000001 ABCD
Element Detail	+0001 ABCD 00000000010002 BOXCPERF 2006-11-21-08.01.51.000001 RAIL
Element Detail	+0001 ABCD 00000000010002 BOXCSPLC 2006-11-21-08.01.51.000001 411657000
Element Detail	+0001 ABCD 00000000010002 BOXCDTDN 2006-11-21-08.01.51.000001 20061106
Data Group Summary	=DS0001SUM0005
Control Group Summary	=CS1234560001
Trailer	\$0001EOM! Where ! = hex '9C'

Outbound UMLRE70 TRAIN II message for a generic event nullification to report an axle inspection nullification	
Message Header	#ABCD bbbb 0001 UMLRE70 0607301425RRDC bbbb /
Control Group Header	*CH12345620060730160000USERID bb ABCD12345620041031121200
Data Group Header	*DH0001 EVN
Element Detail	+0001 ABCD 00000000010002 BOXCETYP 000000000 AXN
Element Detail	+0001 ABCD 00000000010002 BOXCREPT 0000000100 ABCD
Element Detail	+0001 ABCD 00000000010002 BOXCPERF 000000000 RAIL
Element Detail	+0001 ABCD 00000000010002 BOXCSPLC 000000000 411657000
Element Detail	+0001 ABCD 00000000010002 BOXCDTDN 000000000 20061106
Data Group Summary	=DS0001SUM0005
Control Group Summary	=CS1234560001
Trailer	\$0001EOM! Where ! = hex '9C'

34.1.6 Security Access Rights

Nullification transactions currently do not have specific security rights so there is no impact to security for nullification of generic events.

The main impact on query screens is the transaction log. When a generic event transaction is nullified the transaction log will capture the specific event type value associated with the nullification. For example, if an axle inspection 'AXL' is nullified the transaction log entry for the nullification would be 'AXN'.

35 TRAIN II Processing For Restencil

35.1 Inbound TRAIN II Restencil of Equipment

There will be no specific re-stencil function using TRAIN II. To accomplish a re-stencil in TRAIN II the equipment should be sent with an equipment add (ECA) transaction on an UMLRC00 inbound message with all needed elements to add equipment. The prior car ID sent with the ECA transaction should equal the equipment ID being added. If the equipment ID and prior ID are not the same the ECA will not be processed and will create a notice and send an UMLRE70 response.

An equipment delete (ECD) transaction can be sent in a separate inbound UMLRC00 message to delete the prior equipment if the customer chooses to do so but is not mandatory.

As a result of a successful inbound UMLRC00 equipment add (ECA) transaction an outbound UMLRC60/61 message will be produced with an equipment add (ECA) transaction and associated inspections for the equipment being added. An additional equipment change (ECC) transaction **MAY** also be sent with a status change for the prior equipment used in the restencil function.

35.2 Restencil Using Umler Website and Resulting TRAIN II Messages

If a web user restencils a piece of equipment using the restencil function from the Umler website then an outbound UMLRC60/61 message will be produced with an equipment add (ECA) transaction and associated inspections (on separate messages) for the equipment being added.

An additional equipment change (ECC) transaction can also be sent with a status change for the prior equipment used in the restencil function. If equipment is added in pre-registered status then the prior equipment status will not change at the time the equipment is added. If the equipment is added as an active piece of equipment the the prior equipment status will change to inactive and an ECC sent for the prior equipment status change.

36 TRAIN II Processing For Equipment Group Change

36.1 Inbound TRAIN II For Equipment Group Change

To change the equipment group on an UMLRC00 TRAIN II message an ECC transaction is sent to change the equipment group element.

As a result of a successful inbound UMLRC00 equipment group change two separate outbound UMLRC60/61 messages will be produced. The first message will be an equipment delete transaction (ECD). The second message will be equipment add (ECA).

36.2 Equipment Group Change Using Umler Website and Resulting TRAIN II Messages

There will be a specific function on the Umler website to change the equipment group. As a result of a successfully processed equipment group change two separate outbound UMLRC60/61 messages will be produced. The first message will be an equipment delete transaction (ECD). The second message will be equipment add (ECA).

37 Refresh Request

Refresh requests can be requested on the Umler website or by sending an inbound UMLRR00 message requesting a refresh as specified below.

37.1 UMLRC00 Inbound Refresh Request Message

A new message type called UMLRR00 will be defined to allow inbound refresh requests to the Umler system. This message type will support new refresh related transaction types. The table below documents the transaction types that will be supported by refresh request and limitations on the input.

Transaction Type	Description	Input restriction on UMLRR00
REQ	Refresh equipment.	Limited to 1,000 equipment on inbound UMLRR00
RPH	Refresh pool header only.	Limited to 1,000 pool headers on inbound UMLRR00
RPA	Refresh pool assignment only.	Limited to one pool id on inbound UMLRR00.
RPB	Refresh pool header and assignments.	Limited to one pool id on inbound UMLRR00.
RTM	Refresh by date range.	Limited to 1,000 equipment as a result of the request.

37.1.1 UMLRR00 Processing

The following are guidelines for sending and the processing of UMLRR00 refresh request message type:

- An UMLRR50 envelope error response will be sent if message structure errors are identified on the inbound UMLRR00 message.
- There will be no equivalent to the UMLRE70 (error response) or UMLRE71 (message summary) messages for refresh request messages.
- Multiple data group headers can be sent on a single UMLRR00. However, separate data group headers should be sent for each different refresh request.
- A new control sequence number will be used for inbound UMLRR00 messages.
- A new control sequence number will be used for outbound UMLRR60/61 messages.
- The following are new response codes that can appear on the UMLRR50 message structure error:

Umler TRAIN II Messaging Specifications

	9000	Miscellaneous errors
E	9010	The number of equipment/pool headers for which refresh request has been requested has exceeded the system limit of 1000. Or the number of pool headers specified for pool assignment of both pool header and assignment is greater than one which is not allowed.
E	9011	The date-time range for which refresh has been requested has more than 1000 transactions or spans more than one day and hence cannot be processed by the system.
E	9012	The start and/or end date-time format specified is not valid.
E	9013	The date range specified is greater than 24 hours and the message was not processed.

The following sections describe in more details the processing of each refresh request type. Each refresh request type can be initiated through the Umler website or using the new UMLRR00 inbound refresh request message.

37.2 Equipment Characteristics Refresh

When an *equipment characteristics* refresh request is made using the Umler website or by sending an UMLRR00 inbound refresh request, one or more equipment IDs are entered or submitted.

For each equipment ID specified that exists in Umler, the system will send an Outbound UMLRR60/UMLRR61 TRAIN II message containing:

- ECD (equipment characteristic delete)
- ECA (equipment characteristic add) transaction
- Each inspection transaction existing for the equipment unit and the corresponding inspection due date data.

For each equipment ID specified that does not exist in Umler, the system will send an Outbound UMLRR60/UMLRR61 TRAIN II message containing an ECD (equipment characteristic delete) transaction for the equipment unit.

37.2.1 Message Examples For Equipment Characteristics Refresh

For equipment units that exist in Umler, the ECD transaction will always be the first data group header and the ECA transaction will always be the second data group header to appear in the UMLRR60/61 message. The order of the transactions in subsequent data groups is not guaranteed. For example, a door lube inspection data group may appear before or after an ABT data group (just as a door lube inspection may be reported before or after an ABT).

Umler TRAIN II Messaging Specifications

The following examples assume that the equipment unit ABCD0000001437 and ABCD0000001438 has a current car grade inspection, a current ABT, and a prior ABT. The example further assumes that the equipment unit has no other inspections (e.g. no door lube inspection, no reflectorization event, etc.). If the equipment unit had other inspections, the UMLRR60/UMLRR61 message would include additional data groups for those inspections and their corresponding due dates (if any).

Equipment ID ABCD0000001439 on the inbound UMLRC00 does not exist in Umler for the purpose of these examples and the result of that are shown in the section title equipment does not exist in Umler.

Also, the examples include an UMLRC00 inbound refresh request. The resulting UMLRR60/61 message examples also could have been initiated on the Umler website without the submittal of an UMLRR00 message.

37.2.1.1 UMLRR00

Example Inbound UMLRR00 TRAIN II refresh request message	
Message Header	#RRDCCQXY0001 UMLRR00 0207301425ABCD bbbb /
Control Group Header	*CH65432120020730160100USERIDBB
Data Group Header	*DH0001 REQ
Detail Record	+0001 b ABCD0000001437
Data Group Summary	=DS0001SUM0001
Data Group Header	*DH0002 REQ
Detail Record	+0001 b ABCD0000001438
Data Group Summary	=DS0002SUM0001
Data Group Header	*DH0003 REQ
Detail Record	+0001 b ABCD0000001439
Data Group Summary	=DS0003SUM0001
Control Group Summary	=CS6543210003
Trailer	\$0001EOM! Where ! = hex '9C'

37.2.1.2 UMLRR50

Outbound UMLRR50 TRAIN II message to indicate a message that failed envelope checking:	
Message Header	#RRDC bbbb 0001 UMLRR50 0207301605ABCD bbbb /
Control Group Header	*CH12345620041031121200USERID bb ABCD12345620041031121200
Detail Record	+ E2008 000190
Control Group Summary	=CS1234560001
Trailer	\$0001EOM! Where ! = hex '9C'

37.2.2 Message Examples For Equipment Existing in Umler

37.2.2.1 UMLRR60 Response For Equipment ID ABCD000001437

Example Outbound UMLRR60 TRAIN II message created when equipment exists in Umler:	
Message Header	#RRDCCQXY0001 UMLRR60 0207301425ABCD bbbb/
Control Group Header	*CH65432120020730160100USERID bbbbbbbbbbbbbbbbbbbb
Data Group Header	*DH0001 ECD
Detail Record	+0001 ABCD 00000014370002 b
Data Group Summary	=DS0001SUM0001
Data Group Header	*DH0002 ECA
Detail Record	+0001 ABCD 00000014370002 bHOPPTCURbb
Detail Record	+0001 ABCD 00000014370002 bHOPPTCGRbb
Detail Record	+0001 ABCD 00000014370002 bHOPPTCPCbb
Detail Record	+0001 ABCD 00000014370002 bHOPPTCMEbb
Detail Record	+0001 ABCD 00000014370002 bHOPPTCMRbb
Detail Record	+0001 ABCD 00000014370002 bHOPPLESEbb
Detail Record	+0001 ABCD 00000014370002 bHOPPMNPTbABCD
Detail Record	+0001 ABCD 00000014370002 bHOPPUMETbE414
Detail Record	+0001 ABCD 00000014370002 bHOPPUMMDbXM
Detail Record	+0001 ABCD 00000014370002 bHOPPP001b0000000
Detail Record	+0001 ABCD 00000014370002 bHOPPTCODbb
Detail Record	+0001 ABCD 00000014370002 bHOPPTCCDbb
Data Group Summary	=DS0002SUM0012
Data Group Header	*DH0003 CGI
Detail Record	+0001 ABCD 00000014370002 bHOPPCG01bA
Detail Record	+0001 ABCD 00000014370002 bHOPPCG02b20050201
Detail Record	+0001 ABCD 00000014370002 bHOPPCG03b0900
Detail Record	+0001 ABCD 00000014370002 bHOPPCG04b111111000
Detail Record	+0001 ABCD 00000014370002 bHOPPCG05bWXYZ
Data Group Summary	=DS0003SUM0005
Data Group Header	*DH0004 ABT
Detail Record	+0001 ABCD 00000014370002 bHOPPREPTbABCD
Detail Record	+0001 ABCD 00000014370002 bHOPPPERFbABCD
Detail Record	+0001 ABCD 00000014370002 bHOPPDTDNb20041030
Detail Record	+0001 ABCD 00000014370002 bHOPPSPLCb115341000
Data Group Summary	=DS0004SUM0004
Data Group Header	*DH0005 ABP
Detail Record	+0001 ABCD 00000014370002 bHOPPREPTbABCD
Detail Record	+0001 ABCD 00000014370002 bHOPPPERFbABCD
Detail Record	+0001 ABCD 00000014370002 bHOPPDTDNb20021030
Detail Record	+0001 ABCD 00000014370002 bHOPPSPLCb111111000
Data Group Summary	=DS0005SUM0004
Data Group Header	*DH0006 ECC
Detail Record	+ 0001 ABCD 00000014370002 bBOXCDU58b20071030
Detail Record	+ 0001 ABCD 00000014370002 bBOXCDU13b20051030
Data Group Summary	=DS0006SUM0002
Control Group Summary	=CS6543210006
Trailer	\$0001EOM! Where ! = hex '9C'

Umler TRAIN II Messaging Specifications

37.2.2.2 UMLRR61 Response For Equipment ID ABCD000001437

Example Outbound UMLRR61 TRAIN II message created when equipment exists in Umler:	
Message Header	#RRDCCQXY0001 UMLRR61 0207301425ABCD bbb /
Control Group Header	*CH65432120020730160100USERID bbbbbbbbbbbbbbbbbbbb
Data Group Header	*DH0001 ECD
Detail Record	+0001 ABCD 00000014370002 b 2003-02-21-08.01.01.000011
Data Group Summary	=DS0001SUM0001
Data Group Header	*DH0002 ECA
Detail Record	+0001 ABCD 00000014370002 b HOPPTCUR2003-02-21-08.01.01.000011 bb
Detail Record	+0001 ABCD 00000014370002 b HOPPTCGR2003-02-21-08.01.01.000011 bb
Detail Record	+0001 ABCD 00000014370002 b HOPPTCPC2003-02-21-08.01.01.000011 bb
Detail Record	+0001 ABCD 00000014370002 b HOPPTCME2003-02-21-08.01.01.000011 bb
Detail Record	+0001 ABCD 00000014370002 b HOPPTCMR2003-02-21-08.01.01.000011 bb
Detail Record	+0001 ABCD 00000014370002 b HOPPLESE2003-02-21-08.01.01.000011 bb
Detail Record	+0001 ABCD 00000014370002 b HOPPMNPT2003-02-21-08.01.01.000011 ABCD
Detail Record	+0001 ABCD 00000014370002 b HOPPUMET2003-02-21-08.01.01.000011 B414
Detail Record	+0001 ABCD 00000014370002 b HOPPUMMD2003-02-21-08.01.01.000011 XXM
Detail Record	+0001 ABCD 00000014370002 b HOPPP0012003-02-21-08.01.01.000011 0000000
Detail Record	+0001 ABCD 00000014370002 b HOPPTCOD2003-02-21-08.01.01.000011 bb
Detail Record	+0001 ABCD 00000014370002 b HOPPTCCD2003-02-21-08.01.01.000011 bb
Data Group Summary	=DS0002SUM0012
Data Group Header	*DH0003 CGI
Detail Record	+0001 ABCD 00000014370002 b HOPPCG012003-02-21-08.01.01.000011 BA
Detail Record	+0001 ABCD 00000014370002 b HOPPCG022003-02-21-08.01.01.000011 20050201
Detail Record	+0001 ABCD 00000014370002 b HOPPCG032003-02-21-08.01.01.000011 0900
Detail Record	+0001 ABCD 00000014370002 b HOPPCG042003-02-21-08.01.01.000011 111111000
Detail Record	+0001 ABCD 00000014370002 b HOPPCG052003-02-21-08.01.01.000011 WXYZ
Data Group Summary	=DS0003SUM0005
Data Group Header	*DH0004 ABT
Detail Record	+0001 ABCD 00000014370002 b HOPPREPT2003-02-21-08.01.01.000011 ABCD
Detail Record	+0001 ABCD 00000014370002 b HOPPPERF2003-02-21-08.01.01.000011 ABCD
Detail Record	+0001 ABCD 00000014370002 b HOPPDTDN2003-02-21-08.01.01.000011 20041030
Detail Record	+0001 ABCD 00000014370002 b HOPPSPLC2003-02-21-08.01.01.000011 115341000
Data Group Summary	=DS0004SUM0004
Data Group Header	*DH0005 ABP
Detail Record	+0001 ABCD 00000014370002 b HOPPREPT2003-02-21-08.01.01.000011 ABCD
Detail Record	+0001 ABCD 00000014370002 b HOPPPERF2003-02-21-08.01.01.000011 ABCD
Detail Record	+0001 ABCD 00000014370002 b HOPPDTDN2003-02-21-08.01.01.000011 20021030
Detail Record	+0001 ABCD 00000014370002 b HOPPSPLC2003-02-21-08.01.01.000011 111111000
Data Group Summary	=DS0005SUM0004
Data Group Header	*DH0006 ECC
Detail Record	+0001 ABCD 00000014370002 b BOXCDU582003-02-21-08.01.01.000011 20071030
Detail Record	+0001 ABCD 00000014370002 b BOXCDU132003-02-21-08.01.01.000011 20051030
Data Group Summary	=DS0006SUM0002
Control Group Summary	=CS6543210006
Trailer	\$0001EOM! Where ! = hex '9C'

Umler TRAIN II Messaging Specifications

37.2.2.3 UMLRR60 Response For Equipment ID ABCD000001438

Example Outbound UMLRR60 TRAIN II message created when equipment exists in Umler:	
Message Header	#RRDCCQXY0001 UMLRR60 0207301425ABCD bbbb /
Control Group Header	*CH65432120020730160100USERID bbbbbbbbbbbbbbbbbbbbbbbbbb
Data Group Header	*DH0001 ECD
Detail Record	+0001 ABCD00000014370002b
Data Group Summary	=DS0001SUM0001
Data Group Header	*DH0002 ECA
Detail Record	+0001 ABCD00000014370002bHOPPTCURbb
Detail Record	+0001 ABCD00000014370002bHOPPTCGRbb
Detail Record	+0001 ABCD00000014370002bHOPPTCPCbb
Detail Record	+0001 ABCD00000014370002bHOPPTCMEbb
Detail Record	+0001 ABCD00000014370002bHOPPTCMRbb
Detail Record	+0001 ABCD00000014370002bHOPPLESEbb
Detail Record	+0001 ABCD00000014370002bHOPPMNPTbABCD
Detail Record	+0001 ABCD00000014370002bHOPPUMETbB414
Detail Record	+0001 ABCD00000014370002bHOPPUMDbXM
Detail Record	+0001 ABCD00000014370002bHOPPP001b0000000
Detail Record	+0001 ABCD00000014370002bHOPPTCODbb
Detail Record	+0001 ABCD00000014370002bHOPPTCCDbb
Data Group Summary	=DS0002SUM0012
Data Group Header	*DH0003 CGI
Detail Record	+0001 ABCD00000014370002bHOPPCG01bA
Detail Record	+0001 ABCD00000014370002bHOPPCG02b20050201
Detail Record	+0001 ABCD00000014370002bHOPPCG03b0900
Detail Record	+0001 ABCD00000014370002bHOPPCG04b111111000
Detail Record	+0001 ABCD00000014370002bHOPPCG05bWXYZ
Data Group Summary	=DS0003SUM0005
Data Group Header	*DH0004 ABT
Detail Record	+0001 ABCD00000014370002bHOPPREPTbABCD
Detail Record	+0001 ABCD00000014370002bHOPPPERFbABCD
Detail Record	+0001 ABCD00000014370002bHOPPDTDNb20041030
Detail Record	+0001 ABCD00000014370002bHOPPSPLCb115341000
Data Group Summary	=DS0004SUM0004
Data Group Header	*DH0005 ABP
Detail Record	+0001 ABCD00000014370002bHOPPREPTbABCD
Detail Record	+0001 ABCD00000014370002bHOPPPERFbABCD
Detail Record	+0001 ABCD00000014370002bHOPPDTDNb20021030
Detail Record	+0001 ABCD00000014370002bHOPPSPLCb111111000
Data Group Summary	=DS0005SUM0004
Data Group Header	*DH0006 ECC
Detail Record	+ 0001 ABCD00000014370002b BOXCDU58 b 20071030
Detail Record	+ 0001 ABCD00000014370002b BOXCDU13 b 20051030
Data Group Summary	=DS0006SUM0002
Control Group Summary	=CS6543210006
Trailer	\$0001EOM! Where ! = hex '9C'

Umler TRAIN II Messaging Specifications

37.2.2.4 UMLRR61 Response For Equipment ID ABCD000001438

Example Outbound UMLRR61 TRAIN II message created when equipment exists in Umler:	
Message Header	#RRDCCQXY0001 UMLRR61 0207301425ABCD bbb /
Control Group Header	*CH65432120020730160100USERID bbbbbbbbbbbbbbbbbbbb
Data Group Header	*DH0001 ECD
Detail Record	+0001 ABCD 00000014380002 b 2003-02-21-08.01.01.000011
Data Group Summary	=DS0001SUM0001
Data Group Header	*DH0002 ECA
Detail Record	+0001 ABCD 00000014380002 b HOPPTCUR2003-02-21-08.01.01.000011 bb
Detail Record	+0001 ABCD 00000014380002 b HOPPTCGR2003-02-21-08.01.01.000011 bb
Detail Record	+0001 ABCD 00000014380002 b HOPPTCPC2003-02-21-08.01.01.000011 bb
Detail Record	+0001 ABCD 00000014380002 b HOPPTCME2003-02-21-08.01.01.000011 bb
Detail Record	+0001 ABCD 00000014380002 b HOPPTCMR2003-02-21-08.01.01.000011 bb
Detail Record	+0001 ABCD 00000014380002 b HOPPLESE2003-02-21-08.01.01.000011 bb
Detail Record	+0001 ABCD 00000014380002 b HOPPMNPT2003-02-21-08.01.01.000011 ABCD
Detail Record	+0001 ABCD 00000014380002 b HOPPUMET2003-02-21-08.01.01.000011 B414
Detail Record	+0001 ABCD 00000014380002 b HOPPUMMD2003-02-21-08.01.01.000011 XXM
Detail Record	+0001 ABCD 00000014380002 b HOPPP0012003-02-21-08.01.01.000011 0000000
Detail Record	+0001 ABCD 00000014380002 b HOPPTCOD2003-02-21-08.01.01.000011 bb
Detail Record	+0001 ABCD 00000014380002 b HOPPTCCD2003-02-21-08.01.01.000011 bb
Data Group Summary	=DS0002SUM0012
Data Group Header	*DH0003 CGI
Detail Record	+0001 ABCD 00000014380002 b HOPPCG012003-02-21-08.01.01.000011 BA
Detail Record	+0001 ABCD 00000014380002 b HOPPCG022003-02-21-08.01.01.000011 20050201
Detail Record	+0001 ABCD 00000014380002 b HOPPCG032003-02-21-08.01.01.000011 0900
Detail Record	+0001 ABCD 00000014380002 b HOPPCG042003-02-21-08.01.01.000011 111111000
Detail Record	+0001 ABCD 00000014380002 b HOPPCG052003-02-21-08.01.01.000011 WXYZ
Data Group Summary	=DS0003SUM0005
Data Group Header	*DH0004 ABT
Detail Record	+0001 ABCD 00000014380002 b HOPPREPT2003-02-21-08.01.01.000011 ABCD
Detail Record	+0001 ABCD 00000014380002 b HOPPPERF2003-02-21-08.01.01.000011 ABCD
Detail Record	+0001 ABCD 00000014380002 b HOPPDTDN2003-02-21-08.01.01.000011 20041030
Detail Record	+0001 ABCD 00000014380002 b HOPPSPLC2003-02-21-08.01.01.000011 115341000
Data Group Summary	=DS0004SUM0004
Data Group Header	*DH0005 ABP
Detail Record	+0001 ABCD 00000014380002 b HOPPREPT2003-02-21-08.01.01.000011 ABCD
Detail Record	+0001 ABCD 00000014380002 b HOPPPERF2003-02-21-08.01.01.000011 ABCD
Detail Record	+0001 ABCD 00000014380002 b HOPPDTDN2003-02-21-08.01.01.000011 20021030
Detail Record	+0001 ABCD 00000014380002 b HOPPSPLC2003-02-21-08.01.01.000011 111111000
Data Group Summary	=DS0005SUM0004
Data Group Header	*DH0006 ECC
Detail Record	+0001 ABCD 00000014380002 b BOXCDU582003-02-21-08.01.01.000011 20071030
Detail Record	+0001 ABCD 00000014380002 b BOXCDU132003-02-21-08.01.01.000011 20051030
Data Group Summary	=DS0006SUM0002
Control Group Summary	=CS6543210006
Trailer	\$0001EOM! Where ! = hex '9C'

37.2.3 Message Examples For Equipment Not Existing in Umler

37.2.3.1 UMLRR60 Response For Equipment ID ABCD0000001439

Outbound UMLRR60 TRAIN II message created when equipment does not exist in Umler:	
Message Header	#RRDCCQXY0001UMLRR600207301425ABCDbbbb/
Control Group Header	*CH65432120020730160100USERIDbbbbbbbbbbbbbbbbbbbb
Data Group Header	*DH0001ECD
Detail Record	+0001bABCD00000014390002b
Data Group Summary	=DS0001SUM0001
Control Group Summary	=CS6543210001
Trailer	\$0001EOM! Where ! = hex '9C'

37.2.3.2 UMLRR61 Response For Equipment ID ABCD0000001439

Outbound UMLRR61 TRAIN II message created when equipment does not exist in Umler:	
Message Header	#RRDCCQXY0001UMLRR610207301425ABCDbbbb/
Control Group Header	*CH65432120020730160100USERIDbbbbbbbbbbbbbbbbbbbb
Data Group Header	*DH0001ECD
Detail Record	+0001bABCD00000014390002b 2003-02-21-08.01.01.000011
Data Group Summary	=DS0001SUM0001
Control Group Summary	=CS6543210001
Trailer	\$0001EOM! Where ! = hex '9C'

37.3 Pool Data Refresh

37.3.1 Pool Header Only

When a *pool data - pool header only* refresh request is made using the Umler website or by sending an UMLRR00 inbound refresh request, one or more pool IDs are entered or submitted.

For each pool ID specified that exists in Umler, the system will send an Outbound UMLRR60/UMLRR61 TRAIN II message containing an HA (pool header add) transaction for the pool header.

For each pool ID specified that does not exist in Umler, the system will send an Outbound UMLRR60/UMLRR61 TRAIN II message containing an HD (pool header delete) transaction for the pool header.

37.3.1.1 Message Example For Inbound UMLRR00 Pool Header Only Refresh

37.3.1.1.1 UMLRR00

Example Inbound UMLRR00 TRAIN II message created when pool header exists in Umler:	
Message Header	#RRDC bbbb 0001 UMLRR00 0207301605ABCD bbbb /
Control Group Header	*CH65432120020730160100USERID bb
Data Group Header	*DH0001RPH
Detail Record	+ P001b 1234567
Data Group Summary	=DS0001SUM0001
Data Group Header	*DH0002RPH
Detail Record	+ P001b 1234568
Data Group Summary	=DS0002SUM0001
Control Group Summary	=CS6543210002
Trailer	\$0001EOM! Where ! = hex '9C'

37.3.1.2 Message Examples For Pool Header Existing in Umler

37.3.1.2.1 UMLRR60 For Pool Header 1234567 That Exists in Umler

Example Outbound UMLRR60 TRAIN II message created when pool header exists in Umler:	
Message Header	#RRDC bbbb 0001 UMLRR60 0207301605ABCD bbbb /
Control Group Header	*CH65432120020730160100USERID bb ABCD12345620020730160000
Data Group Header	*DH0001 HAb
Detail Record	+ P001b 1234567P002 b STONE CONTAINER
Detail Record	+ P001b 1234567P003 b TANEYTOWN
Detail Record	+ P001b 1234567P004 b MD
Detail Record	+ P001b 1234567P005 b
Detail Record	+ P001b 1234567P006 b C
Detail Record	+ P001b 1234567P007 b l
Detail Record	+ P001b 1234567P008 b
Detail Record	+ P001b 1234567P009 b
Detail Record	+ P001b 1234567P010 b
Detail Record	+ P001b 1234567P011 b ABCD
Detail Record	+ P001b 1234567P012 b
Detail Record	+ P001b 1234567P013 b
Detail Record	+ P001b 1234567P014 b
Data Group Summary	=DS0001SUM0013
Control Group Summary	=CS6543210001
Trailer	\$0001EOM! Where ! = hex '9C'

Umler TRAIN II Messaging Specifications

37.3.1.2.2 UMLRR61 for pool header 1234567 that exists in Umler

Example Outbound UMLRR61 TRAIN II message created when pool header exists in Umler:	
Message Header	#RRDCbbb0001UMLRR610207301605ABCDbbb/
Control Group Header	*CH65432120020730160100USERIDbbABCD12345620020730160000
Data Group Header	*DH0001HAb
Detail Record	+P001b1234567P0022003-02-21-08.01.01.000005bSTONE CONTAINER
Detail Record	+P001b1234567P0032003-02-21-08.01.01.000005bTANEYTOWN
Detail Record	+P001b1234567P0042003-02-21-08.01.01.000005bMD
Detail Record	+P001b1234567P0052003-02-21-08.01.01.000005b
Detail Record	+P001b1234567P0062003-02-21-08.01.01.000005bC
Detail Record	+P001b1234567P0072003-02-21-08.01.01.000005b1
Detail Record	+P001b1234567P0082003-02-21-08.01.01.000005b
Detail Record	+P001b1234567P0092003-02-21-08.01.01.000005b
Detail Record	+P001b1234567P0102003-02-21-08.01.01.000005b
Detail Record	+P001b1234567P0112003-02-21-08.01.01.000005bABCD
Detail Record	+P001b1234567P0122003-02-21-08.01.01.000005b
Detail Record	+P001b1234567P0132003-02-21-08.01.01.000005b
Detail Record	+P001b1234567P0142003-02-21-08.01.01.000005b
Data Group Summary	=DS0001SUM0013
Control Group Summary	=CS6543210001
Trailer	\$0001EOM! Where ! = hex '9C'

Umler TRAIN II Messaging Specifications

37.3.1.3 Message Examples for Pool Header Not Existing in Umler

37.3.1.3.1 UMLRR60 for pool header 1234568 that does not exist in Umler

Example Outbound UMLRR60 TRAIN II message created when pool header does not exist in Umler:	
Message Header	#RRDC bbbb 0001 UMLRR60 0207301605ABCD bbbb /
Control Group Header	*CH65432120020730160100USERID bb ABCD12345620020730160000
Data Group Header	*DH0001 HDb P001 b 1234568
Data Group Summary	=DS0001SUM0000
Control Group Summary	=CS6543210001
Trailer	\$0001EOM! Where ! = hex '9C'

37.3.1.3.2 UMLRR61 for pool header 1234568 that does not exist in Umler

Example Outbound UMLRR61 TRAIN II message created when pool header does not exist in Umler:	
Message Header	#RRDC bbbb 0001 UMLRR61 0207301605ABCD bbbb /
Control Group Header	*CH65432120020730160100USERID bb ABCD12345620020730160000
Data Group Header	*DH0001 HDb P001 b 12345682003-02-21-08.01.01.000015
Data Group Summary	=DS0001SUM0000
Control Group Summary	=CS6543210001
Trailer	\$0001EOM! Where ! = hex '9C'

Umler TRAIN II Messaging Specifications

37.3.2 Pool Assignment Only

When a *pool data - pool assignment only* refresh request is made using the Umler website or by sending an UMLRR00 inbound refresh request, one or more pool IDs are entered or submitted.

For each equipment unit assigned to one of the specified pool IDs, the system will send an Outbound UMLRR60/UMLRR61 TRAIN II message containing an ECC (equipment characteristic change) transaction for the equipment unit. The message will include all car management-related elements:

1. Pool ID
2. Equipment Management Codes
3. Umler Transportation Codes
4. Lessee

37.3.2.1 Message Example For Inbound UMLRR00 Pool Assignment Only Refresh

37.3.2.1.1 UMLRR00

Example Inbound UMLRR00 TRAIN II message created when pool assignment exists in Umler:	
Message Header	#RRDC bbbb 0001 UMLRR00 0207301605ABCD bbbb /
Control Group Header	*CH65432120020730160100USERID bb
Data Group Header	*DH0001RPA
Detail Record	+ P001b 1234567
Data Group Summary	=DS0001SUM0001
Control Group Summary	=CS6543210001
Trailer	\$0001EOM! Where ! = hex '9C'

37.3.2.2 Message Examples For Outbound Refresh Messages

37.3.2.2.1 UMLRR60

Example Outbound UMLRR60 TRAIN II message created for equipment unit assigned to specified pool:	
Message Header	#RRDCCQXY0001 UMLRR60 0207301425ABCD bbbb /
Control Group Header	*CH65432120020730160100USERID bbbbbbbbbbbbbbbbbbbb
Data Group Header	*DH0001 ECC
Detail Record	+0001 ABCD 00000014370002 bHOPPTCURbb
Detail Record	+0001 ABCD 00000014370002 bHOPPTCGRbb
Detail Record	+0001 ABCD 00000014370002 bHOPPTCPCbC
Detail Record	+0001 ABCD 00000014370002 bHOPPTCMEbb
Detail Record	+0001 ABCD 00000014370002 bHOPPTCMRbb
Detail Record	+0001 ABCD 00000014370002 bHOPPLESEbb
Detail Record	+0001 ABCD 00000014370002 bHOPPP001b 1234567
Detail Record	+0001 ABCD 00000014370002 bHOPPTCODbC
Detail Record	+0001 ABCD 00000014370002 bHOPPTCCDbb
Data Group Summary	=DS0001SUM009
Control Group Summary	=CS6543210001
Trailer	\$0001EOM! Where ! = hex '9C'

Umler TRAIN II Messaging Specifications

37.3.2.2 UMLRR61

Example Outbound UMLRR61 TRAIN II message created for equipment unit assigned to specified pool:	
Message Header	#RRDCCQXY0001UMLRR610207301425ABCDbbbb/
Control Group Header	*CH65432120020730160100USERIDbbbbbbbbbbbbbbbbbbbb
Data Group Header	*DH0001ECC
Detail Record	+0001bABCD00000014370002bHOPPTCUR2003-02-21-08.01.51.000001bb
Detail Record	+0001bABCD00000014370002bHOPPTCGR2003-02-21-08.01.51.000001bb
Detail Record	+0001bABCD00000014370002bHOPPTCPC2003-02-21-08.01.51.000001bc
Detail Record	+0001bABCD00000014370002bHOPPTCME2003-02-21-08.01.51.000001bb
Detail Record	+0001bABCD00000014370002bHOPPTCMR2003-02-21-08.01.51.000001bb
Detail Record	+0001bABCD00000014370002bHOPPLESE2003-02-21-08.01.51.000001bb
Detail Record	+0001bABCD00000014370002bHOPPP0012003-02-21-08.01.51.000001b1234567
Detail Record	+0001bABCD00000014370002bHOPPTCOD2003-02-21-08.01.51.000001bc
Detail Record	+0001bABCD00000014370002bHOPPTCCD2003-02-21-08.01.51.000001bb
Data Group Summary	=DS0001SUM009
Control Group Summary	=CS6543210001
Trailer	\$0001EOM! Where ! = hex '9C'

37.3.3 Both (Pool Header and Pool Assignments)

When a *pool data - both* refresh request is made using the Umler website or by sending an UMLRR00 inbound refresh request, one or more pool IDs are entered or submitted.

For each pool ID specified that exists in Umler, the system will send an Outbound UMLRR60/UMLRR61 TRAIN II message containing an HA (pool header add) transaction for the pool header.

For each pool ID specified that does not exist in Umler, the system will send an Outbound UMLRR60/UMLRR61 TRAIN II message containing an HD (pool header delete) transaction for the pool header.

For each equipment unit assigned to one of the specified pool IDs, the system will send an Outbound UMLRR60/UMLRR61 TRAIN II message containing an ECC (equipment characteristic change) transaction for the equipment unit. The message will include all car management-related elements:

1. Pool ID
2. Equipment Management Codes
3. Umler Transportation Codes
4. Lessee

37.3.3.1 Message Examples for Pool Header Existing in Umler

37.3.3.1.1 UMLRR00

Example Inbound UMLRR00 TRAIN II message created when pool exists in Umler:	
Message Header	#RRDCbbbb0001UMLRR000207301605ABCDbbbb/
Control Group Header	*CH65432120020730160100USERIDbb
Data Group Header	*DH0001RPH
Detail Record	+P001b1234567
Detail Record	+P001b1234568
Data Group Summary	=DS0001SUM0002
Control Group Summary	=CS6543210001
Trailer	\$0001EOM! Where ! = hex '9C'

Umler TRAIN II Messaging Specifications

37.3.3.1.2 UMLRR60 for pool header 1234567 that exists in Umler

Example Outbound UMLRR60 TRAIN II message created when pool exists in Umler:	
Message Header	#RRDCbbb0001UMLRR600207301605ABCDbbb/
Control Group Header	*CH65432120020730160100USERIDbbABCD12345620020730160000
Data Group Header	*DH0001HAb
Detail Record	+P001b1234567P002bSTONE CONTAINER
Detail Record	+P001b1234567P003bTANEYTOWN
Detail Record	+P001b1234567P004bMD
Detail Record	+P001b1234567P005b
Detail Record	+P001b1234567P006bC
Detail Record	+P001b1234567P007b1
Detail Record	+P001b1234567P008b
Detail Record	+P001b1234567P009b
Detail Record	+P001b1234567P010b
Detail Record	+P001b1234567P011bABCD
Detail Record	+P001b1234567P012b
Detail Record	+P001b1234567P013b
Detail Record	+P001b1234567P014b
Data Group Summary	=DS0001SUM0013
Control Group Summary	=CS6543210001
Trailer	\$0001EOM! Where ! = hex '9C'

37.3.3.1.3 UMLRR61 for pool header 1234567 that exists in Umler

Example Outbound UMLRR61 TRAIN II message created when pool exists in Umler:	
Message Header	#RRDCbbb0001UMLRR610207301605ABCDbbb/
Control Group Header	*CH65432120020730160100USERIDbbABCD12345620020730160000
Data Group Header	*DH0001HAb
Detail Record	+P001b1234567P0022003-02-21-08.01.01.000005bSTONE CONTAINER
Detail Record	+P001b1234567P0032003-02-21-08.01.01.000005bTANEYTOWN
Detail Record	+P001b1234567P0042003-02-21-08.01.01.000005bMD
Detail Record	+P001b1234567P0052003-02-21-08.01.01.000005b
Detail Record	+P001b1234567P0062003-02-21-08.01.01.000005bC
Detail Record	+P001b1234567P0072003-02-21-08.01.01.000005b1
Detail Record	+P001b1234567P0082003-02-21-08.01.01.000005b
Detail Record	+P001b1234567P0092003-02-21-08.01.01.000005b
Detail Record	+P001b1234567P0102003-02-21-08.01.01.000005b
Detail Record	+P001b1234567P0112003-02-21-08.01.01.000005bABCD
Detail Record	+P001b1234567P0122003-02-21-08.01.01.000005b
Detail Record	+P001b1234567P0132003-02-21-08.01.01.000005b
Detail Record	+P001b1234567P0142003-02-21-08.01.01.000005b
Data Group Summary	=DS0001SUM0013
Control Group Summary	=CS6543210001
Trailer	\$0001EOM! Where ! = hex '9C'

Umler TRAIN II Messaging Specifications

37.3.3.2 Message Examples for Pool Header Not Existing in Umler

37.3.3.2.1 UMLRR60 for pool header 1234568 that does not exist in Umler

Example Outbound UMLRR60 TRAIN II message created when pool does not exist in Umler:	
Message Header	#RRDC bbbb 0001 UMLRR60 0207301605ABCD bbbb /
Control Group Header	*CH65432120020730160100USERID bb ABCD12345620020730160000
Data Group Header	*DH0001 HDb P001 b 1234568
Data Group Summary	=DS0001SUM0000
Control Group Summary	=CS6543210001
Trailer	\$0001EOM! Where ! = hex '9C'

37.3.3.2.2 UMLRR61 for pool header 1234568 that does not exist in Umler

Example Outbound UMLRR61 TRAIN II message created when pool does not exist in Umler:	
Message Header	#RRDC bbbb 0001 UMLRR61 0207301605ABCD bbbb /
Control Group Header	*CH65432120020730160100USERID bb ABCD12345620020730160000
Data Group Header	*DH0001 HDb P001 b 12345682003-02-21-08.01.01.000015
Data Group Summary	=DS0001SUM0000
Control Group Summary	=CS6543210001
Trailer	\$0001EOM! Where ! = hex '9C'

37.3.3.3 Message Examples for Pool Assignment Existing in Umler

37.3.3.3.1 UMLRR00

Example Inbound UMLRC00 TRAIN II message created when pool exists in Umler:	
Message Header	#RRDC bbbb 0001 UMLRR00 0207301605ABCD bbbb /
Control Group Header	*CH65432120020730160100USERID bb
Data Group Header	*DH0001RPH
Detail Record	+ P001b 1234567
Data Group Summary	=DS0001SUM0001
Control Group Summary	=CS6543210001
Trailer	\$0001EOM! Where ! = hex '9C'

Umler TRAIN II Messaging Specifications

37.3.3.3.2 UMLRR60

Example Outbound UMLRR60 TRAIN II message created for equipment unit assigned to specified pool:	
Message Header	#RRDCCQXY0001UMLRR600207301425ABCDbbbb/
Control Group Header	*CH65432120020730160100USERIDbbbbbbbbbbbbbbbbbbbb
Data Group Header	*DH0001ECC
Detail Record	+0001bABCD00000014370002bHOPPTCURbb
Detail Record	+0001bABCD00000014370002bHOPPTCGRbb
Detail Record	+0001bABCD00000014370002bHOPPTCPCbC
Detail Record	+0001bABCD00000014370002bHOPPTCMEbb
Detail Record	+0001bABCD00000014370002bHOPPTCMRbb
Detail Record	+0001bABCD00000014370002bHOPPLESEbb
Detail Record	+0001bABCD00000014370002bHOPPP001b1234567
Detail Record	+0001bABCD00000014370002bHOPPTCODbC
Detail Record	+0001bABCD00000014370002bHOPPTCCDbb
Data Group Summary	=DS0001SUM009
Control Group Summary	=CS6543210001
Trailer	\$0001EOM! Where ! = hex '9C'

37.3.3.3.3 UMLRR61

Example Outbound UMLRR61 TRAIN II message created for equipment unit assigned to specified pool:	
Message Header	#RRDCCQXY0001UMLRR610207301425ABCDbbbb/
Control Group Header	*CH65432120020730160100USERIDbbbbbbbbbbbbbbbbbbbb
Data Group Header	*DH0001ECC
Detail Record	+0001bABCD00000014370002bHOPPTCUR2003-02-21-08.01.51.000001bb
Detail Record	+0001bABCD00000014370002bHOPPTCGR2003-02-21-08.01.51.000001bb
Detail Record	+0001bABCD00000014370002bHOPPTCPC2003-02-21-08.01.51.000001bC
Detail Record	+0001bABCD00000014370002bHOPPTCME2003-02-21-08.01.51.000001bb
Detail Record	+0001bABCD00000014370002bHOPPTCMR2003-02-21-08.01.51.000001bb
Detail Record	+0001bABCD00000014370002bHOPPLESE2003-02-21-08.01.51.000001bb
Detail Record	+0001bABCD00000014370002bHOPPP0012003-02-21-08.01.51.000001b1234567
Detail Record	+0001bABCD00000014370002bHOPPTCOD2003-02-21-08.01.51.000001bC
Detail Record	+0001bABCD00000014370002bHOPPTCCD2003-02-21-08.01.51.000001bb
Data Group Summary	=DS0001SUM009
Control Group Summary	=CS6543210001
Trailer	\$0001EOM! Where ! = hex '9C'

37.4 Date/Time Range Refresh

When a *date/time range* refresh request is made using the Umler website or by sending an UMLRR00 inbound refresh request, the user specifies a starting date/time and an ending date/time in the refresh request.

For all pool headers added, changed, or deleted during the specified date/time range, the system will send messages as follows:

1. If the pool header exists in Umler, the system will send an Outbound UMLRR60/UMLRR61 TRAIN II message containing an HA (pool header add) transaction representing the current state of the pool header.
2. If the pool header does not exist in Umler, the system will send an Outbound UMLRR60/UMLRR61 TRAIN II message containing an HD (pool header delete) transaction for the pool header.

For all equipment units added, changed, deleted, or for which inspections were reported, the system will send messages as follows:

1. If the equipment unit exists in Umler, the system will send an Outbound UMLRR60/UMLRR61 TRAIN II message containing an ECD (equipment delete) immediately followed by an ECA (equipment add) transaction followed by each inspection transaction existing for the equipment unit and the corresponding inspection due date data.
2. If the equipment unit does not exist in Umler, the system will send an Outbound UMLRR60/UMLRR61 TRAIN II message containing an ECD (equipment characteristic delete) transaction for the equipment unit.

Umler TRAIN II Messaging Specifications

The following illustrates the format of an inbound UMLRR00 elemental reporting detail record on equipment add/change transactions.

+2009-02-21-08.01.51.0000012009-02-21-10.01.51.000001

Minimum length of UMLRR00 elemental reporting detail segment = 53

Maximum length of UMLRR00 elemental reporting detail segment = 53

Value	Description
+	The delimiter to start a detail record
2009-02-21-08.01.51.000001	The starting DB2 format date/timestamp of refresh request
2009-02-21-10.01.51.000001	The ending DB2 format date/timestamp of refresh request

37.4.1 Message Examples for Date/Timestamp for all pool headers added, changed, or deleted during the specified date/time range, the system will send messages as follows

37.4.1.1 UMLRR00

Example Inbound UMLRR00 TRAIN II message created when pool exists in Umler:	
Message Header	#RRDC bbbb 0001UMLRR000207301605ABCD bbbb /
Control Group Header	*CH65432120020730160100USERID bb
Data Group Header	*DH0001RTM
Detail Record	+2009-02-21-08.01.51.0000012009-02-21-10.01.51.000001
Data Group Summary	=DS0001SUM0001
Control Group Summary	=CS6543210001
Trailer	\$0001EOM! Where ! = hex '9C'

37.4.1.2 Message Examples for Pool Header Existing in Umler

37.4.1.2.1 UMLRR60 for pool header 1234567 that exists in Umler

Example Outbound UMLRR60 TRAIN II message created when pool exists in Umler:	
Message Header	#RRDC bbbb 0001UMLRR600207301605ABCD bbbb /
Control Group Header	*CH65432120020730160100USERID bb ABCD12345620020730160000
Data Group Header	*DH0001 HAb
Detail Record	+ P001b 1234567P002 b STONE CONTAINER
Detail Record	+ P001b 1234567P003 b TANEYTOWN
Detail Record	+ P001b 1234567P004 b MD
Detail Record	+ P001b 1234567P005 b
Detail Record	+ P001b 1234567P006 b C
Detail Record	+ P001b 1234567P007 b 1
Detail Record	+ P001b 1234567P008 b
Detail Record	+ P001b 1234567P009 b
Detail Record	+ P001b 1234567P010 b
Detail Record	+ P001b 1234567P011 b ABCD
Detail Record	+ P001b 1234567P012 b
Detail Record	+ P001b 1234567P013 b
Detail Record	+ P001b 1234567P014 b
Data Group Summary	=DS0001SUM0013
Control Group Summary	=CS6543210001
Trailer	\$0001EOM! Where ! = hex '9C'

Umler TRAIN II Messaging Specifications

37.4.1.2.2 UMLRR61 for pool header 1234567 that exists in Umler

Example Outbound UMLRR61 TRAIN II message created when pool exists in Umler:	
Message Header	#RRDC bbb 0001 UMLRR61 0207301605ABCD bbb /
Control Group Header	*CH65432120020730160100USERID bb ABCD12345620020730160000
Data Group Header	*DH0001 HAb
Detail Record	+ P001b 1234567P0022003-02-21-08.01.01.000005 b STONE CONTAINER
Detail Record	+ P001b 1234567P0032003-02-21-08.01.01.000005 b TANEYTOWN
Detail Record	+ P001b 1234567P0042003-02-21-08.01.01.000005 b MD
Detail Record	+ P001b 1234567P0052003-02-21-08.01.01.000005 b
Detail Record	+ P001b 1234567P0062003-02-21-08.01.01.000005 b C
Detail Record	+ P001b 1234567P0072003-02-21-08.01.01.000005 b 1
Detail Record	+ P001b 1234567P0082003-02-21-08.01.01.000005 b
Detail Record	+ P001b 1234567P0092003-02-21-08.01.01.000005 b
Detail Record	+ P001b 1234567P0102003-02-21-08.01.01.000005 b
Detail Record	+ P001b 1234567P0112003-02-21-08.01.01.000005 b ABCD
Detail Record	+ P001b 1234567P0122003-02-21-08.01.01.000005 b
Detail Record	+ P001b 1234567P0132003-02-21-08.01.01.000005 b
Detail Record	+ P001b 1234567P0142003-02-21-08.01.01.000005 b
Data Group Summary	=DS0001SUM0013
Control Group Summary	=CS6543210001
Trailer	\$0001EOM! Where ! = hex '9C'

Umler TRAIN II Messaging Specifications

37.4.1.3 Message Examples for Pool Header Not Existing in Umler

37.4.1.3.1 UMLRR60 for pool header 1234568 that does not exist in Umler

Example Outbound UMLRR60 TRAIN II message created when pool does not exist in Umler:	
Message Header	#RRDC bbbb 0001 UMLRR60 0207301605ABCD bbbb /
Control Group Header	*CH65432120020730160100USERID bb ABCD12345620020730160000
Data Group Header	*DH0001 HD P001 b 1234568
Data Group Summary	=DS0001SUM0000
Control Group Summary	=CS6543210001
Trailer	\$0001EOM! Where ! = hex '9C'

37.4.1.3.2 UMLRR61 for pool header 1234568 that does not exist in Umler

Example Outbound UMLRR61 TRAIN II message created when pool does not exist in Umler:	
Message Header	#RRDC bbbb 0001 UMLRR61 0207301605ABCD bbbb /
Control Group Header	*CH65432120020730160100USERID bb ABCD12345620020730160000
Data Group Header	*DH0001 HD P001 b 12345682003-02-21-08.01.01.000015
Data Group Summary	=DS0001SUM0000
Control Group Summary	=CS6543210001
Trailer	\$0001EOM! Where ! = hex '9C'

37.4.1.4 Message Examples for Pool Assignment Existing in Umler

37.4.1.4.1 UMLRR60

Example Outbound UMLRR60 TRAIN II message created for equipment unit assigned to specified pool:	
Message Header	#RRDCCQXY0001 UMLRR60 0207301425ABCD bbbb /
Control Group Header	*CH65432120020730160100USERID bbbbbbbbbbbbbbbbbbbbbbbb
Data Group Header	*DH0001 ECC
Detail Record	+0001 b ABCD00000014370002 b HOPPTCUR bb
Detail Record	+0001 b ABCD00000014370002 b HOPPTCGR bb
Detail Record	+0001 b ABCD00000014370002 b HOPPTCPC bc
Detail Record	+0001 b ABCD00000014370002 b HOPPTCME bb
Detail Record	+0001 b ABCD00000014370002 b HOPPTCMR bb
Detail Record	+0001 b ABCD00000014370002 b HOPPLESE bb
Detail Record	+0001 b ABCD00000014370002 b HOPPP001 b 1234567
Detail Record	+0001 b ABCD00000014370002 b HOPPTCOD bc
Detail Record	+0001 b ABCD00000014370002 b HOPPTCCD bb
Data Group Summary	=DS0001SUM009
Control Group Summary	=CS6543210001
Trailer	\$0001EOM! Where ! = hex '9C'

37.4.1.4.2 UMLRR61

Example Outbound UMLRR61 TRAIN II message created for equipment unit assigned to specified pool:	
Message Header	#RRDCCQXY0001 UMLRR61 0207301425ABCD bbbb /
Control Group Header	*CH65432120020730160100USERID bbbbbbbbbbbbbbbbbbbbbbbb
Data Group Header	*DH0001 ECC
Detail Record	+0001 b ABCD00000014370002 b HOPPTCUR2003-02-21-08.01.51.000001 bb
Detail Record	+0001 b ABCD00000014370002 b HOPPTCGR2003-02-21-08.01.51.000001 bb
Detail Record	+0001 b ABCD00000014370002 b HOPPTCPC2003-02-21-08.01.51.000001 bc
Detail Record	+0001 b ABCD00000014370002 b HOPPTCME2003-02-21-08.01.51.000001 bb
Detail Record	+0001 b ABCD00000014370002 b HOPPTCMR2003-02-21-08.01.51.000001 bb

Umler TRAIN II Messaging Specifications

Detail Record	+0001bABCD00000014370002bHOPPLESE2003-02-21-08.01.51.000001bb
Detail Record	+0001bABCD00000014370002bHOPPP0012003-02-21-08.01.51.000001b1234567
Detail Record	+0001bABCD00000014370002bHOPPTCOD2003-02-21-08.01.51.000001bc
Detail Record	+0001bABCD00000014370002bHOPPTCCD2003-02-21-08.01.51.000001bb
Data Group Summary	=DS0001SUM009
Control Group Summary	=CS6543210001
Trailer	\$0001EOM! Where ! = hex '9C'

37.4.2 Message Examples for Date/Timestamp refresh for all equipment units added, changed, deleted, or for which inspections were reported

37.4.2.1.1 UMLRR00

Example Inbound UMLRR00 TRAIN II message created for date/timestamp:	
Message Header	#RRDCbbb0001UMLRR000207301605ABCDbbb/
Control Group Header	*CH65432120020730160100USERIDbb
Data Group Header	*DH0001RTM
Detail Record	+2009-02-21-08.01.51.0000012009-02-21-10.01.51.000001
Data Group Summary	=DS0001SUM0001
Control Group Summary	=CS6543210001
Trailer	\$0001EOM! Where ! = hex '9C'

Umler TRAIN II Messaging Specifications

37.4.2.2 UMLRR60 response for equipment ID ABCD0000001437

Example Outbound UMLRR60 TRAIN II message created when equipment exists in Umler:	
Message Header	#RRDCCQXY0001 UMLRR60 0207301425ABCD bbbb /
Control Group Header	*CH65432120020730160100USERID bbbbbbbbbbbbbbbbbbbbbbbbbbbbbb
Data Group Header	*DH0001 ECD
Detail Record	+0001 ABCD00000014370002b
Data Group Summary	=DS0001SUM0001
Data Group Header	*DH0002 ECA
Detail Record	+0001 ABCD00000014370002bHOPPTCURbb
Detail Record	+0001 ABCD00000014370002bHOPPTCGRbb
Detail Record	+0001 ABCD00000014370002bHOPPTCPCbb
Detail Record	+0001 ABCD00000014370002bHOPPTCMEbb
Detail Record	+0001 ABCD00000014370002bHOPPTCMRbb
Detail Record	+0001 ABCD00000014370002bHOPPLESEbb
Detail Record	+0001 ABCD00000014370002bHOPPMNPTbABCD
Detail Record	+0001 ABCD00000014370002bHOPPUMETbB414
Detail Record	+0001 ABCD00000014370002bHOPPUMDbXM
Detail Record	+0001 ABCD00000014370002bHOPPP001b0000000
Detail Record	+0001 ABCD00000014370002bHOPPTCODbb
Detail Record	+0001 ABCD00000014370002bHOPPTCCDbb
Data Group Summary	=DS0002SUM0012
Data Group Header	*DH0003 CGI
Detail Record	+0001 ABCD00000014370002bHOPPCG01bA
Detail Record	+0001 ABCD00000014370002bHOPPCG02b20050201
Detail Record	+0001 ABCD00000014370002bHOPPCG03b0900
Detail Record	+0001 ABCD00000014370002bHOPPCG04b111111000
Detail Record	+0001 ABCD00000014370002bHOPPCG05bWXYZ
Data Group Summary	=DS0003SUM0005
Data Group Header	*DH0004 ABT
Detail Record	+0001 ABCD00000014370002bHOPPREPTbABCD
Detail Record	+0001 ABCD00000014370002bHOPPPERFbABCD
Detail Record	+0001 ABCD00000014370002bHOPPDTDNb20041030
Detail Record	+0001 ABCD00000014370002bHOPPSPLCb115341000
Data Group Summary	=DS0004SUM0004
Data Group Header	*DH0005 ABP
Detail Record	+0001 ABCD00000014370002bHOPPREPTbABCD
Detail Record	+0001 ABCD00000014370002bHOPPPERFbABCD
Detail Record	+0001 ABCD00000014370002bHOPPDTDNb20021030
Detail Record	+0001 ABCD00000014370002bHOPPSPLCb111111000
Data Group Summary	=DS0005SUM0004
Data Group Header	*DH0006 ECC
Detail Record	+ 0001 ABCD00000014370002b BOXCDU58 b 20071030
Detail Record	+ 0001 ABCD00000014370002b BOXCDU13 b 20051030
Data Group Summary	=DS0006SUM0002
Control Group Summary	=CS6543210006
Trailer	\$0001EOM! Where ! = hex '9C'

Umler TRAIN II Messaging Specifications

37.4.2.3 UMLRR61 response for equipment ID ABCD0000001437

Example Outbound UMLRR61 TRAIN II message created when equipment exists in Umler:	
Message Header	#RRDCCQXY0001 UMLRR61 0207301425ABCD bbb /
Control Group Header	*CH65432120020730160100USERID bbbbbbbbbbbbbbbbbbbbbbbb
Data Group Header	*DH0001 ECD
Detail Record	+0001 ABCD00000014370002b 2003-02-21-08.01.01.000011
Data Group Summary	=DS0001SUM0001
Data Group Header	*DH0002 ECA
Detail Record	+0001 ABCD00000014370002b HOPPTCUR2003-02-21-08.01.01.000011 bb
Detail Record	+0001 ABCD00000014370002b HOPPTCGR2003-02-21-08.01.01.000011 bb
Detail Record	+0001 ABCD00000014370002b HOPPTCPC2003-02-21-08.01.01.000011 bb
Detail Record	+0001 ABCD00000014370002b HOPPTCME2003-02-21-08.01.01.000011 bb
Detail Record	+0001 ABCD00000014370002b HOPPTCMR2003-02-21-08.01.01.000011 bb
Detail Record	+0001 ABCD00000014370002b HOPPLESE2003-02-21-08.01.01.000011 bb
Detail Record	+0001 ABCD00000014370002b HOPPMNPT2003-02-21-08.01.01.000011 ABCD
Detail Record	+0001 ABCD00000014370002b HOPPUMET2003-02-21-08.01.01.000011 B414
Detail Record	+0001 ABCD00000014370002b HOPPUMMD2003-02-21-08.01.01.000011 XXM
Detail Record	+0001 ABCD00000014370002b HOPPP0012003-02-21-08.01.01.000011 0000000
Detail Record	+0001 ABCD00000014370002b HOPPTCOD2003-02-21-08.01.01.000011 bb
Detail Record	+0001 ABCD00000014370002b HOPPTCCD2003-02-21-08.01.01.000011 bb
Data Group Summary	=DS0002SUM0012
Data Group Header	*DH0003 CGI
Detail Record	+0001 ABCD00000014370002b HOPPCG012003-02-21-08.01.01.000011 A
Detail Record	+0001 ABCD00000014370002b HOPPCG022003-02-21-08.01.01.000011 20050201
Detail Record	+0001 ABCD00000014370002b HOPPCG032003-02-21-08.01.01.000011 0900
Detail Record	+0001 ABCD00000014370002b HOPPCG042003-02-21-08.01.01.000011 111111000
Detail Record	+0001 ABCD00000014370002b HOPPCG052003-02-21-08.01.01.000011 WXVYZ
Data Group Summary	=DS0003SUM0005
Data Group Header	*DH0004 ABT
Detail Record	+0001 ABCD00000014370002b HOPPREPT2003-02-21-08.01.01.000011 ABCD
Detail Record	+0001 ABCD00000014370002b HOPPPERF2003-02-21-08.01.01.000011 ABCD
Detail Record	+0001 ABCD00000014370002b HOPPDTDN2003-02-21-08.01.01.000011 20041030
Detail Record	+0001 ABCD00000014370002b HOPPSPLC2003-02-21-08.01.01.000011 115341000
Data Group Summary	=DS0004SUM0004
Data Group Header	*DH0005 ABP
Detail Record	+0001 ABCD00000014370002b HOPPREPT2003-02-21-08.01.01.000011 ABCD
Detail Record	+0001 ABCD00000014370002b HOPPPERF2003-02-21-08.01.01.000011 ABCD
Detail Record	+0001 ABCD00000014370002b HOPPDTDN2003-02-21-08.01.01.000011 20021030
Detail Record	+0001 ABCD00000014370002b HOPPSPLC2003-02-21-08.01.01.000011 111111000
Data Group Summary	=DS0005SUM0004
Data Group Header	*DH0006 ECC
Detail Record	+ 0001 ABCD00000014370002b BOXCDU582003-02-21-08.01.01.000011 20071030
Detail Record	+ 0001 ABCD00000014370002b BOXCDU132003-02-21-08.01.01.000011 20051030
Data Group Summary	=DS0006SUM0002
Control Group Summary	=CS6543210006
Trailer	\$0001EOM! Where ! = hex '9C'

37.4.3 Message Examples for Equipment Not Existing in Umler

37.4.3.1 UMLRR60 response for equipment ID ABCD0000001439

Outbound UMLRR60 TRAIN II message created when equipment does not exist in Umler:	
Message Header	#RRDCCQXY0001UMLRR60207301425ABCDbbbb/
Control Group Header	*CH65432120020730160100USERIDbbbbbbbbbbbbbbbbbbbb
Data Group Header	*DH0001ECD
Detail Record	+0001bABCD00000014390002b
Data Group Summary	=DS0001SUM0001
Control Group Summary	=CS6543210001
Trailer	\$0001EOM! Where ! = hex '9C'

37.4.3.2 UMLRR61 response for equipment ID ABCD0000001439

Outbound UMLRR61 TRAIN II message created when equipment does not exist in Umler:	
Message Header	#RRDCCQXY0001UMLRR610207301425ABCDbbbb/
Control Group Header	*CH65432120020730160100USERIDbbbbbbbbbbbbbbbbbbbb
Data Group Header	*DH0001ECD
Detail Record	+0001bABCD00000014390002b 2003-02-21-08.01.01.000011
Data Group Summary	=DS0001SUM0001
Control Group Summary	=CS6543210001
Trailer	\$0001EOM! Where ! = hex '9C'

Appendix A - Message Header – Inbound/Outbound

FIELD NAME	FIELD DESCRIPTION	FIELD FORMAT/LENGTH	REQUIRED /OPTIONAL
REC-START	Always a pound sign (#). Identifies start of a message header.	Alphanumeric – 1 character	R
ORIGIN-ROAD-NETWORK-ID	The network ID of the originator of the message.	Alphanumeric – 4 characters	R
ORIGIN-SUB-ADDRESS	Office within the railroad originating the message. This field may be blank.	Alphanumeric – 4 characters	R
MESSAGE-NUMBER	Ranges sequentially from 0001 to 9999. Identifies the message for purposes of reference and control. Discontinuity or duplication in the number alerts the addressee to possible loss or repetition of messages.	Numeric – 4 digits	R
MESSAGE-ID	The message type and the processing system required at the destination station to process data in this message.	Alphanumeric – 7 characters	R
DATE-PREPARED	Year, month, and day of message preparation or transmission depending on the procedure used in the individual railroad telecommunications system.	Numeric – 6 digits FORMAT = YYMMDD	R
TIME-PREPARED	Hour and minute of message preparation or transmission depending on the procedure used in the individual railroad telecommunications system.	Numeric – 4 digits FORMAT = HHMM	R
DEST-ROAD-NETWORK-ID	The network ID of the destination station. For messages sent to RAILINC, the Road Mark will be RRDC.	Alphanumeric – 4 characters	R
DEST-SUB-ADDRESS	The office within the destination station. This field may be blank.	Alphanumeric – 4 characters	R
END-CHARACTER	Always a slash (/). Indicates the end of a message header.	Alphanumeric – 1 character	R

Appendix B - Control Group Header – Inbound

FIELD NAME	FIELD DESCRIPTION	FIELD FORMAT/LENGTH	REQUIRED/OPTIONAL
REC-START	Always *CH. Identifies start of a control group header record.	Alphanumeric – 3 characters	R
CONTROL-GROUP-SEQUENCE-NUMBER	Ranges sequentially from 000001 to 999999. Identifies the Group Level record within a message for reference and control purposes. Discontinuity or duplication in the number alerts the addressee to possible loss or repetition of data. On Inbound messages this number is assigned by the submitter. On Outbound messages RAILINC will assign the next sequential number for the destination.	Numeric – 6 digits	R
DATE-PREPARED	Century, Year, month, and day of message preparation or transmission depending on the procedure used in the individual railroad telecommunications system.	Numeric – 8 digits FORMAT =CCYYMMDD	R
TIME-PREPARED	Hour and minute of message preparation or transmission depending on the procedure used in the individual railroad telecommunications system.	Numeric – 6 digits FORMAT = HHMMSS	R
USERID	The User Identification assigned for messaging customers.	Alphanumeric – 8 characters	R

Appendix C - Control Group Header – Outbound

FIELD NAME	FIELD DESCRIPTION	FIELD FORMAT/LENGTH	REQUIRED/OPTIONAL
REC-START	Always *CH. Identifies start of a control group header record.	Alphanumeric – 3 characters	R
OUTBOUND-CONTROL-GROUP-SEQUENCE-NUMBER	Ranges sequentially from 000001 to 999999. Identifies the Group Level record within a message for reference and control purposes. Discontinuity or duplication in the number alerts the addressee to possible loss or repetition of data. On Inbound messages this number is assigned by the submitter. On Outbound messages RAILINC will assign the next sequential number for the destination.	Numeric – 6 digits	R
OUTBOUND-DATE-PREPARED	Century, Year, month, and day of message preparation or transmission depending on the procedure used in the individual railroad telecommunications system.	Numeric – 8 digits FORMAT =CCYYMMDD	R
OUTBOUND-TIME-PREPARED	Hour and minute of message preparation or transmission depending on the procedure used in the individual railroad telecommunications system.	Numeric – 6 digits FORMAT = HHMMSS	R
INBOUND-USERID	The User Identification assigned for messaging customers. This field will contain the USERID that caused the Outbound Umler TRAIN II message to be created for Outbound Umler TRAIN II messages being sent to the MARK associated with the USERID that caused the Outbound Umler TRAIN II message to be created. This field will contain the MARK associated with the USERID that caused the Outbound Umler TRAIN II to be created when being sent to a MARK that is not associated with the USERID.	Alphanumeric – 8 characters	R
INBOUND-NETWORK-ID	The network ID that sent the original Inbound Umler TRAIN II message.	Alphanumeric – 4 characters	O
INBOUND-CONTROL-GROUP-SEQUENCE-NUMBER	Ranges sequentially from 000001 to 999999. This field will contain the original control number sent on an Inbound Umler TRAIN II message to the original message sender. Outbound messages sent to other than the Inbound message sender will contain spaces. Spaces will also be sent in this field Outbound Messages created by other than Umler TRAIN II Inbound messages (for example the Umler web interface).	Numeric – 6 digits	O

Umler TRAIN II Messaging Specifications

<p>INBOUND- DATE- PREPARED</p>	<p>Century, Year, month, and day that was sent on the original Inbound Umler TRAIN II message. This field will only be populated on the outbound message sent to the original Inbound message sender. This field will contain spaces on messages sent to other than the sender. This field will contain spaces on Outbound Messages created by other than Umler TRAIN II Inbound messages (for example the Umler web interface).</p>	<p>Numeric – 8 digits FORMAT =CCYYMMDD</p>	<p>R</p>
<p>INBOUND- TIME- PREPARED</p>	<p>Hour and minute that was sent on the original Inbound Umler TRAIN II message. This field will only be populated on the outbound message sent to the original Inbound message sender. This field will contain spaces on messages sent to other than the sender. This field will contain spaces on Outbound Messages created by other than Umler TRAIN II Inbound messages (for example the Umler web interface).</p>	<p>Numeric – 6 digits FORMAT = HHMMSS</p>	<p>R</p>

Appendix D - Data Group Header – Inbound

The following is the layout for inbound data group header for all transaction types except Pool Header Delete (HD). The Pool Header Delete (HD) format is shown on next page.

FIELD NAME	FIELD DESCRIPTION	FIELD FORMAT/LENGTH	REQUIRED/OPTIONAL
REC-START	Always *DH. Identifies start of a data group header record.	Alphanumeric – 3 characters	R
DATA-GROUP-SEQUENCE-NUMBER	Ranges sequentially from 0001 to 9999. Identifies the Group Level record within a message for reference and control purposes. Discontinuity or duplication in the number alerts the addressee to possible loss or repetition of data.	Numeric – 4 digits	R
TRANSACTION TYPE	The type of transaction.	Alphanumeric – 3 characters	R

Umler TRAIN II Messaging Specifications

The following is the layout for inbound data group header for pool header delete (HD). Note that there are three additional fields on pool header delete to identify the pool being deleted.

FIELD NAME	FIELD DESCRIPTION	FIELD FORMAT/LENGTH	REQUIRED/OPTIONAL
REC-START	Always *DH. Identifies start of a data group header record.	Alphanumeric – 3 characters	R
DATA-GROUP-SEQUENCE-NUMBER	Ranges sequentially from 0001 to 9999. Identifies the Group Level record within a message for reference and control purposes. Discontinuity or duplication in the number alerts the addressee to possible loss or repetition of data.	Numeric – 4 digits	R
TRANSACTION TYPE	The type of transaction.	Alphanumeric – 3 characters	R
ELEMENT-ID	The Element Identifier for the data being updated. This field is used to assign the same value to multiple units, which will be listed in the detail record. This field will only be present on Pool Header Delete transactions. For all other transactions this field will not exist.	Alphanumeric – 4 characters	R
ACTION-TYPE	Action type associated with an ELEMENT_ID that can have multiple occurrences. For Phase I and II this field will always be blank if transmitted. This field will only be present on Pool Header Delete transactions. For all other transactions this field will not exist.	Alphanumeric – 1 character	R
ELEMENT-VALUE	The value to be assigned to the Element Identifier for multiple units defined in the detail record. This field will only be present on Pool Header Delete transactions. For all other transactions this field will not exist.	Alphanumeric – 7 characters	R

Appendix E - Data Group Header – Outbound UMLRC60/UMLRR60

The following is the layout for outbound data group header for all transaction types except Pool Header Delete (HD). The Pool Header Delete (HD) format is shown on next page.

FIELD NAME	FIELD DESCRIPTION	FIELD FORMAT/LENGTH	REQUIRED/OPTIONAL
REC-START	Always *DH. Identifies start of a data group header record.	Alphanumeric – 3 characters	R
DATA-GROUP-SEQUENCE-NUMBER	Ranges sequentially from 0001 to 9999. Identifies the Group Level record within a message for reference and control purposes. Discontinuity or duplication in the number alerts the addressee to possible loss or repetition of data.	Numeric – 4 digits	R
TRANSACTION TYPE	The type of transaction.	Alphanumeric – 3 characters	R

Umler TRAIN II Messaging Specifications

The following is the layout for outbound data group header for pool header delete (HD). Note that there are three additional fields on pool header delete to identify the pool being deleted.

FIELD NAME	FIELD DESCRIPTION	FIELD FORMAT/LENGTH	REQUIRED/OPTIONAL
REC-START	Always *DH. Identifies start of a data group header record.	Alphanumeric – 3 characters	R
DATA-GROUP-SEQUENCE-NUMBER	Ranges sequentially from 0001 to 9999. Identifies the Group Level record within a message for reference and control purposes. Discontinuity or duplication in the number alerts the addressee to possible loss or repetition of data.	Numeric – 4 digits	R
TRANSACTION TYPE	The type of transaction.	Alphanumeric – 3 characters	R
ELEMENT-ID	The Element Identifier for the data being updated. This field is used to assign the same value to multiple units, which will be listed in the detail record. This field will only be present on Pool Header and Car Grade Inspection transactions. For all other transactions this field will not exist.	Alphanumeric – 4 characters	O
ACTION-TYPE	Action type associated with an ELEMENT_ID that can have multiple occurrences. For Phase I and II this field will always be blank if transmitted.	Alphanumeric – 1 character	O
ELEMENT-VALUE	The value to be assigned to the Element Identifier for multiple units defined in the detail record. This field will only be present on Pool Header and Car Grade Inspection transactions. For all other transactions this field will not exist.	Alphanumeric – Variable	O

Appendix F - Data Group Header – Outbound UMLRC61/UMLRR61

FIELD NAME	FIELD DESCRIPTION	FIELD FORMAT/LENGTH	REQUIRED/OPTIONAL
REC-START	Always *DH. Identifies start of a data group header record.	Alphanumeric – 3 characters	R
DATA-GROUP-SEQUENCE-NUMBER	Ranges sequentially from 0001 to 9999. Identifies the Group Level record within a message for reference and control purposes. Discontinuity or duplication in the number alerts the addressee to possible loss or repetition of data.	Numeric – 4 digits	R
TRANSACTION TYPE	The type of transaction.	Alphanumeric – 3 characters	R
ELEMENT-ID	The Element Identifier for the data being updated. This field is used to assign the same value to multiple units, which will be listed in the detail record. This field will only be present on Pool Header delete ('HD ') and equipment delete ('ECD') transactions. For all other transactions this field will not exist.	Alphanumeric – 4 characters	O
ACTION-TYPE	Action type associated with an ELEMENT_ID that can have multiple occurrences. For Phase I and II this field will always be blank if transmitted.	Alphanumeric – 1 character	O
ELEMENT-VALUE	The value to be assigned to the Element Identifier for multiple units defined in the detail record. This field will only be present on Pool Header delete ('HD ') and equipment delete ('ECD') transactions. For all other transactions this field will not exist.	Alphanumeric – Variable	O
ELEMENT-UPDATE-TS	The date and time that the element was posted to the Umler repository. This field will only exist for Pool Header delete ('HD ') and equipment delete ('ECD') transactions. For all other transactions this field will not exist.	DB2 Timestamp - 26 characters.	O

Appendix G– UMLRC00 Inbound Detail

FIELD NAME	FIELD DESCRIPTION	FIELD FORMAT/LENGTH	REQUIRED/OPTIONAL
REC-START	Always a plus sign (+). Identifies start of a detail level record.	Alphanumeric – 1 character	R
ELEMENT-ID-1	The Element Identifier for the data being updated.	Alphanumeric – 4 characters	R
ACTION-TYPE-1	Action type associated with an ELEMENT_ID that can have multiple occurrences. This field will always be blank.	Alphanumeric – 1 character	R
ELEMENT-VALUE-1	The value to be assigned to the Element Identifier.	Alphanumeric – Variable	R
ELEMENT-ID-2	The Element Identifier for the data being updated.	Alphanumeric – 4 characters	O
ACTION-TYPE-2	Action type associated with an ELEMENT_ID that can have multiple occurrences. Blank =Report for all elements that are not associated with a component. A =Report to add a component level D =Report to delete a component level E =Report for element update for elements associated with component. Note: Values of ‘A’ and ‘E’ are only valid for ECA and ECC transactions. Value of ‘D’ is only valid for ECC transaction. All other transaction types will only send blank in this field.	Alphanumeric – 1 character	O
ELEMENT-VALUE-2	The value to be assigned to the Element Identifier.	Alphanumeric – Variable	O

Appendix H – UMLRC60/UMLRR60 Outbound Detail

The following is the layout for Outbound Detail for the following transaction types: Header Add (HA) and Header Change (HC).

FIELD NAME	FIELD DESCRIPTION	FIELD FORMAT/LENGTH	REQUIRED/OPTIONAL
REC-START	Always a plus sign (+). Identifies start of a detail level record.	Alphanumeric – 1 character	R
ELEMENT-ID	The Element Identifier for the data being updated.	Alphanumeric – 4 characters	R
ACTION-TYPE	Action type associated with an ELEMENT_ID that can have multiple occurrences. This field will always be blank.	Alphanumeric – 1 character	R
ELEMENT-VALUE	The value to be assigned to the Element Identifier.	Alphanumeric – Variable	R
ELEMENT-ID-2	The Element Identifier for the data being updated.	Alphanumeric – 4 characters	R
ACTION-TYPE-2	Action type associated with an ELEMENT_ID that can have multiple occurrences. This field will always be blank for pool header transactions.	Alphanumeric – 1 character	R
ELEMENT-VALUE-2	The value to be assigned to the Element Identifier.	Alphanumeric – Variable	R

Umler TRAIN II Messaging Specifications

The following is the layout for Outbound Detail for the Equipment Characteristic Change (ECC), Equipment Characteristic Add (ECA), and car grade inspections (CGI).

FIELD NAME	FIELD DESCRIPTION	FIELD FORMAT/LENGTH	REQUIRED/OPTIONAL
REC-START	Always a plus sign (+). Identifies start of a detail level record.	Alphanumeric – 1 character	R
ELEMENT-ID-1	The Element Identifier for the data being updated.	Alphanumeric – 4 characters	R
ACTION-TYPE-1	Action type associated with an ELEMENT_ID that can have multiple occurrences. This field will always be blank.	Alphanumeric – 1 character	R
ELEMENT-VALUE-1	The value to be assigned to the Element Identifier.	Alphanumeric – Variable	R
ELEMENT-ID-2	The Element Identifier for the equipment group.	Alphanumeric – 4 characters	R
ACTION-TYPE-2	Action type associated with an ELEMENT_ID that can have multiple occurrences. This field will always be blank.	Alphanumeric – 1 character	R
EQUIP GROUP	The equipment group of the equipment ID in the detail record.	Alphanumeric – 4 characters	R
ELEMENT-ID-3	The Element Identifier for the data being updated.	Alphanumeric – 4 characters	R
ACTION-TYPE-3	Action type associated with an ELEMENT_ID that can have multiple occurrences. Blank =Report for all elements that are not associated with a component. A =Report to add a component level D =Report to delete a component level E =Report for element update for elements associated with component. Note: Values of ‘A’ and ‘E’ are only valid for ECA and ECC transactions. Value of ‘D’ is only valid for ECC transaction. All other transaction types will only send blank in this field.	Alphanumeric – 1 character	R
ELEMENT-VALUE-3	The value to be assigned to the Element Identifier.	Alphanumeric – Variable	R

Appendix I – UMLRC61/UMLRR61 Outbound Detail

The following is the layout for Outbound Detail for the following transaction types: Header Add (HA) and Header Change (HC).

FIELD NAME	FIELD DESCRIPTION	FIELD FORMAT/LENGTH	REQUIRED/OPTIONAL
REC-START	Always a plus sign (+). Identifies start of a detail level record.	Alphanumeric – 1 character	R
ELEMENT-ID	The Element Identifier for the data being updated.	Alphanumeric – 4 characters	R
ACTION-TYPE	Action type associated with an ELEMENT_ID that can have multiple occurrences. This field will always be blank.	Alphanumeric – 1 character	R
ELEMENT-VALUE	The value to be assigned to the Element Identifier.	Alphanumeric – Variable	R
ELEMENT-ID-2	The Element Identifier for the data being updated.	Alphanumeric – 4 characters	R
ELEMENT-TIMESTAMP	The date and time that the element was posted to the Umler repository.	DB2 Timestamp - 26 characters.	R
ACTION-TYPE-2	Action type associated with an ELEMENT_ID that can have multiple occurrences. This field will always be blank for pool header transactions.	Alphanumeric – 1 character	R
ELEMENT-VALUE-2	The value to be assigned to the Element Identifier.	Alphanumeric – Variable	R

Umler TRAIN II Messaging Specifications

The following is the layout for Outbound Detail for the Equipment Characteristic Change (ECC), Equipment Characteristic Add (ECA), and Car Grade Inspection (CGI).

FIELD NAME	FIELD DESCRIPTION	FIELD FORMAT/LENGTH	REQUIRED/OPTIONAL
REC-START	Always a plus sign (+). Identifies start of a detail level record.	Alphanumeric – 1 character	R
ELEMENT-ID-1	The Element Identifier for the data being updated.	Alphanumeric – 4 characters	R
ACTION-TYPE-1	Action type associated with an ELEMENT_ID that can have multiple occurrences. For Phase I and II this field will always be blank.	Alphanumeric – 1 character	R
ELEMENT-VALUE-1	The value to be assigned to the Element Identifier.	Alphanumeric – Variable	R
ELEMENT-ID-2	The Element Identifier for the equipment group.	Alphanumeric – 4 characters	R
ACTION-TYPE-2	Action type associated with an ELEMENT_ID that can have multiple occurrences. This field will always be blank.	Alphanumeric – 1 character	R
EQUIP GROUP	The equipment group of the equipment ID in the detail record.	Alphanumeric – 4 characters	R
ELEMENT-ID-3	The Element Identifier for the data being updated.	Alphanumeric – 4 characters	R
ELEMENT-TIMESTAMP-3	The date and time that the element was posted to the Umler repository.	DB2 Timestamp - 26 characters.	R
ACTION-TYPE-3	Action type associated with an ELEMENT_ID that can have multiple occurrences. Blank =Report for all elements that are not associated with a component. A =Report to add a component level D =Report to delete a component level E =Report for element update for elements associated with component. Note: Values of 'A' and 'E' are only valid for ECA and ECC transactions. Value of 'D' is only valid for ECC transaction. All other transaction types will only send blank in this field.	Alphanumeric – 1 character	R
ELEMENT-VALUE-3	The value to be assigned to the Element Identifier.	Alphanumeric – Variable	R

Appendix J – UMLRC50 Outbound Detail

FIELD NAME	FIELD DESCRIPTION	FIELD FORMAT/LENGTH	REQUIRED/OPTIONAL
REC-START	Always a plus sign (+). Identifies start of a detail level record.	Alphanumeric – 1 character	R
MESSAGE-STATUS	The status of the message as processed at central site. The valid values for this field are: ‘E’ = Envelope error; message not processed. ‘W’ = Envelope warning; message processed.	Alphanumeric – 1 character	R
ERROR-CODE	Identifies reason for error of the transaction. Refer to Appendix T for a list of these error codes.	Alphanumeric – 4 characters	R
CONTROL NUMBER EXPECTED	If the control number sent on the INBOUND UMLRC00 message was out of sync then this field communicates the next control number that RAILINC was expecting to receive. If there is no control number issue then this field will have a value of zeros.	Numeric – 6 digits	R

Appendix K – UMLRC71 Outbound Detail

FIELD NAME	FIELD DESCRIPTION	FIELD FORMAT/LENGTH	REQUIRED/OPTIONAL
REC-START	Always a plus sign (+). Identifies start of a detail level record.	Alphanumeric – 1 character	R
SUMMARY-COUNT-IDENTIFIER	Identifies the count provided on the detail record. Valid values are: 'INBOUNDCOUNT', 'PROCESSCOUNT', 'ERROREDCOUNT'	Alphanumeric – 7 characters	R
SUMMARY-COUNT	The count that relates to the SUMMARY-COUNT-IDENTIFIER.	Numeric – 6 digits	R

Appendix L – Data Group Summary Record – Inbound/Outbound

FIELD NAME	FIELD DESCRIPTION	FIELD FORMAT/LENGTH	REQUIRED/OPTIONAL
REC-START	Always =DS. Identifies start of a control group summary record.	Alphanumeric – 3 character	R
DATA-GROUP-SEQUENCE-NUMBER	Corresponds to the GROUP-SEQUENCE-NUMBER of the data group level record preceding the detail level records in the message.	Numeric – 4 digits	R
TEXT	Always equal to “SUM”.	Alphanumeric – 3 characters	R
DETAIL-COUNT	Identifies the total number of detail records within the group.	Numeric – 4 digits	R

Appendix M – Control Group Summary Record – Inbound/Outbound

FIELD NAME	FIELD DESCRIPTION	FIELD FORMAT/LENGTH	REQUIRED/OPTIONAL
REC-START	Always an equal sign (=CS). Identifies start of a Summary record.	Alphanumeric – 3 character	R
CONTROL-GROUP-SEQUENCE-NUMBER	Corresponds to the GROUP-SEQUENCE-NUMBER of the group level record preceding the detail level records in the message.	Numeric – 6 digits	R
DATA-GROUP-COUNT	Identifies the total number of data group levels within the message.	Numeric – 4 digits	R

Appendix N – Message Trailer – Inbound/Outbound

FIELD NAME	FIELD DESCRIPTION	FIELD FORMAT/LENGTH	REQUIRED/OPTIONAL
REC-START	Always a dollar sign (\$). Identifies start of a message trailer.	Alphanumeric – 1 character	R
CONTROL-GROUP-COUNT	Total number of control group level records within the message for detection of possible data loss. Always equal to “0001”.	Numeric – 4 digits	R
TEXT	Always equal to “EOM”.	Alphanumeric – 3 characters	R
END-CHARACTER	Always hex 9C. Indicated the end of a message trailer.	Alphanumeric – 1 character	R

Appendix O - Data Group Header – Outbound UMLRE70

FIELD NAME	FIELD DESCRIPTION	FIELD FORMAT/LENGTH	REQUIRED/OPTIONAL
REC-START	Always *DH. Identifies start of a data group header record.	Alphanumeric – 3 characters	R
DATA-GROUP-SEQUENCE-NUMBER	Ranges sequentially from 0001 to 9999. Identifies the Group Level record within a message for reference and control purposes. Discontinuity or duplication in the number alerts the addressee to possible loss or repetition of data.	Numeric – 4 digits	R
TRANSACTION TYPE	The type of transaction.	Alphanumeric – 3 characters	R
ERROR CODE	A transaction level error code. An error code will appear in the data group header for an error that is transaction related. Examples include: Pool Header not found to delete, not authorized for transaction type.	Alphanumeric – 10 characters	R
ELEMENT-ID	The Element Identifier for the data being updated. This field is used to assign the same value to multiple units, which will be listed in the detail record. This field will only be present on Pool Header and Car Grade Inspection transactions. For all other transactions this field will not exist.	Alphanumeric – 4 characters	O
ACTION-TYPE	Action type associated with an ELEMENT_ID that can have multiple occurrences. For Phase I and II this field will always be blank if transmitted.	Alphanumeric – 1 character	O
ELEMENT-VALUE	The value to be assigned to the Element Identifier for multiple units defined in the detail record. This field will only be present on Pool Header and Car Grade Inspection transactions. For all other transactions this field will not exist.	Alphanumeric – Variable	O

Appendix P – UMLRE70 Outbound Error Message Detail

The following is the layout for Outbound Error Message Detail for the following transaction types: Header Add (HA) and Header Change (HC).

FIELD NAME	FIELD DESCRIPTION	FIELD FORMAT/LENGTH	REQUIRED/OPTIONAL
REC-START	Always a plus sign (+). Identifies start of a detail level record.	Alphanumeric – 1 character	R
ELEMENT-ID	The Element Identifier for the data being updated.	Alphanumeric – 4 characters	R
ACTION-TYPE	Action type associated with an ELEMENT_ID that can have multiple occurrences. For Phase I and II this field will always be blank.	Alphanumeric – 1 character	R
ELEMENT-VALUE	The value to be assigned to the Element Identifier.	Alphanumeric – Variable	R
ELEMENT-ID-2	The Element Identifier for the data being updated.	Alphanumeric – 4 characters	R
ERROR CODE	A detail level error code. An error code will appear in detail record for an error that is element related.	Alphanumeric – 10 characters	R
ACTION-TYPE-2	Action type associated with an ELEMENT_ID that can have multiple occurrences. For Phase I and II this field will always be blank.	Alphanumeric – 1 character	R
ELEMENT-VALUE-2	The value to be assigned to the Element Identifier.	Alphanumeric – Variable	R

Umler TRAIN II Messaging Specifications

The following is the layout for Outbound Detail for the Equipment Characteristic Change (ECC), Equipment Characteristic Add (ECA), and Car Grade Inspection (CGI).

FIELD NAME	FIELD DESCRIPTION	FIELD FORMAT/LENGTH	REQUIRED/OPTIONAL
REC-START	Always a plus sign (+). Identifies start of a detail level record.	Alphanumeric – 1 character	R
ELEMENT-ID-1	The Element Identifier for the data being updated.	Alphanumeric – 4 characters	R
ACTION-TYPE-1	Action type associated with an ELEMENT_ID that can have multiple occurrences. For Phase I and II this field will always be blank.	Alphanumeric – 1 character	R
ELEMENT-VALUE-1	The value to be assigned to the Element Identifier.	Alphanumeric – Variable	R
ELEMENT-ID-2	The Element Identifier for the equipment group.	Alphanumeric – 4 characters	R
ACTION-TYPE-2	Action type associated with an ELEMENT_ID that can have multiple occurrences. For Phase I and II this field will always be blank.	Alphanumeric – 1 character	R
EQUIP GROUP	The equipment group of the equipment ID in the detail record.	Alphanumeric – 4 characters	R
ELEMENT-ID-3	The Element Identifier for the data being updated.	Alphanumeric – 4 characters	R
ERROR CODE	A detail level error code. An error code will appear in detail record for an error that is element related.	Alphanumeric – 10 characters	R
ACTION-TYPE-3	Action type associated with an ELEMENT_ID that can have multiple occurrences. For Phase I and II this field will always be blank.	Alphanumeric – 1 character	R
ELEMENT-VALUE-3	The value to be assigned to the Element Identifier.	Alphanumeric – Variable	R

Appendix Q – Detail Record Format For Equipment

The detail records following a data group header for equipment related transactions will always be formatted the same.

The following is an example of a how an UMLRC00 detail record will be formatted following a data group header on equipment transactions.

+0001bxxxxxxxxxxxxxxxxxyyyybvvvvvvvvv

where:

Value	Description
+	The delimiter to start a detail record
0001	The ELEMENT ID for the equipment ID being updated
b	A value of space
xxxxxxxxxxxxxx	The equipment initial and number
yyyy	The ELEMENT ID for the field being changed
b	A value of space
vvvvvvvvv	The variable length ELEMENT VALUE that corresponds to the ELEMENT ID provided in this example as yyyy Minimum length = 0 Maximum length = 240

The following is an example of a how an UMLRC60 detail record will be formatted following a data group header on equipment transactions.

+0001bxxxxxxxxxxxxxxxx0002beeeeyyybvvvvvvvvv

where:

Value	Description
+	The delimiter to start a detail record
0001	The ELEMENT ID for the equipment ID being updated
b	A value of space
xxxxxxxxxxxxxx	The equipment initial and number
0002	The ELEMENT ID for equipment group
b	A value of space
eeee	The equipment group.
yyyy	The ELEMENT ID for the field being changed
b	A value of space
vvvvvvvvv	The variable length ELEMENT VALUE that corresponds to the ELEMENT ID provided in this example as yyyy Minimum length = 0 Maximum length = 240

Umler TRAIN II Messaging Specifications

The following is an example of a how an UMLRC61 detail record will be formatted following a data group header on equipment transactions.

+0001**b**xxxxxxxxxxxxxxxx0002**b**eeeyyyydddddddddddddddddddd**b**vvvvvvvvv

where:

Value	Description
+	The delimiter to start a detail record
0001	The ELEMENT ID for the equipment ID being updated
b	A value of space
xxxxxxxxxxxxxxxx	The equipment initial and number
0002	The ELEMENT ID for equipment group
b	A value of space
eeee	The equipment group.
yyyy	The ELEMENT ID for the field being changed
dddddddddddddddddddd	26 character DB2 timestamp field.
b	A value of space
vvvvvvvvv	The variable length ELEMENT VALUE that corresponds to the ELEMENT ID provided in this example as yyyy. Minimum length = 0 Maximum length = 240

Appendix R – Umler Element Identifiers (Element ID) For Phase 1/2

Please refer to industry reference files for all Umler element IDs. Given the dynamic nature of Umler it was decided to remove this information from this document.

Appendix S – Umler Transaction Types and Element Identifiers (Element ID) For Phase 1/2

For a complete list of transaction types and elements, download the most current [Umler Reference Files](#) and open the appropriate files. Given the dynamic nature of Umler, the information has been removed from this document.

Appendix T – Umler Error/Warning Response Codes For Phase 1/2

For a complete list of all Umler Error/Warning Response Codes, download the most current [Umler Reference Files](#) and open the appropriate files. Given the dynamic nature of Umler, the information has been removed from this document.

Appendix U – UMLRC50 Outbound Error Message Detail

ERROR TYPE	ERROR CODE	ERROR DESCRIPTION
	1000	# Message Header Errors
E	1001	A message header segment (#) was found within the message (not at the beginning of the message).
	2000	*CG Control Group Header errors
E	2001	Only one control group header segment (*CG) allowed in a message.
E	2002	The control group header segment was found at the beginning of the message. The control group header segment can only follow the message header segment.
E	2003	The control group header segment was found after another control group header segment. Only one control group header segment is allowed on a message and it must follow the message header segment.
E	2004	The control group header segment was found after a data group header segment. Only one control group header segment is allowed in a message and it must follow the message header segment.
E	2005	The control group header segment was found after a data group summary segment. Only one control group header segment is allowed in a message and it must follow the message header segment.
E	2006	The control group header segment was found after a control group summary segment. Only one control group header segment is allowed in a message and it must follow the message header segment.
E	2007	The control group header segment was found after a trailer segment. Only one control group header segment is allowed in a message and it must follow the message header segment.
E	2008	The control group sequence number sent was not within an acceptable range of what the Umler system was expecting. The control group sequence number that Umler was expecting is being returned on the UMLRC50 message.
W	2009	Warning – control group sequence number sent was not what the Umler system was expecting. However, the sequence number sent was within greater than ten of what Umler was expecting so the message was processed.
	3000	*DG Data Group Header errors
E	3001	The data group header segment was found at the beginning of the message. The data group header segment can only follow the control group header segment or the data group summary segment.

Umler TRAIN II Messaging Specifications

ERROR TYPE	ERROR CODE	ERROR DESCRIPTION
E	3002	The data group header segment was found after the message header segment. The data group header segment can only follow the control group header segment or the data group summary segment.
E	3003	The data group header segment was found after another data group header segment. The data group header segment must be followed by a data group summary record.
E	3004	The data group header segment was found after the control group summary segment. The data group header segment can only follow the control group header segment or the data group summary segment.
E	3005	The data group header segment was found after the trailer segment. The data group header segment can only follow the control group header segment or the data group summary segment.
E	3006	An invalid transaction type was sent.
	4000	=DS Data Group Summary related errors
E	4001	The data group summary segment was found at the beginning of the message. The data group summary segment can only follow the data group header segment or detail segments.
E	4002	The data group summary segment was found after the message header segment. The data group summary segment can only follow the data group header segment or detail segments.
E	4003	The data group summary segment was found after the control group header segment. The data group summary segment can only follow the data group header segment or detail segments.
E	4004	The data group summary segment was found after another data group summary segment.
E	4005	The data group summary segment was found after the control group summary segment. The data group summary segment can only follow the data group header segment or detail segments.
E	4006	The data group summary segment was found after the trailer segment. The data group summary segment can only follow the data group header segment or detail segments.
E	4007	The data group summary detail count does not match the actual number of detail segments with the data group.
E	4008	The data group header control sequence number does not match the data group summary control sequence number.
	5000	=CS Control Group Summary related errors

Umler TRAIN II Messaging Specifications

ERROR TYPE	ERROR CODE	ERROR DESCRIPTION
E	5001	The control group summary segment was found at the beginning of the message. The control group summary segment can only follow the data group summary segment.
E	5002	The control group summary segment was found after the message header segment. The control group summary segment can only follow the data group summary segment.
E	5003	The control group summary segment was found after the control group header segment. The control group summary segment can only follow the data group summary segment.
E	5004	The control group summary segment was found after the data group header segment. The control group summary segment can only follow the data group summary segment.
E	5005	The control group summary segment was found after another control group summary segment. Only one control group summary segment is allowed per message.
E	5006	The control group summary segment was found after the trailer segment. The control group summary segment can only follow the data group summary segment.
E	5007	Only one control group summary segment is allowed per message.
E	5008	The control group summary data group count does not match the actual number of data groups with the control group.
E	5009	The control group header control sequence number does not match control group summary control sequence number.
	6000	\$ Trailer related errors
E	6001	The control group header segment was followed by a trailer segment. The only segment allowed after the control group header segment is a data group header segment.
E	6002	The trailer segment was found after the message header segment. The trailer segment can only follow the control group summary segment.
E	6003	The trailer segment was found after the control group header segment. The trailer segment can only follow the control group summary segment.
E	6004	The trailer segment was found after the data group header segment. The trailer segment can only follow the control group summary segment.
E	6005	The trailer segment was found after the data group summary segment. The trailer segment can only follow the control group summary segment.

Umler TRAIN II Messaging Specifications

ERROR TYPE	ERROR CODE	ERROR DESCRIPTION
E	6006	The trailer segment was found after another trailer segment. Only one trailer segment is allowed per message.
E	6007	Only one trailer segment is allowed per message.
	7000	Detail Record errors
E	7001	There was a different equipment IDS sent within a data group header. Only one equipment ID can be sent within a data group header.
	9000	Miscellaneous errors
E	9001	There were no detail records present for a transaction type other than a header delete (HD). The UMLRC00 must contain detail records for all transaction types other than a header delete (HD).
E	9002	The network identifier in the message header of the inbound UMLRC00 message is not subscribed at RAILINC to send UMLRC00 messages.
E	9003	The network identifier in the message header of the inbound UMLRC00 message is not subscribed at RAILINC to receive UMLRC50 messages.
E	9004	The network identifier in the message header of the inbound UMLRC00 message is not subscribed at RAILINC to receive UMLRE70 messages.
E	9005	The message size of the UMLRC00 exceeded the maximum allowable TRAIN II message size into the Umler system.
E	9010	The number of equipments/pool headers for which refresh request has been requested has exceeded the system limit of 1000. Or the number of pool headers specified for pool assignment of both pool header and assignment is greater than one which is not allowed.
E	9011	The date-time range for which refresh has been requested has more than 1000 transactions or spans more than one day and hence cannot be processed by the system.
E	9012	The start and/or end date-time format specified is not valid.
E	9013	The date range specified is greater than 24 hours and the message was not processed.